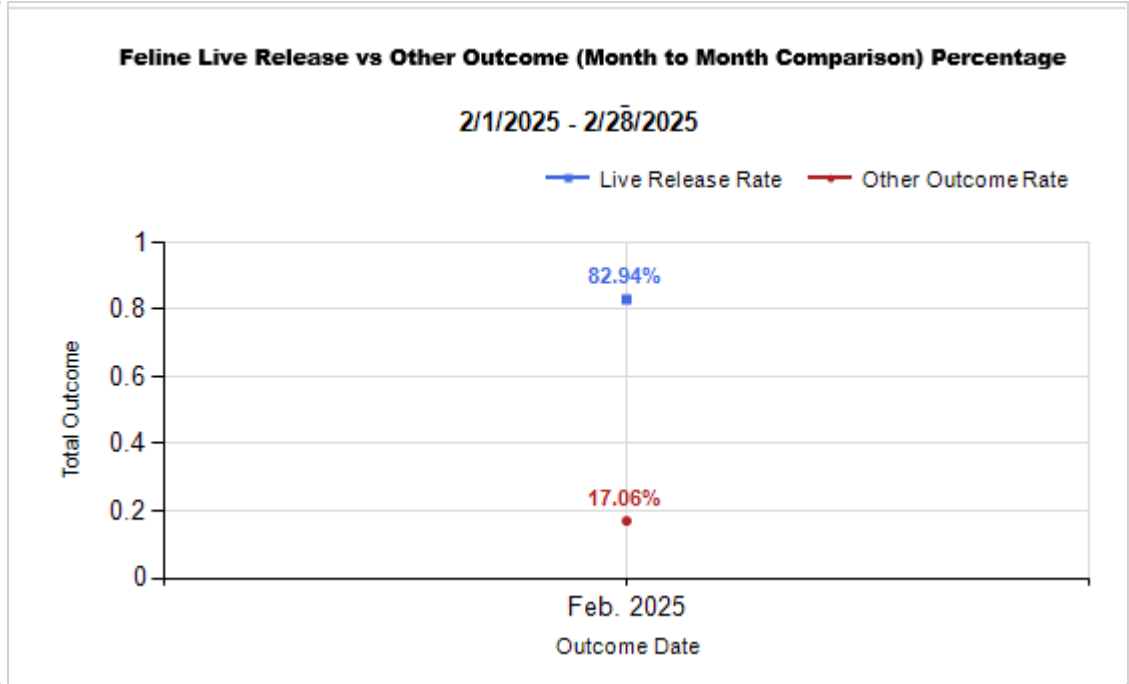
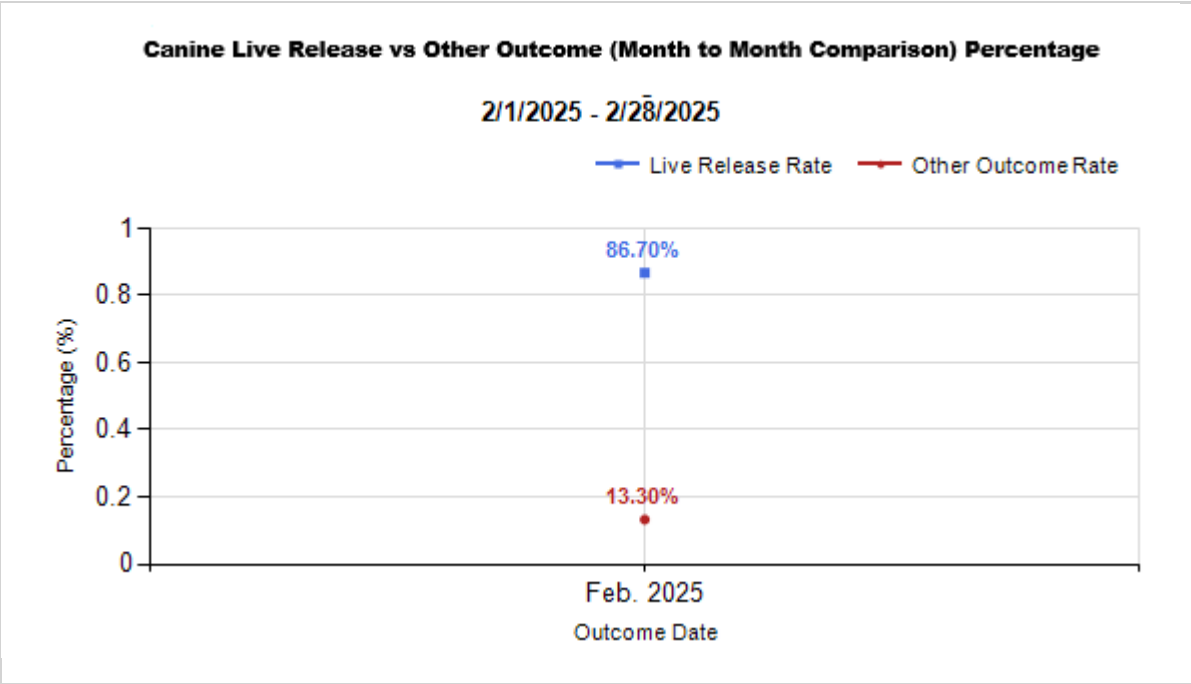
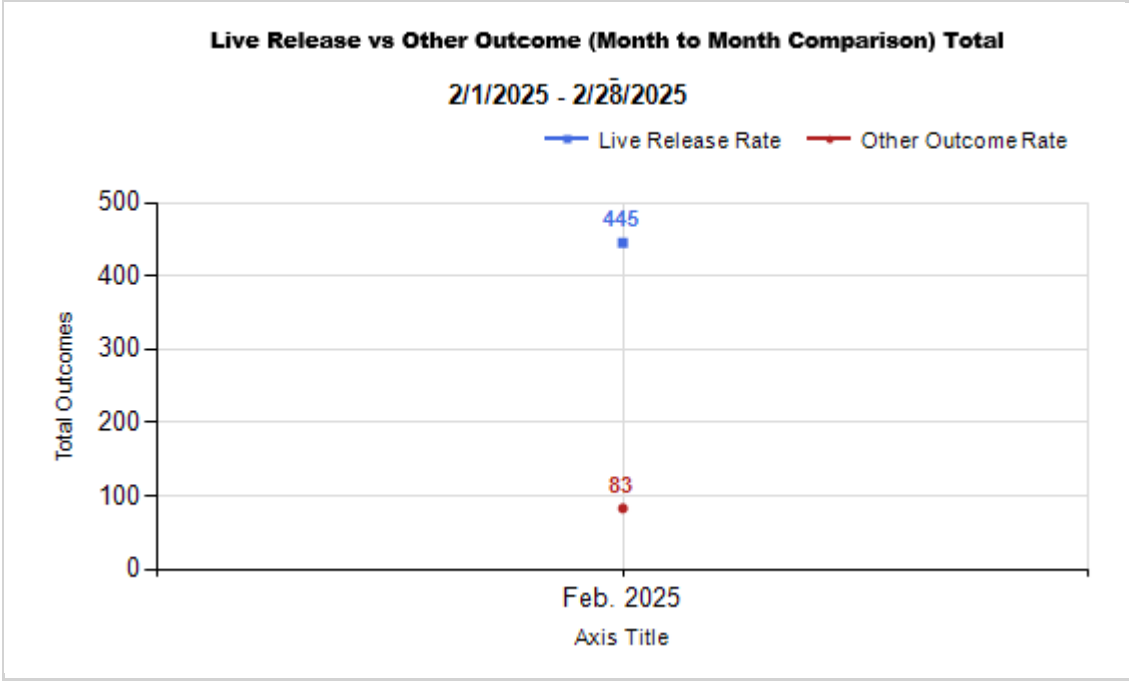
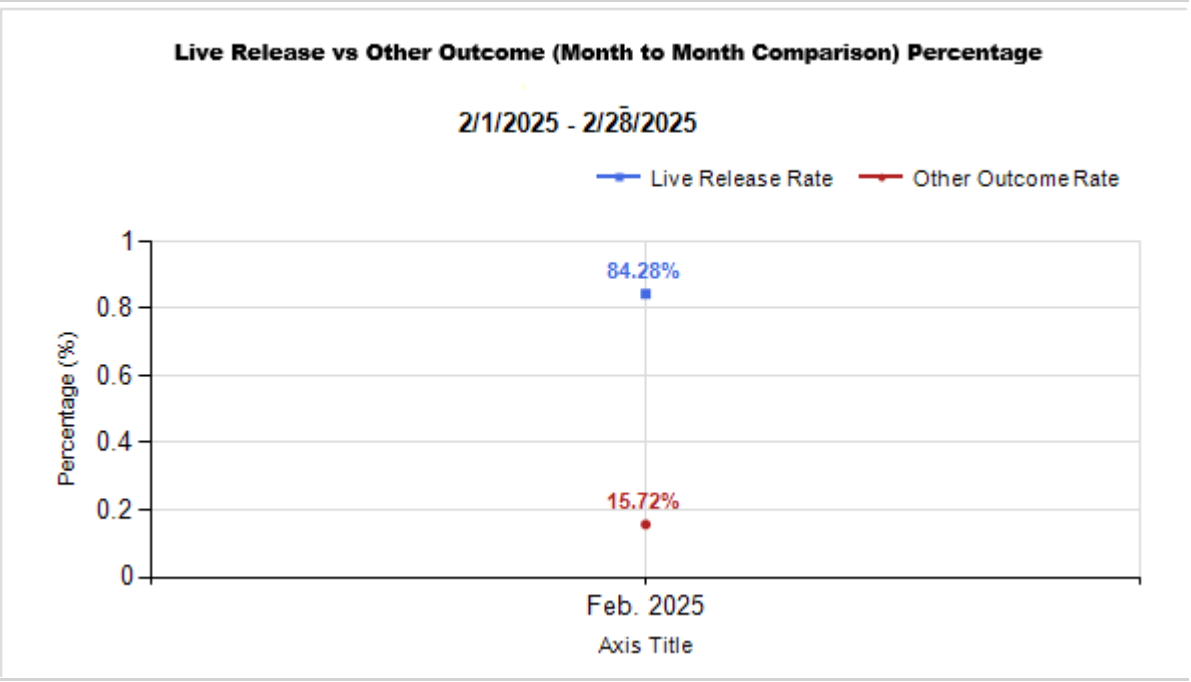
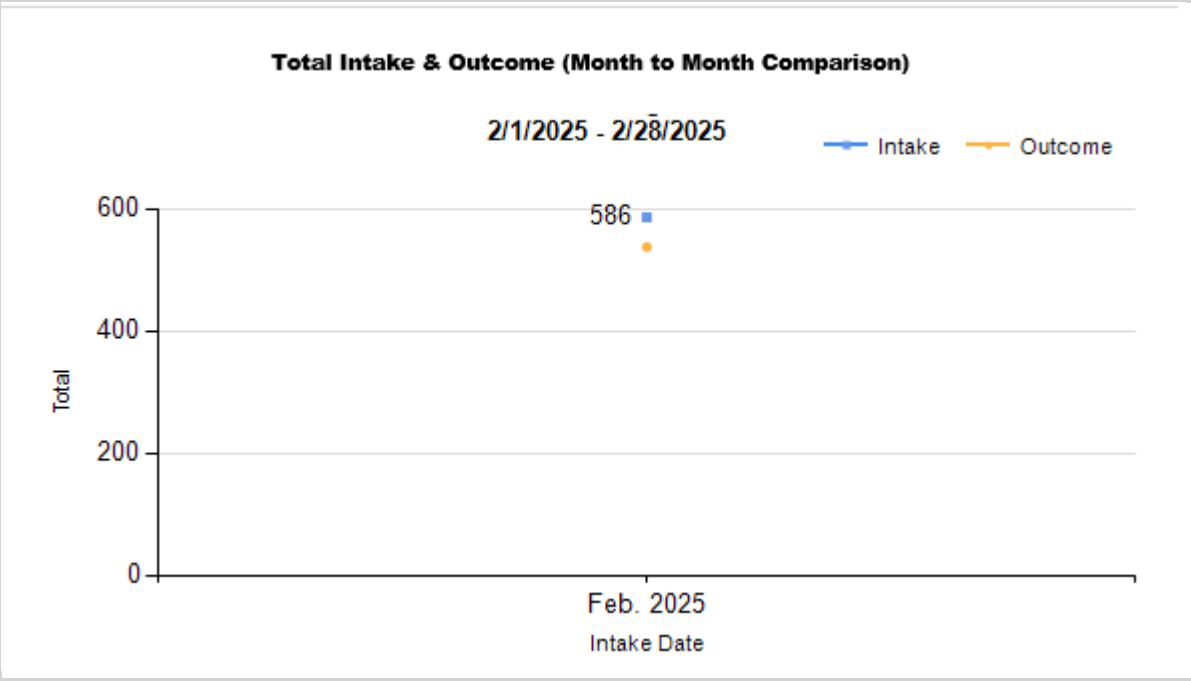
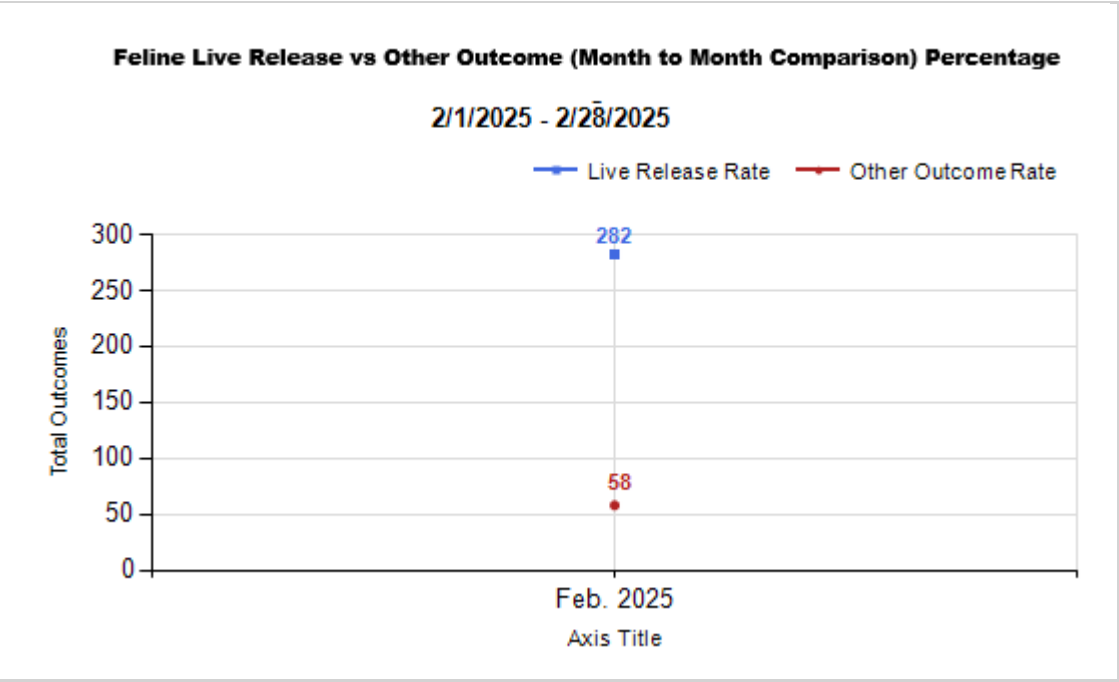
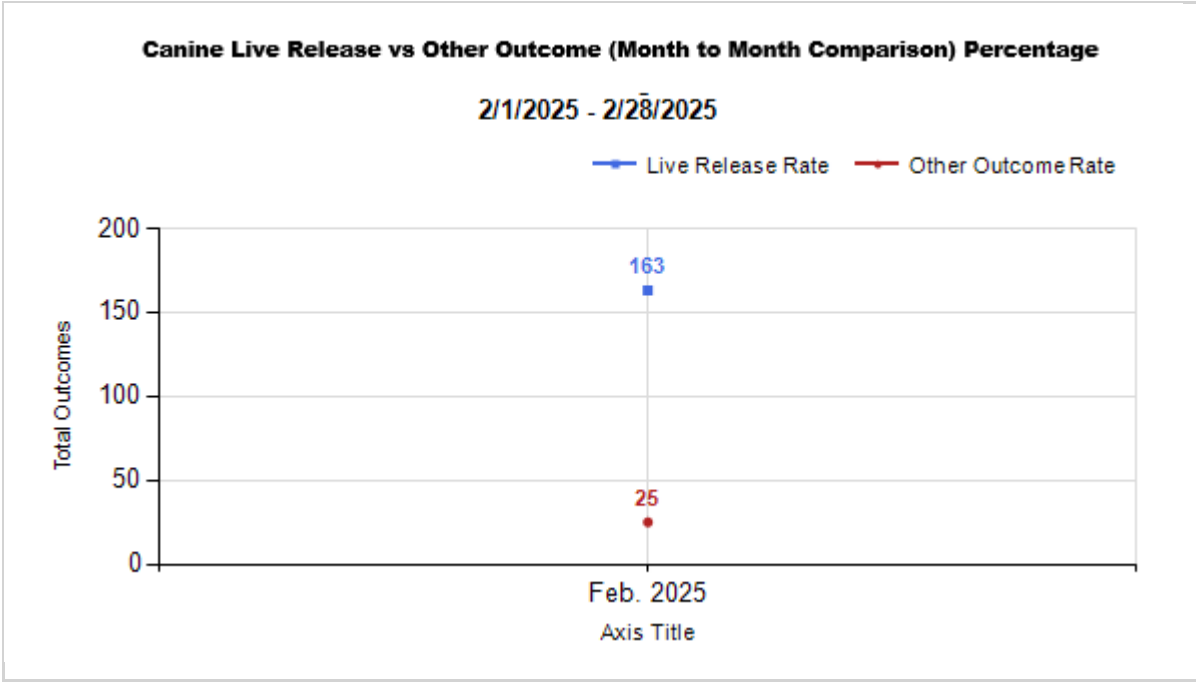


Intake & Outcome Statistics (2/1/2025 - 2/28/2025) Pivoted by Intake & Outcome				Month to Month Comparison	
		Canine	Feline	Total	Feb. 2025
LIVE INTAKE					
B	Stray/At Large	144	358	502	502
C	Relinquished by Owner	32	12	44	44
D	Owner Intended Euthanasia	0	0	0	0
E	Transferred in from Agency (In State)	1	0	1	1
E	Transferred in from Agency (Out of State)	0	0	0	0
F	Cruelty/Confiscate (Other Intakes)	18	7	25	25
F	Born in the Shelter (Other Intakes)	0	1	1	1
F	Returns (Other Intakes)	5	8	13	13
G	Total Live Intake [ B + C + D + E + F ]	200	386	586	586

OUTCOMES					
H	Adoption	79	112	191	191
I	Return to Owner	42	5	47	47
J	Transferred to Another Agency	42	3	45	45
K	Return to Field	0	162	162	162
L	Other Live Outcomes	0	0	0	0
M	Subtotal: Live Outcomes [ H + I + J + K + L ]	163	282	445	445
N	Died in Care	2	8	10	10
O	Lost in Care	0	0	0	0
P	Shelter Euthanasia	23	50	73	73
Q	Owner Intended Euthanasia	9	0	9	9
R	Subtotal: Other Outcomes [ N + O + P + Q ]	34	58	92	92
S	Total Outcomes [ M + R ]	197	340	537	537
Asilomar "Lite" Live Release Rate:		86.70%	82.94%	84.28%	84.28%
Canine Asilomar "Lite" Live Release Rate				86.70%	86.70%
Feline Asilomar "Lite" Live Release Rate				82.94%	82.94%

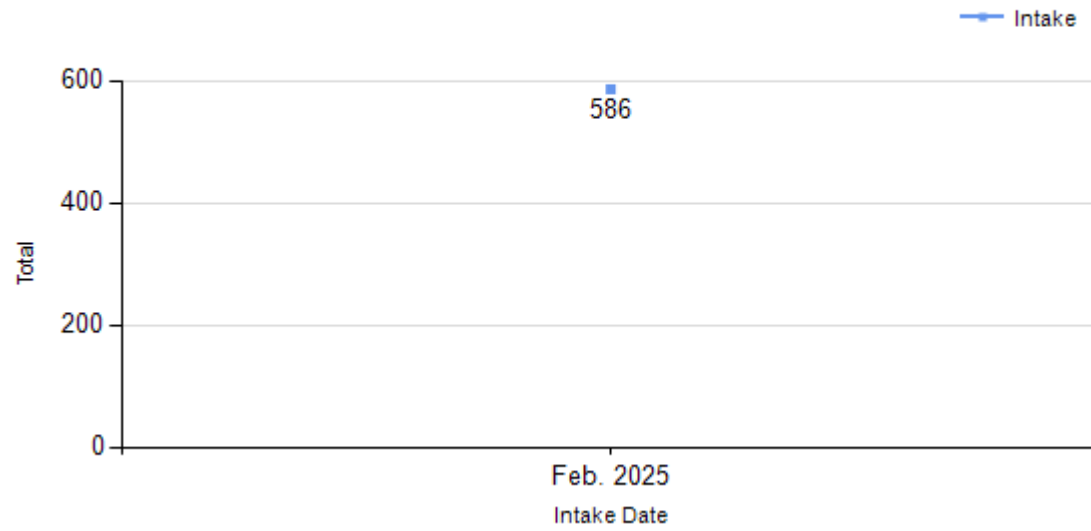
Formula:  
M / (S subtract Q)  
445 / ( 537 subtract 9 ) = 84.28%



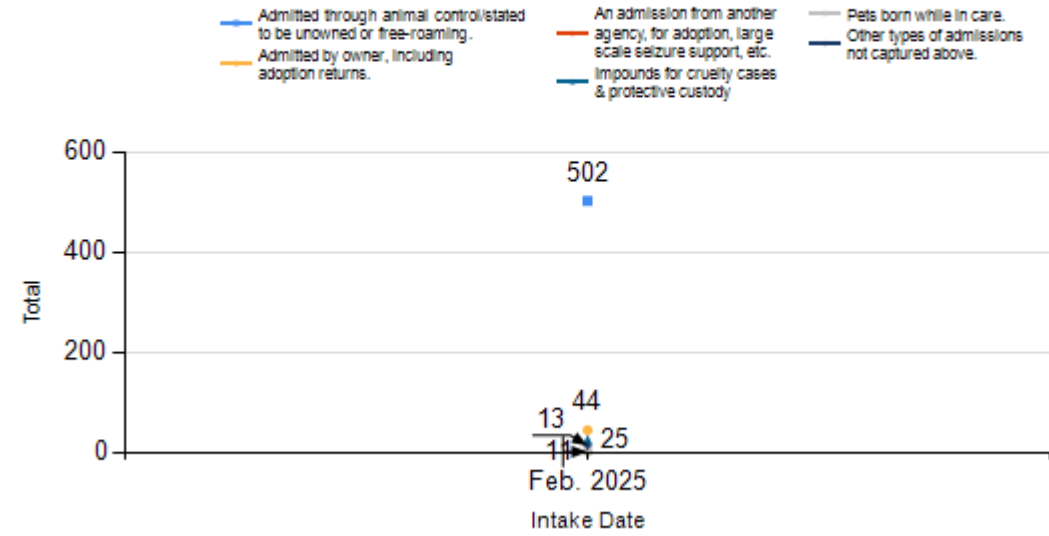


Intake Statistics Pivoted by Species (2/1/2025 - 2/28/2025)				Month to Month Comparison
Species		Name	Total	Feb. 2025
Canine	B	Stray/At Large	144	144
	C	Relinquished by Owner	32	32
	D	Owner Intended Euthanasia	0	0
	E	Transferred in from Agency (In State)	1	1
	E	Transferred in from Agency (Out of State)	0	0
	F	Cruelty/Confiscate (Other Intakes)	18	18
	F	Born in the Shelter (Other Intakes)	0	0
	F	Returns (Other Intakes)	5	5
		Canine Live Intake	200	200
Feline	B	Stray/At Large	358	358
	C	Relinquished by Owner	12	12
	D	Owner Intended Euthanasia	0	0
	E	Transferred in from Agency (In State)	0	0
	E	Transferred in from Agency (Out of State)	0	0
	F	Cruelty/Confiscate (Other Intakes)	7	7
	F	Born in the Shelter (Other Intakes)	1	1
	F	Returns (Other Intakes)	8	8
		Feline Live Intake	386	386
	B	Stray/At Large	502	502
	C	Relinquished by Owner	44	44
	D	Owner Intended Euthanasia	0	0
	E	Transferred in from Agency (In State)	1	1
	E	Transferred in from Agency (Out of State)	0	0
	F	Cruelty/Confiscate (Other Intakes)	25	25
	F	Born in the Shelter (Other Intakes)	1	1
	F	Returns (Other Intakes)	13	13
	G	Total Live Intake	586	586

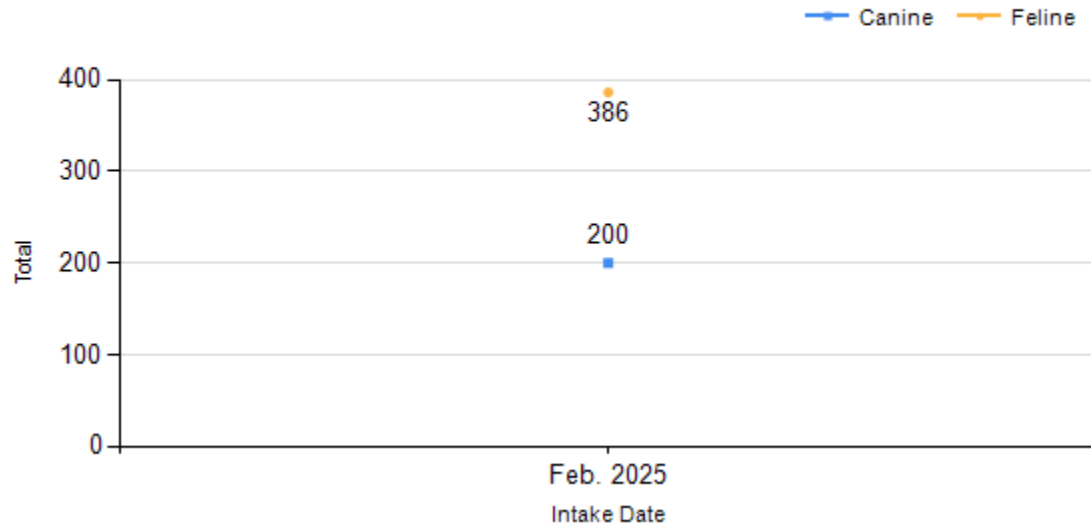
**Total Intake (Month to Month Comparision)**  
2/1/2025 - 2/28/2025



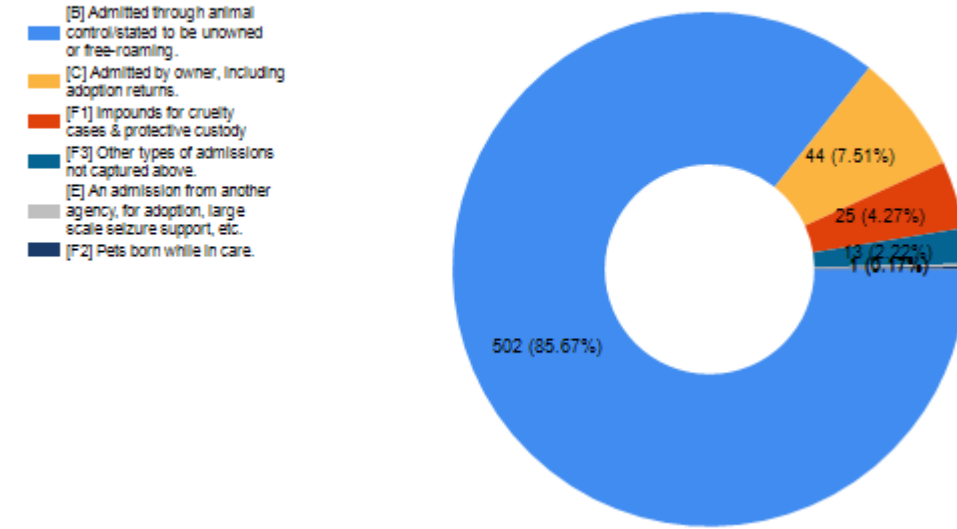
**Total Intake (Month to Month Comparision)**  
2/1/2025 - 2/28/2025 by Intake Type



**Total Intake (Month to Month Comparision)**  
2/1/2025 - 2/28/2025 by Species

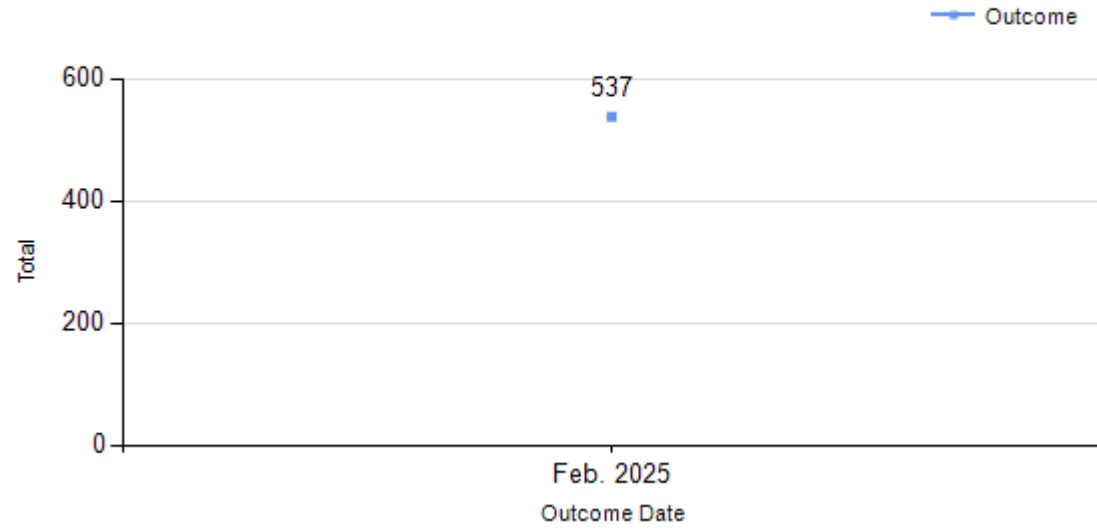


**Total Intake (Month to Month Comparision)**  
2/1/2025 - 2/28/2025 by Intake Type

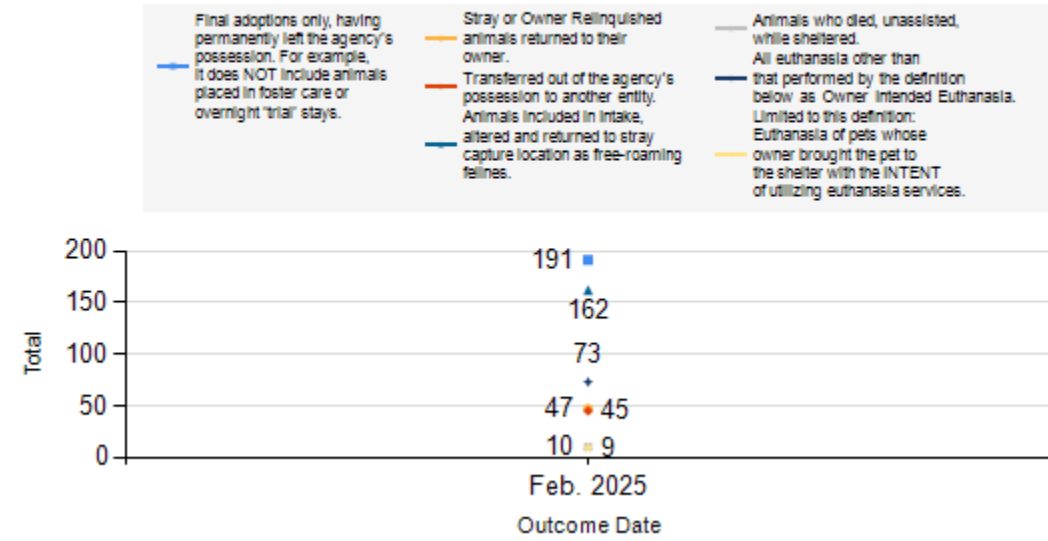


Outcome Statistics Pivoted by Species (2/1/2025 - 2/28/2025)				Month to Month Comparison
Species		Name	Total	Feb. 2025
Canine	H	Adoption	79	79
	I	Return to Owner	42	42
	J	Transferred to Another Agency	42	42
	K	Return to Field	0	0
	L	Other Live Outcomes	0	0
	M	Subtotal: Live Outcomes	163	163
	N	Died in Care	2	2
	O	Lost in Care	0	0
	P	Shelter Euthanasia	23	23
	Q	Owner Intended Euthanasia	9	9
	R	Subtotal: Other Outcomes	34	34
		Canine Total Outcome	197	197
Feline	H	Adoption	112	112
	I	Return to Owner	5	5
	J	Transferred to Another Agency	3	3
	K	Return to Field	162	162
	L	Other Live Outcomes	0	0
	M	Subtotal: Live Outcomes	282	282
	N	Died in Care	8	8
	O	Lost in Care	0	0
	P	Shelter Euthanasia	50	50
	Q	Owner Intended Euthanasia	0	0
	R	Subtotal: Other Outcomes	58	58
		Feline Total Outcome	340	340
	H	Adoption	191	191
	I	Return to Owner	47	47
	J	Transferred to Another Agency	45	45
	K	Return to Field	162	162
	L	Other Live Outcomes	0	0
	N	Died in Care	10	10
	O	Lost in Care	0	0
	P	Shelter Euthanasia	73	73
	Q	Owner Intended Euthanasia	9	9
	S	Total Outcome	537	537

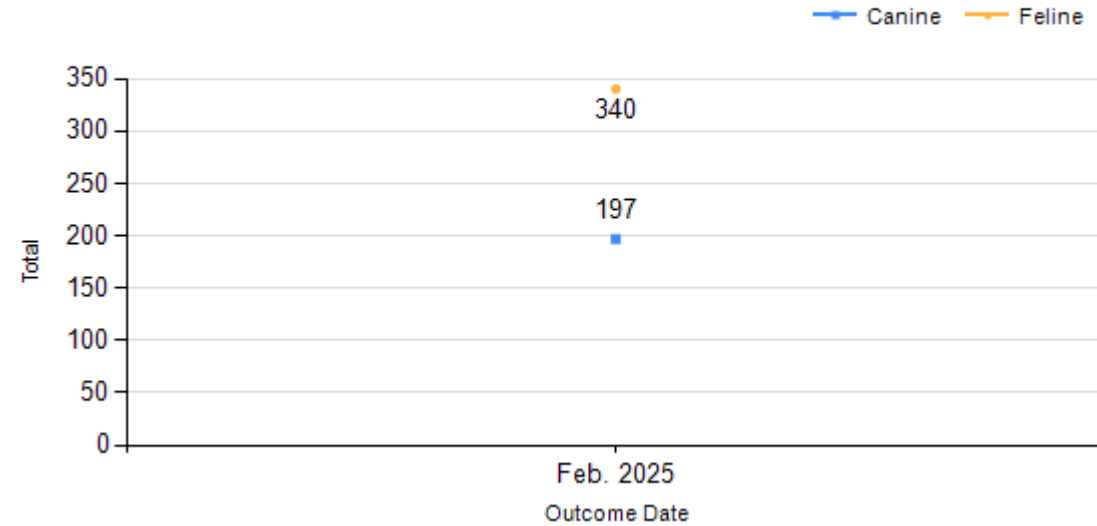
**Total Outcome (Month to Month Comparision)**  
2/1/2025 - 2/28/2025



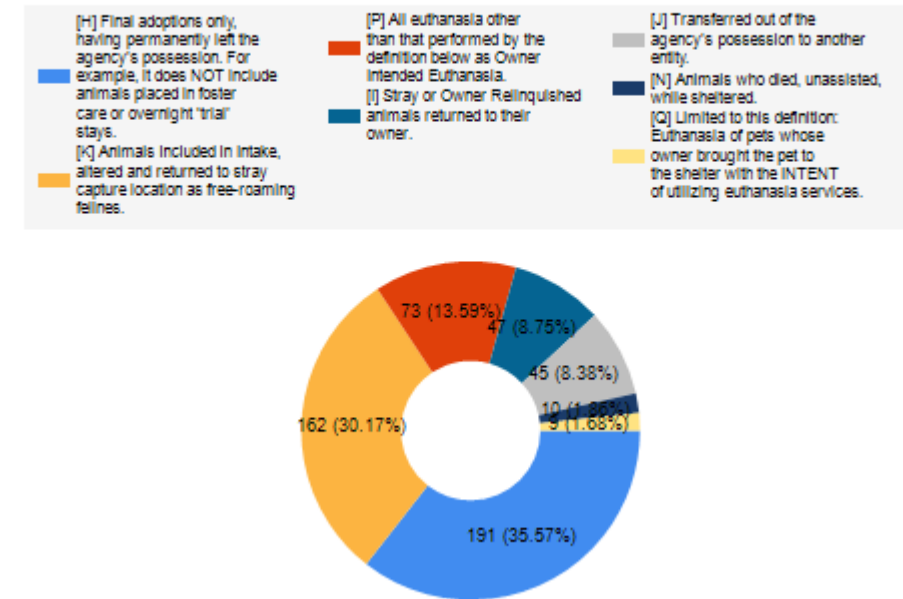
**Total Outcome (Month to Month Comparision)**  
2/1/2025 - 2/28/2025 by Intake Type



**Total Outcome (Month to Month Comparision)**  
2/1/2025 - 2/28/2025 by Species



**Total Outcome (Month to Month Comparision)**  
2/1/2025 - 2/28/2025 by Outcome Type



	TOTAL			Canine			Feline		
	Live Release	Live Release (%)	Change (%)	Live Release	Live Release (%)	Change (%)	Live Release	Live Release (%)	Change (%)
Feb. 2025	445	84.28%	NaN	163	86.70%	NaN	282	82.94%	NaN
2/1/2025 - 2/28/2025	537	84.28%							

Formula:  
M / (S subtract Q)  
445 / ( 537 subtract 9 ) = 84.28%