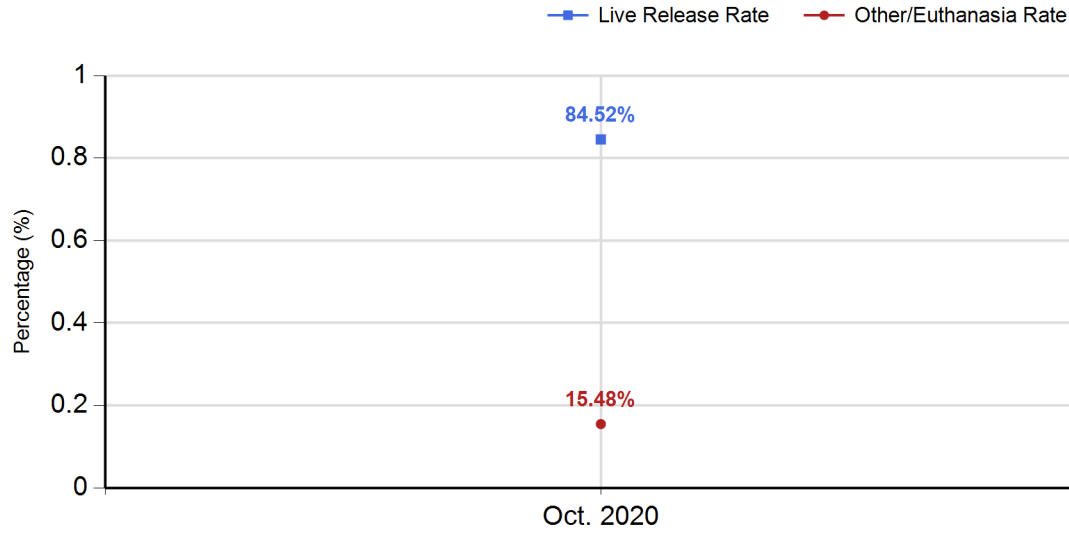


**Intake & Outcome Statistics
(10/1/2020 - 10/31/2020)
Pivoted by Intake & Outcome**

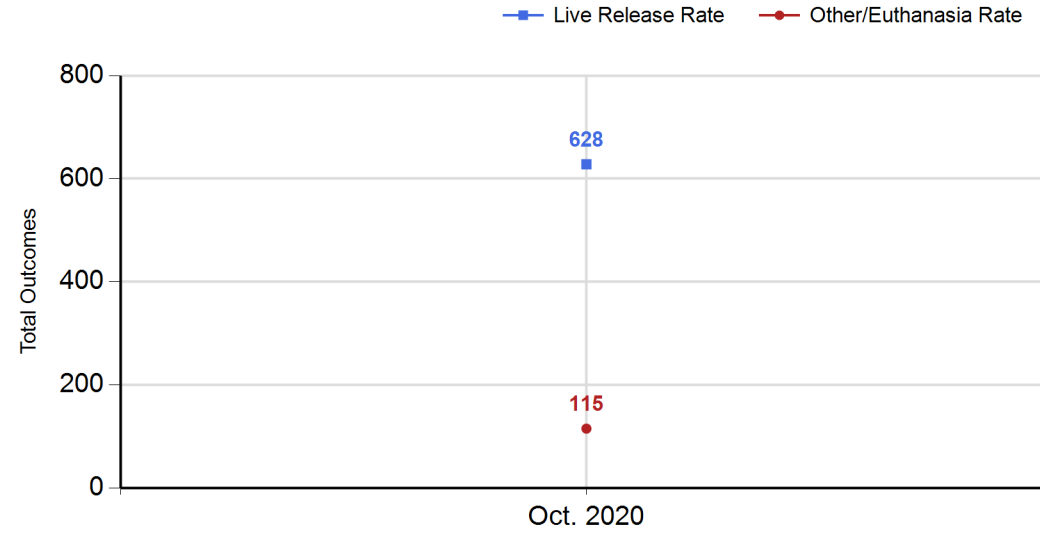
				Month to Month Stats	
				Oct. 2020	
		Canine	Feline	Total	
LIVE INTAKE					
B	Stray/At Large	164	448	612	612
C	Relinquished by Owner	20	18	38	38
D	Owner Intended Euthanasia	17	7	24	24
E	Transferred in from Agency (In State)	0	0	0	0
E	Transferred in from Agency (Out of State)	0	0	0	0
F	Cruelty/Confiscate (Other Intakes)	43	12	55	55
F	Born in the Shelter (Other Intakes)	0	7	7	7
F	Returns (Other Intakes)	7	2	9	9
G	Total Live Intake [B + C + D + E + F]	251	494	745	745
OUTCOMES					
H	Adoption	87	253	340	340
I	Return to Owner	51	0	51	51
J	Transferred to Another Agency	59	69	128	128
K	Return to Field	0	109	109	109
L	Other Live Outcomes	0	0	0	0
M	Subtotal: Live Outcomes [H + I + J + K + L]	197	431	628	628
N	Died in Care	0	27	27	27
O	Lost in Care	0	0	0	0
P	Shelter Euthanasia	17	47	64	64
Q	Owner Intended Euthanasia	16	8	24	24
R	Subtotal: Other Outcomes [N + O + P + Q]	33	82	115	115
S	Total Outcomes [M + R]	230	513	743	743
Asilomar "Lite" Live Release Rate:		85.65%	84.02%	84.52%	84.52%
Canine Live Release Rate				85.65%	85.65%
Feline Live Release Rate				84.02%	84.02%

Formula:
M / S
628 / 743 = 84.52%

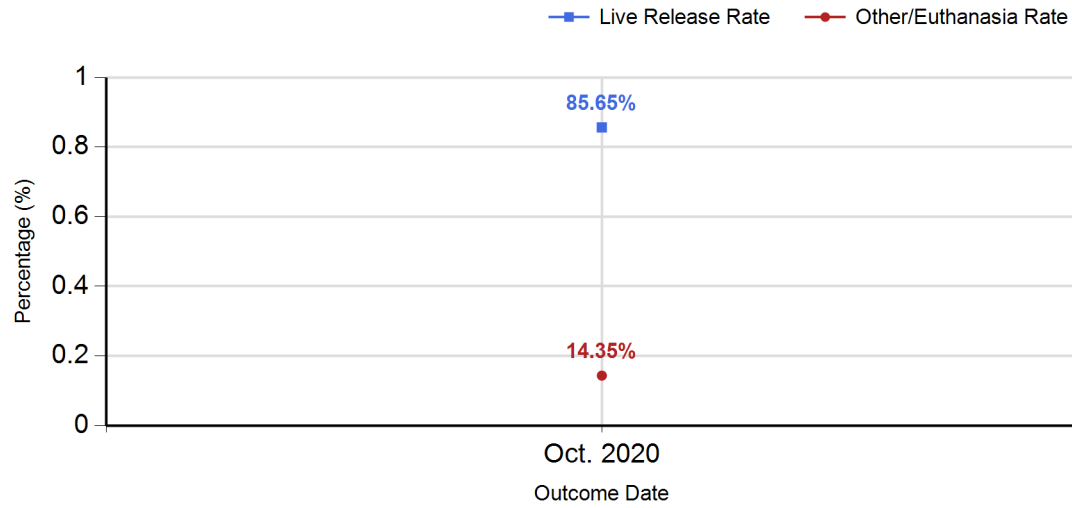
Live Release Rate vs Other & Euthanasia Rate (Month to Month Stats) Percentage
10/1/2020 - 10/31/2020



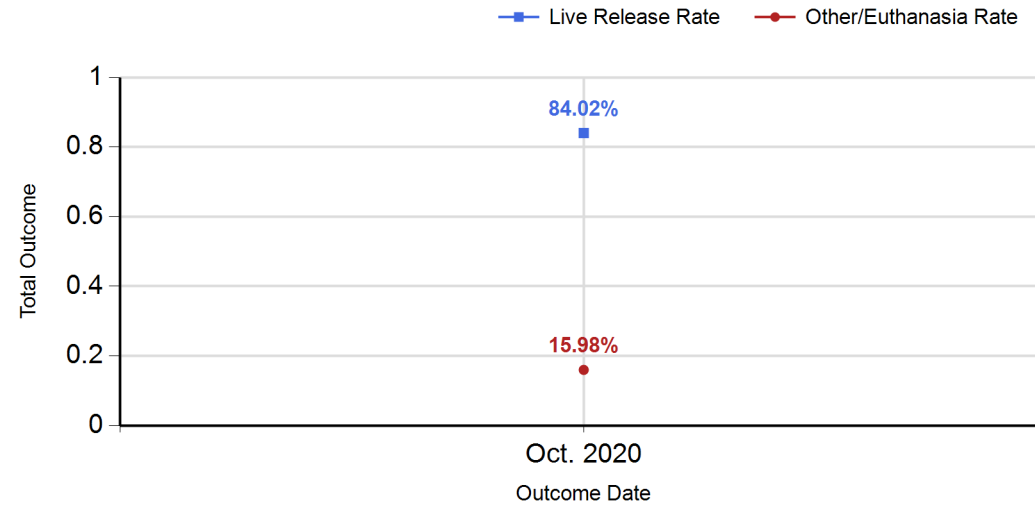
Live Release Rate vs Other & Euthanasia Rate (Month to Month Stats) Total
10/1/2020 - 10/31/2020



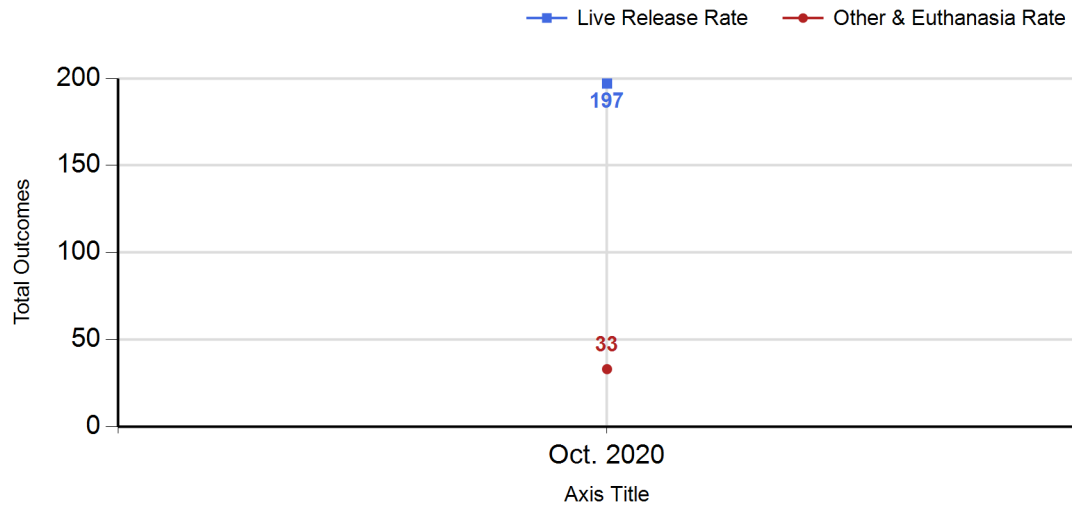
Canine Live Release Rate vs Other & Euthanasia Rate (Month to Month Stats) Percentage
10/1/2020 - 10/31/2020



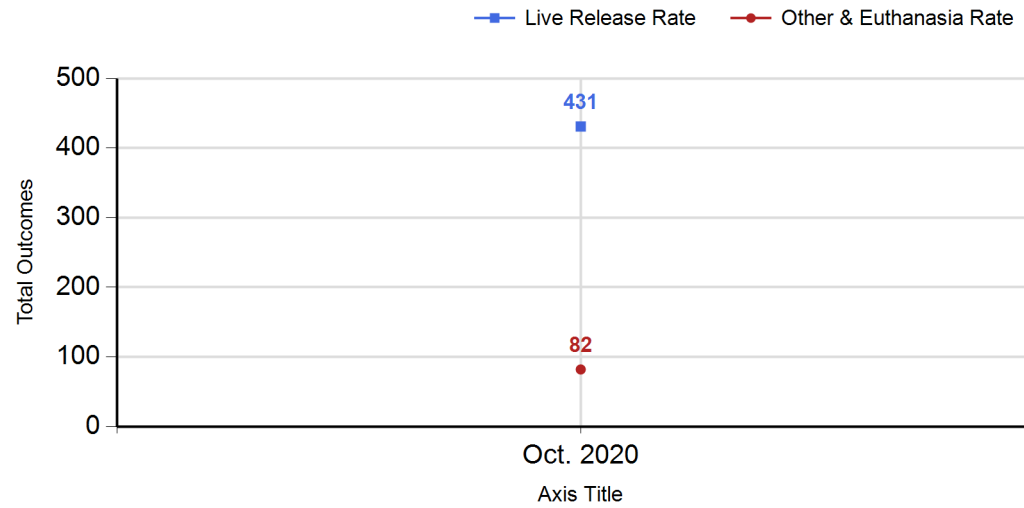
Feline Live Release Rate vs Other & Euthanasia Rate (Month to Month Stats) Percentage
10/1/2020 - 10/31/2020



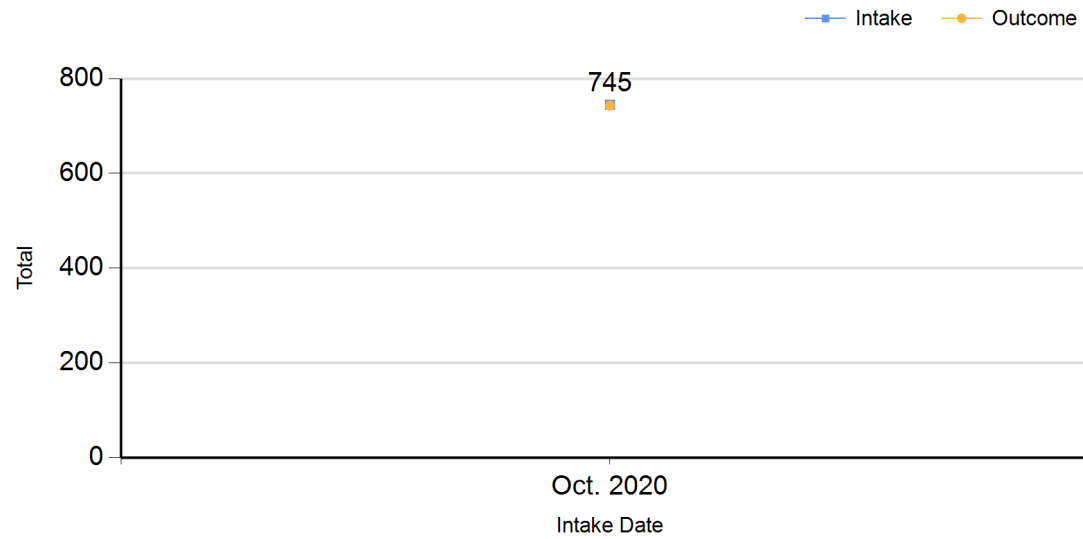
Canine Live Release Rate vs Other & Euthanasia Rate (Month to Month Stats)
Percentage
10/1/2020 - 10/31/2020



Feline Live Release Rate vs Other & Euthanasia Rate (Month to Month Stats)
Percentage
10/1/2020 - 10/31/2020

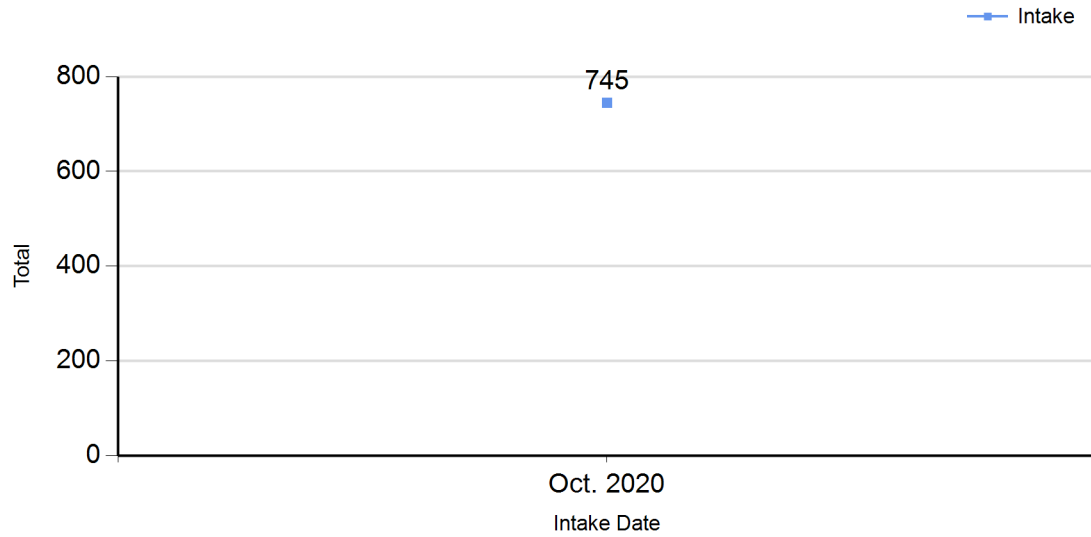


Total Intake & Outcome (Month to Month Stats)
10/1/2020 - 10/31/2020

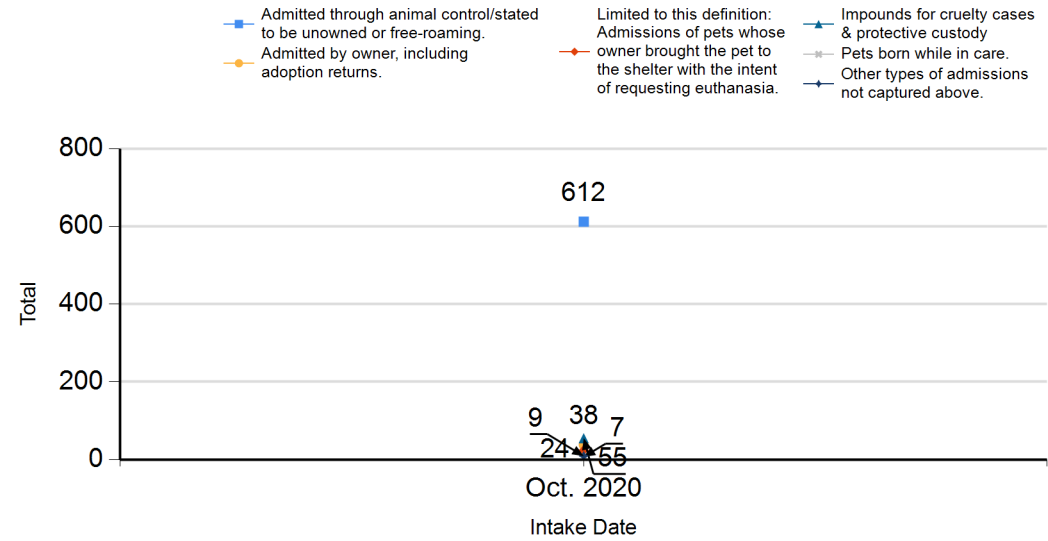


Intake Statistics Pivoted by Species (10/1/2020 - 10/31/2020)				Month to Month Stats
Species		Name	Total	Oct. 2020
Canine	B	Stray/At Large	164	164
	C	Relinquished by Owner	20	20
	D	Owner Intended Euthanasia	17	17
	E	Transferred in from Agency (In State)	0	0
	E	Transferred in from Agency (Out of State)	0	0
	F	Cruelty/Confiscate (Other Intakes)	43	43
	F	Born in the Shelter (Other Intakes)	0	0
	F	Returns (Other Intakes)	7	7
			Canine Live Intake	251
Feline	B	Stray/At Large	448	448
	C	Relinquished by Owner	18	18
	D	Owner Intended Euthanasia	7	7
	E	Transferred in from Agency (In State)	0	0
	E	Transferred in from Agency (Out of State)	0	0
	F	Cruelty/Confiscate (Other Intakes)	12	12
	F	Born in the Shelter (Other Intakes)	7	7
	F	Returns (Other Intakes)	2	2
			Feline Live Intake	494
	B	Stray/At Large	612	612
	C	Relinquished by Owner	38	38
	D	Owner Intended Euthanasia	24	24
	E	Transferred in from Agency (In State)	0	0
	E	Transferred in from Agency (Out of State)	0	0
	F	Cruelty/Confiscate (Other Intakes)	55	55
	F	Born in the Shelter (Other Intakes)	7	7
	F	Returns (Other Intakes)	9	9
	G	Total Live Intake	745	745

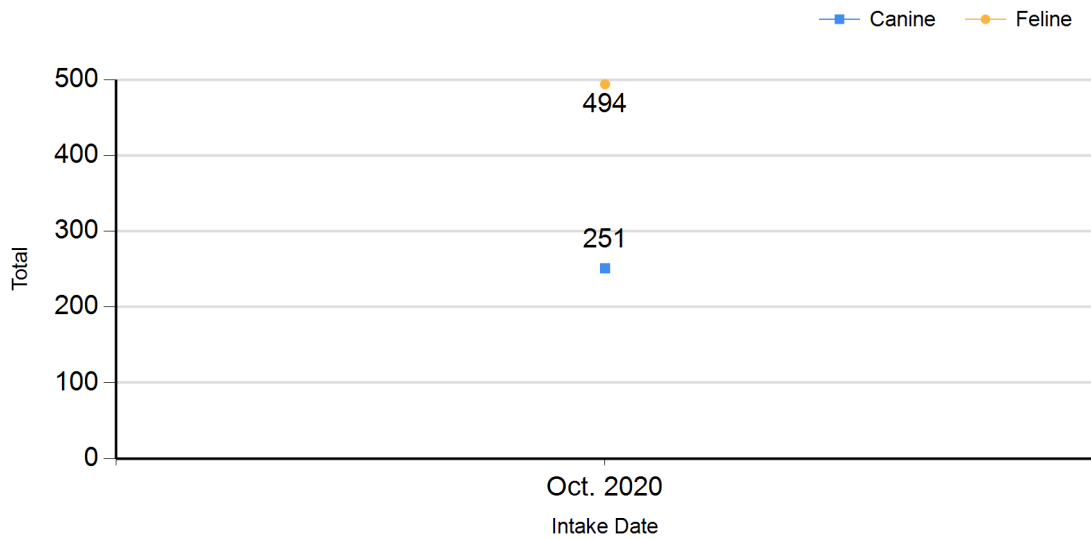
**Total Intake (Month to Month Stats)
10/1/2020 - 10/31/2020**



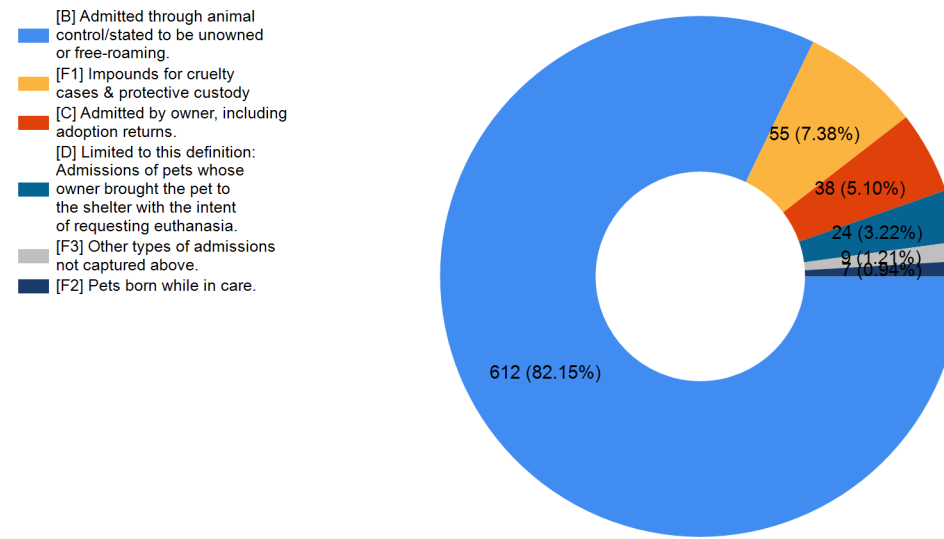
**Total Intake (Month to Month Stats)
10/1/2020 - 10/31/2020 by Intake Type**



**Total Intake (Month to Month Stats)
10/1/2020 - 10/31/2020 by Species**



**Total Intake (Month to Month Stats)
10/1/2020 - 10/31/2020 by Intake Type**

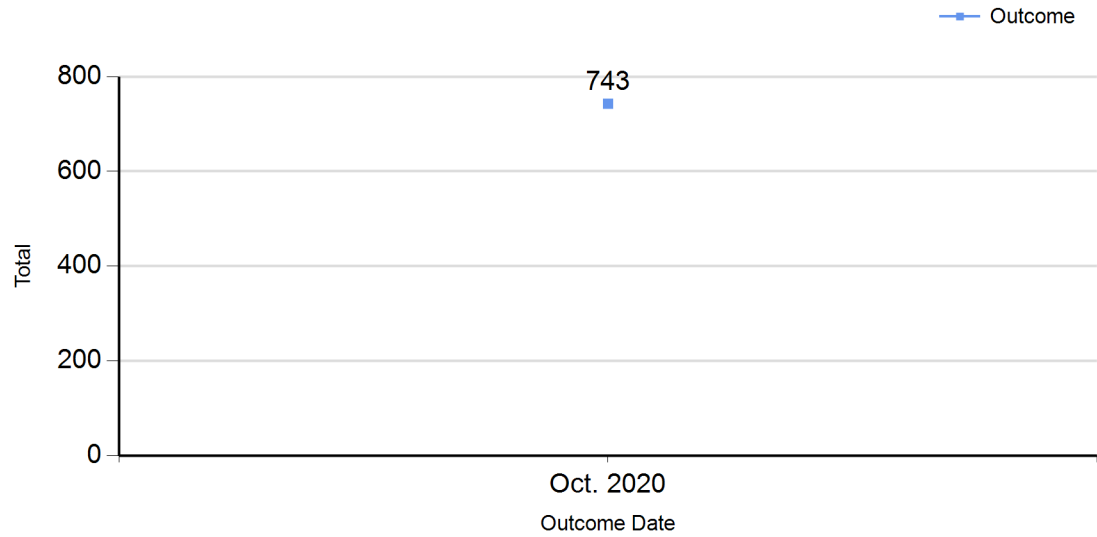


**Outcome Statistics Pivoted by Species
(10/1/2020 - 10/31/2020)**

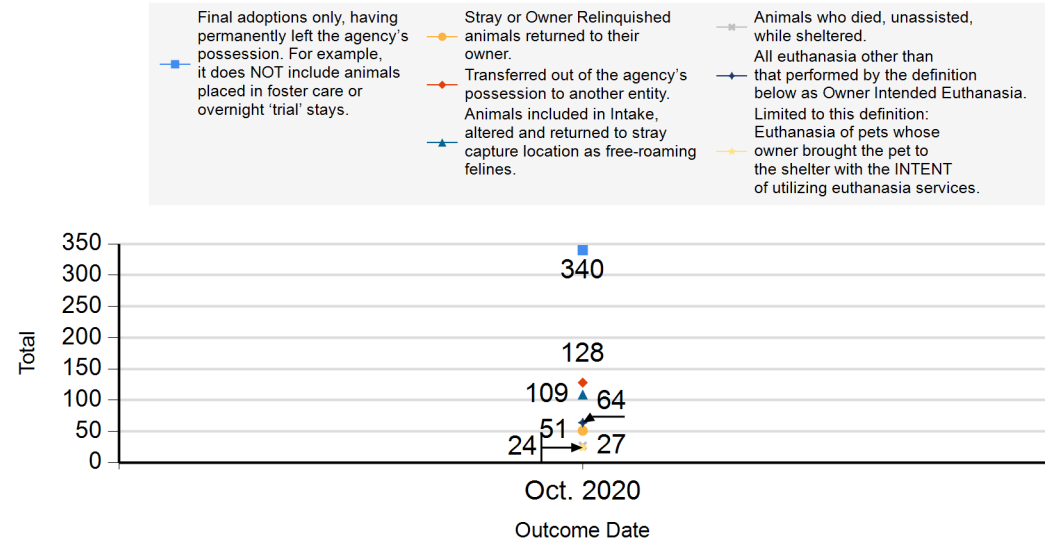
**Month to
Month
Stats**

Species		Name	Total	Oct. 2020
Canine	H	Adoption	87	87
	I	Return to Owner	51	51
	J	Transferred to Another Agency	59	59
	K	Return to Field	0	0
	L	Other Live Outcomes	0	0
	M	Subtotal: Live Outcomes	197	197
	N	Died in Care	0	0
	O	Lost in Care	0	0
	P	Shelter Euthanasia	17	17
	Q	Owner Intended Euthanasia	16	16
	R	Subtotal: Other Outcomes	33	33
		Canine Total Outcome	230	230
Feline	H	Adoption	253	253
	I	Return to Owner	0	0
	J	Transferred to Another Agency	69	69
	K	Return to Field	109	109
	L	Other Live Outcomes	0	0
	M	Subtotal: Live Outcomes	431	431
	N	Died in Care	27	27
	O	Lost in Care	0	0
	P	Shelter Euthanasia	47	47
	Q	Owner Intended Euthanasia	8	8
	R	Subtotal: Other Outcomes	82	82
		Feline Total Outcome	513	513
	H	Adoption	340	340
	I	Return to Owner	51	51
	J	Transferred to Another Agency	128	128
	K	Return to Field	109	109
	L	Other Live Outcomes	0	0
	N	Died in Care	27	27
	O	Lost in Care	0	0
	P	Shelter Euthanasia	64	64
	Q	Owner Intended Euthanasia	24	24
	S	Total Outcome	743	743

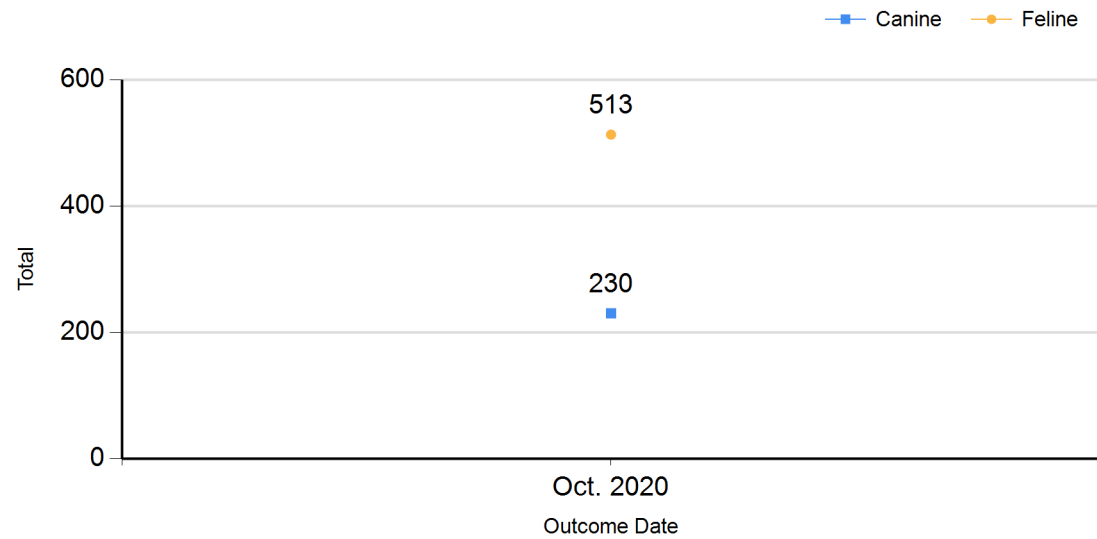
**Total Outcome (Month to Month Stats)
10/1/2020 - 10/31/2020**



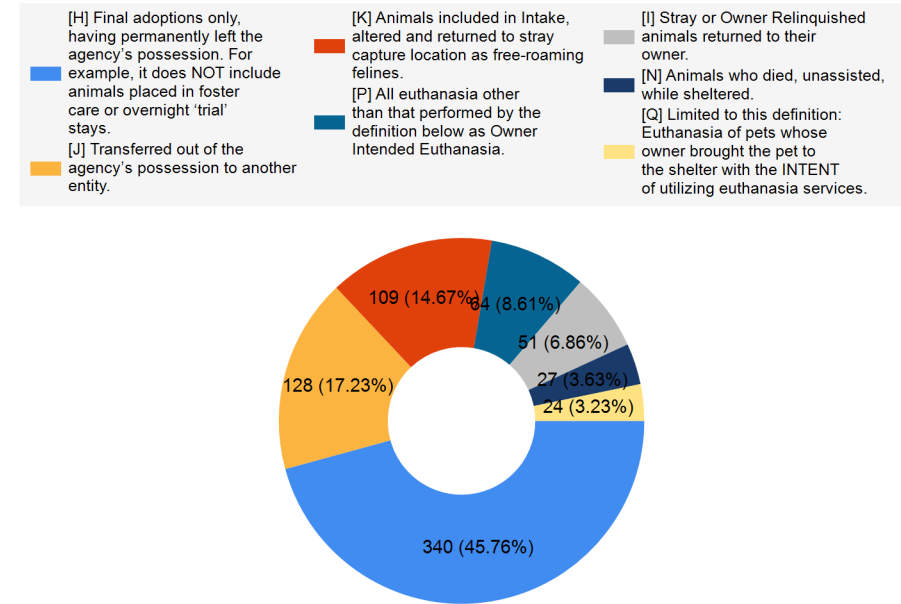
**Total Outcome (Month to Month Stats)
10/1/2020 - 10/31/2020 by Intake Type**



**Total Outcome (Month to Month Stats)
10/1/2020 - 10/31/2020 by Species**



**Total Outcome (Month to Month Stats)
10/1/2020 - 10/31/2020 by Outcome Type**



	TOTAL			Canine			Feline		
	Live Release	Live Release (%)	Change (%)	Live Release	Live Release (%)	Change (%)	Live Release	Live Release (%)	Change (%)
Oct. 2020	628	84.52%	NaN	197	85.65%	NaN	431	84.02%	NaN

Formula:
M/S
628 / 743 = 84.52%

Month Year	Canine				Feline			
	Beginning Inventory	Intake	Outcome	Ending Inventory	Beginning Inventory	Intake	Outcome	Ending Inventory
10/2020	153	251	230	174	414	494	513	395

*Trap, Neuter, and Release are not factored in Outcomes and Live Release Rate