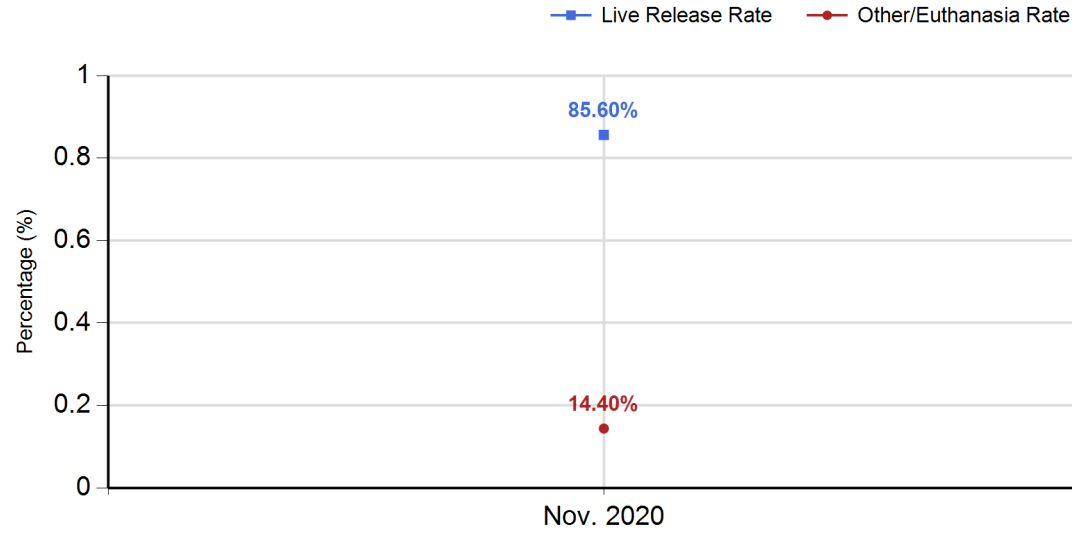


**Intake & Outcome Statistics
(11/1/2020 - 11/30/2020)
Pivoted by Intake & Outcome**

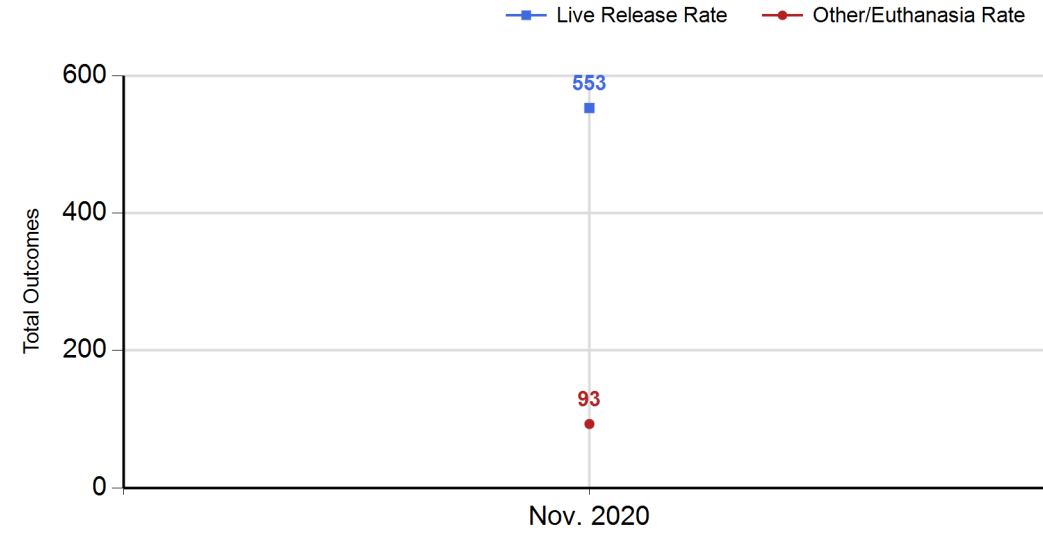
				Month to Month Stats	
				Nov. 2020	
		Canine	Feline	Total	
LIVE INTAKE					
B	Stray/At Large	157	387	544	544
C	Relinquished by Owner	11	11	22	22
D	Owner Intended Euthanasia	13	5	18	18
E	Transferred in from Agency (In State)	0	0	0	0
E	Transferred in from Agency (Out of State)	0	0	0	0
F	Cruelty/Confiscate (Other Intakes)	14	0	14	14
F	Born in the Shelter (Other Intakes)	0	0	0	0
F	Returns (Other Intakes)	13	4	17	17
G	Total Live Intake [B + C + D + E + F]	208	407	615	615
OUTCOMES					
H	Adoption	106	242	348	348
I	Return to Owner	46	2	48	48
J	Transferred to Another Agency	39	54	93	93
K	Return to Field	0	64	64	64
L	Other Live Outcomes	0	0	0	0
M	Subtotal: Live Outcomes [H + I + J + K + L]	191	362	553	553
N	Died in Care	0	16	16	16
O	Lost in Care	0	4	4	4
P	Shelter Euthanasia	11	47	58	58
Q	Owner Intended Euthanasia	10	5	15	15
R	Subtotal: Other Outcomes [N + O + P + Q]	21	72	93	93
S	Total Outcomes [M + R]	212	434	646	646
Asilomar "Lite" Live Release Rate:		90.09%	83.41%	85.60%	85.60%
Canine Live Release Rate				90.09%	90.09%
Feline Live Release Rate				83.41%	83.41%

Formula:
M / S
553 / 646 = 85.60%

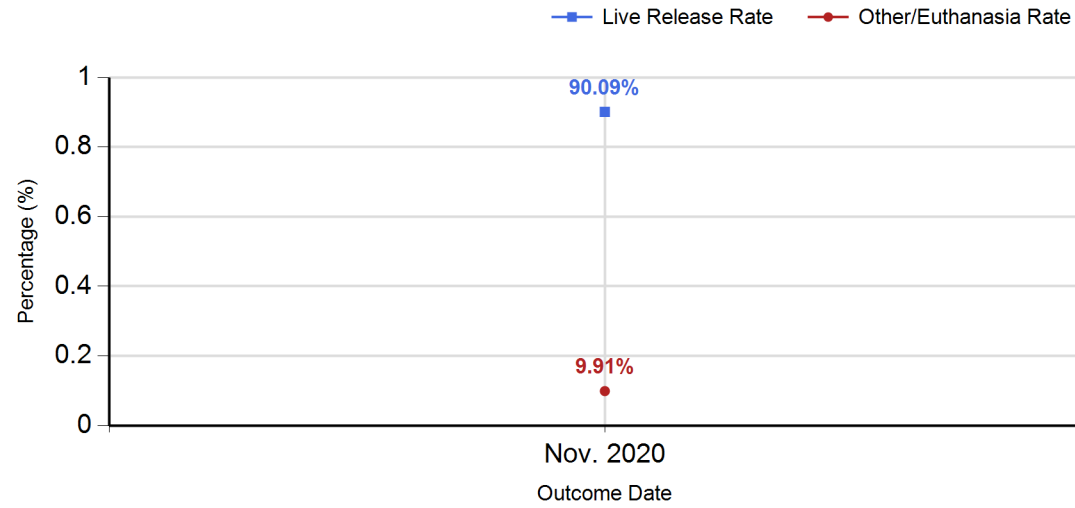
Live Release Rate vs Other & Euthanasia Rate (Month to Month Stats) Percentage
11/1/2020 - 11/30/2020



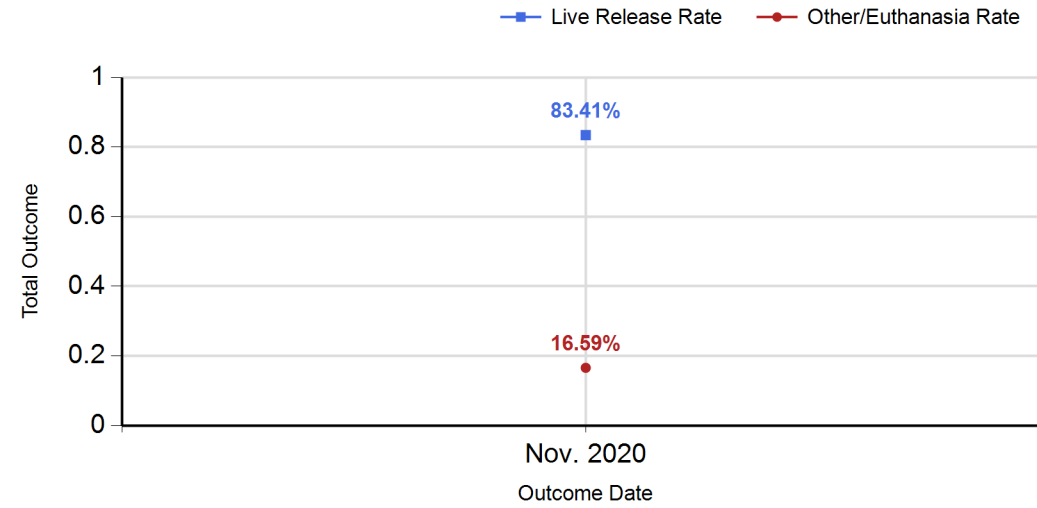
Live Release Rate vs Other & Euthanasia Rate (Month to Month Stats) Total
11/1/2020 - 11/30/2020



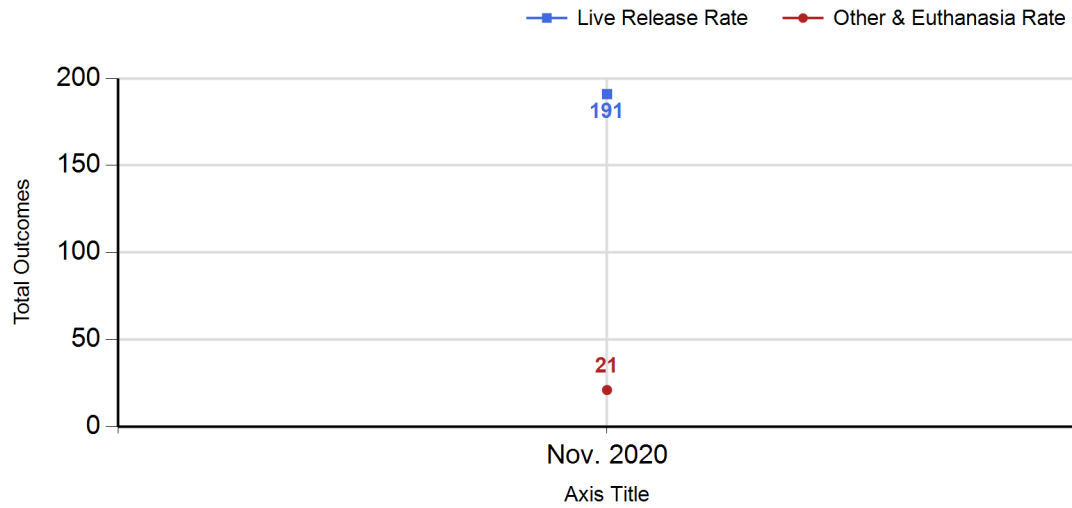
Canine Live Release Rate vs Other & Euthanasia Rate (Month to Month Stats) Percentage
11/1/2020 - 11/30/2020



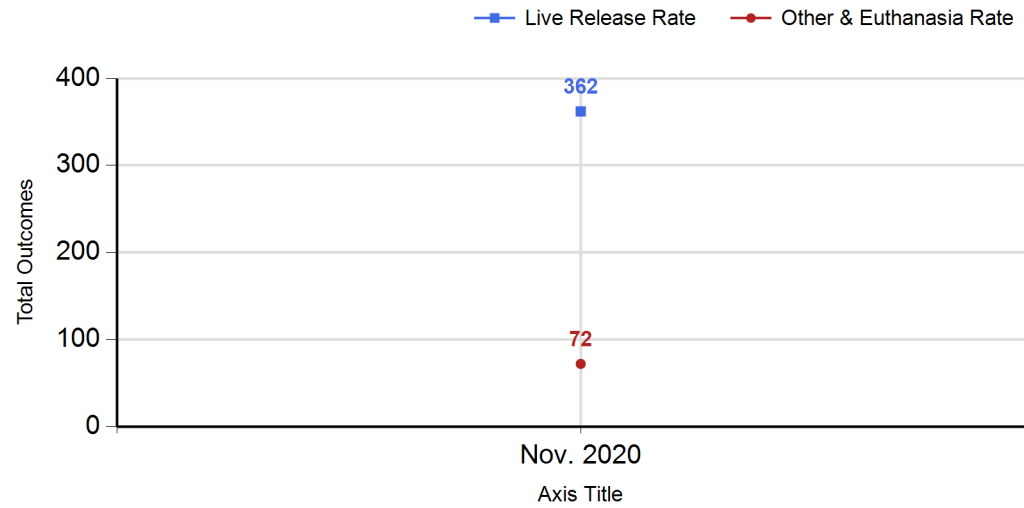
Feline Live Release Rate vs Other & Euthanasia Rate (Month to Month Stats) Percentage
11/1/2020 - 11/30/2020



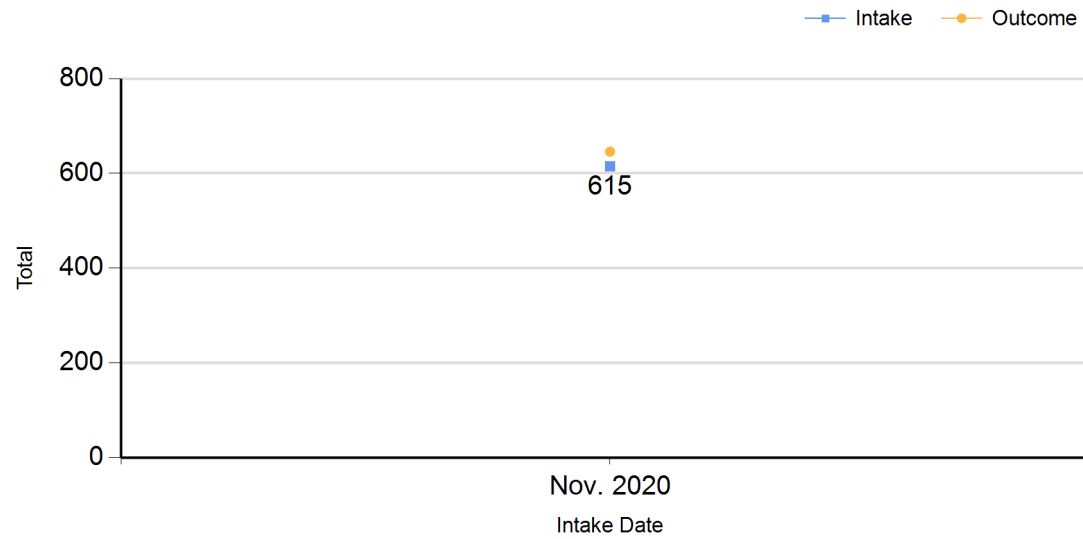
Canine Live Release Rate vs Other & Euthanasia Rate (Month to Month Stats)
Percentage
11/1/2020 - 11/30/2020



Feline Live Release Rate vs Other & Euthanasia Rate (Month to Month Stats)
Percentage
11/1/2020 - 11/30/2020

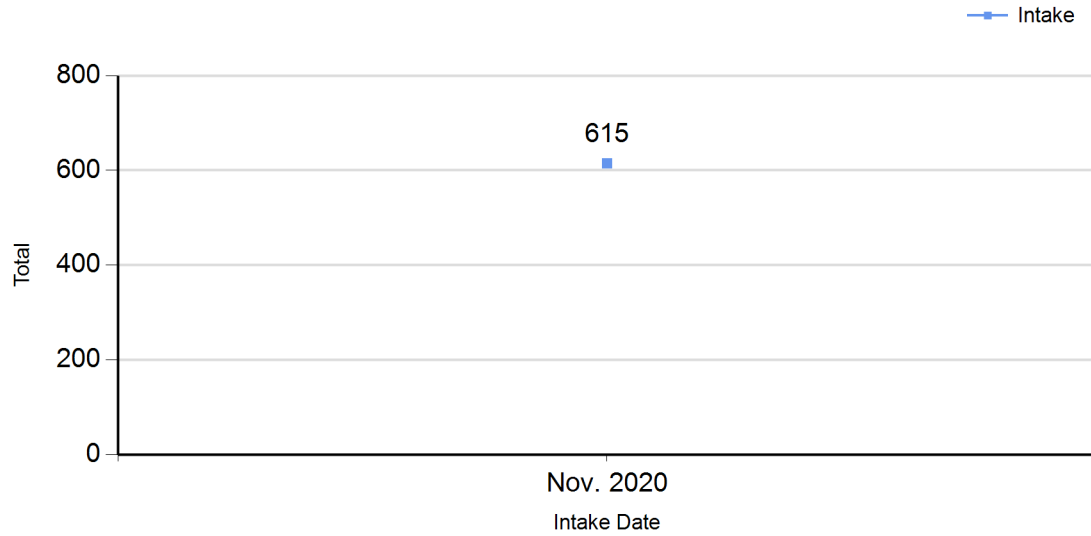


Total Intake & Outcome (Month to Month Stats)
11/1/2020 - 11/30/2020

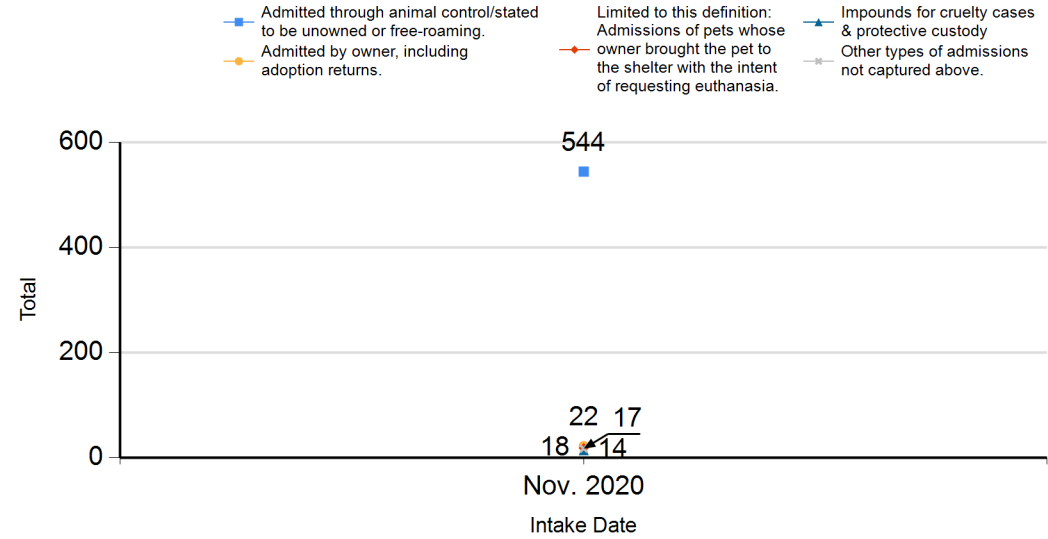


Intake Statistics Pivoted by Species (11/1/2020 - 11/30/2020)				Month to Month Stats
Species		Name	Total	Nov. 2020
Canine	B	Stray/At Large	157	157
	C	Relinquished by Owner	11	11
	D	Owner Intended Euthanasia	13	13
	E	Transferred in from Agency (In State)	0	0
	E	Transferred in from Agency (Out of State)	0	0
	F	Cruelty/Confiscate (Other Intakes)	14	14
	F	Born in the Shelter (Other Intakes)	0	0
	F	Returns (Other Intakes)	13	13
			Canine Live Intake	208
Feline	B	Stray/At Large	387	387
	C	Relinquished by Owner	11	11
	D	Owner Intended Euthanasia	5	5
	E	Transferred in from Agency (In State)	0	0
	E	Transferred in from Agency (Out of State)	0	0
	F	Cruelty/Confiscate (Other Intakes)	0	0
	F	Born in the Shelter (Other Intakes)	0	0
	F	Returns (Other Intakes)	4	4
			Feline Live Intake	407
	B	Stray/At Large	544	544
	C	Relinquished by Owner	22	22
	D	Owner Intended Euthanasia	18	18
	E	Transferred in from Agency (In State)	0	0
	E	Transferred in from Agency (Out of State)	0	0
	F	Cruelty/Confiscate (Other Intakes)	14	14
	F	Born in the Shelter (Other Intakes)	0	0
	F	Returns (Other Intakes)	17	17
	G	Total Live Intake	615	615

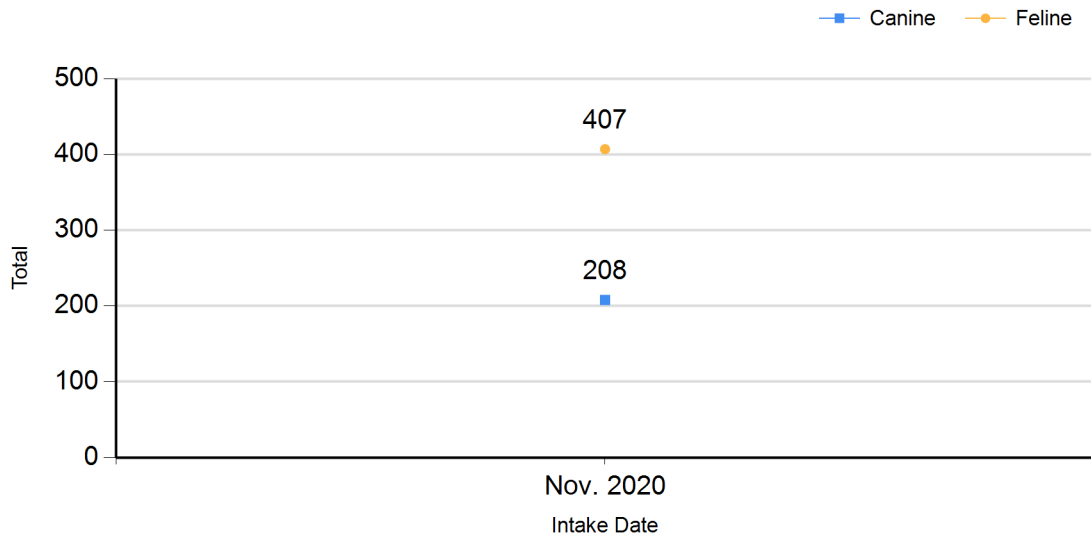
Total Intake (Month to Month Stats)
11/1/2020 - 11/30/2020



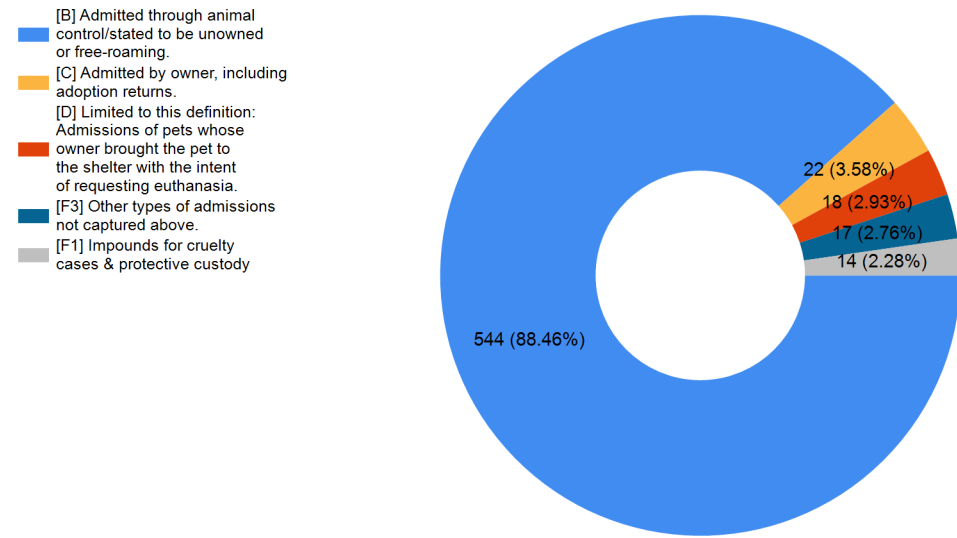
Total Intake (Month to Month Stats)
11/1/2020 - 11/30/2020 by Intake Type



Total Intake (Month to Month Stats)
11/1/2020 - 11/30/2020 by Species



Total Intake (Month to Month Stats)
11/1/2020 - 11/30/2020 by Intake Type

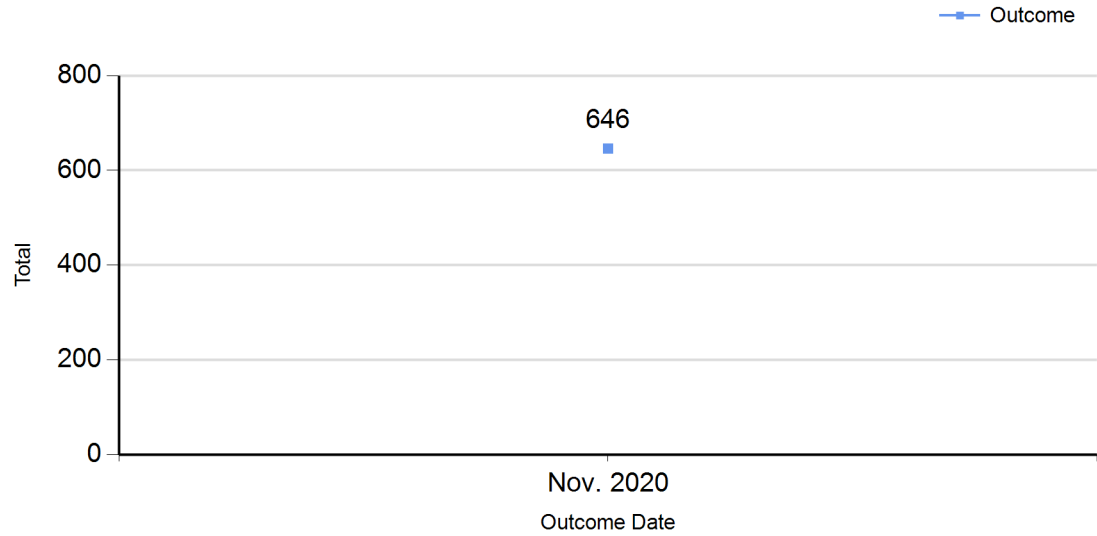


**Outcome Statistics Pivoted by Species
(11/1/2020 - 11/30/2020)**

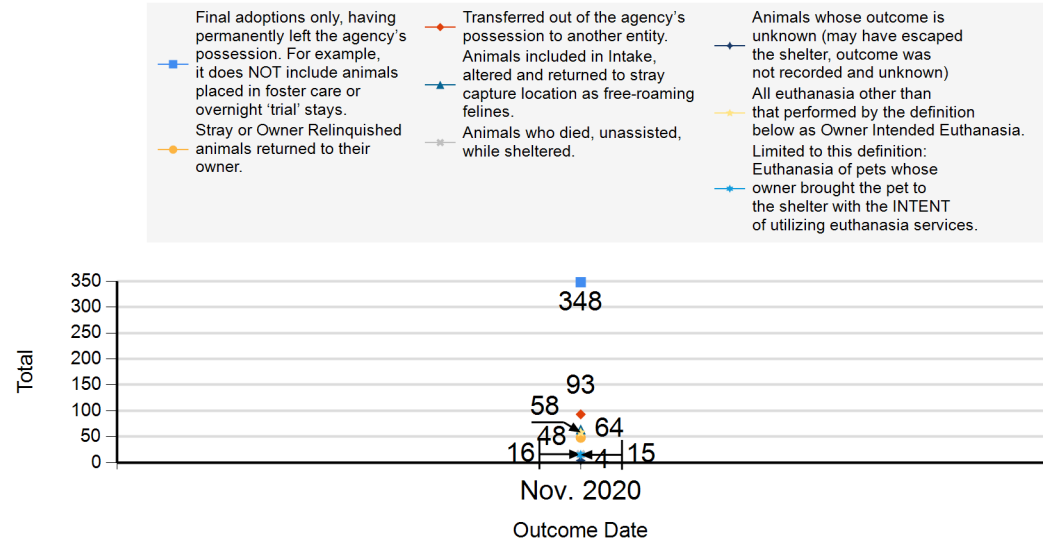
**Month to
Month
Stats**

Species		Name	Total	Nov. 2020
Canine	H	Adoption	106	106
	I	Return to Owner	46	46
	J	Transferred to Another Agency	39	39
	K	Return to Field	0	0
	L	Other Live Outcomes	0	0
	M	Subtotal: Live Outcomes	191	191
	N	Died in Care	0	0
	O	Lost in Care	0	0
	P	Shelter Euthanasia	11	11
	Q	Owner Intended Euthanasia	10	10
	R	Subtotal: Other Outcomes	21	21
		Canine Total Outcome	212	212
Feline	H	Adoption	242	242
	I	Return to Owner	2	2
	J	Transferred to Another Agency	54	54
	K	Return to Field	64	64
	L	Other Live Outcomes	0	0
	M	Subtotal: Live Outcomes	362	362
	N	Died in Care	16	16
	O	Lost in Care	4	4
	P	Shelter Euthanasia	47	47
	Q	Owner Intended Euthanasia	5	5
	R	Subtotal: Other Outcomes	72	72
		Feline Total Outcome	434	434
	H	Adoption	348	348
	I	Return to Owner	48	48
	J	Transferred to Another Agency	93	93
	K	Return to Field	64	64
	L	Other Live Outcomes	0	0
	N	Died in Care	16	16
	O	Lost in Care	4	4
	P	Shelter Euthanasia	58	58
	Q	Owner Intended Euthanasia	15	15
	S	Total Outcome	646	646

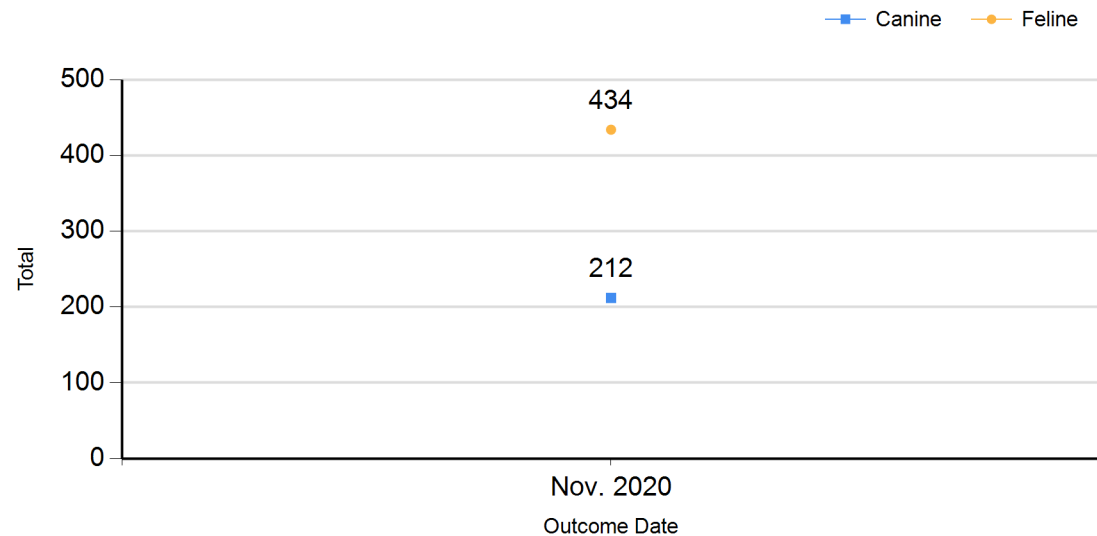
Total Outcome (Month to Month Stats)
11/1/2020 - 11/30/2020



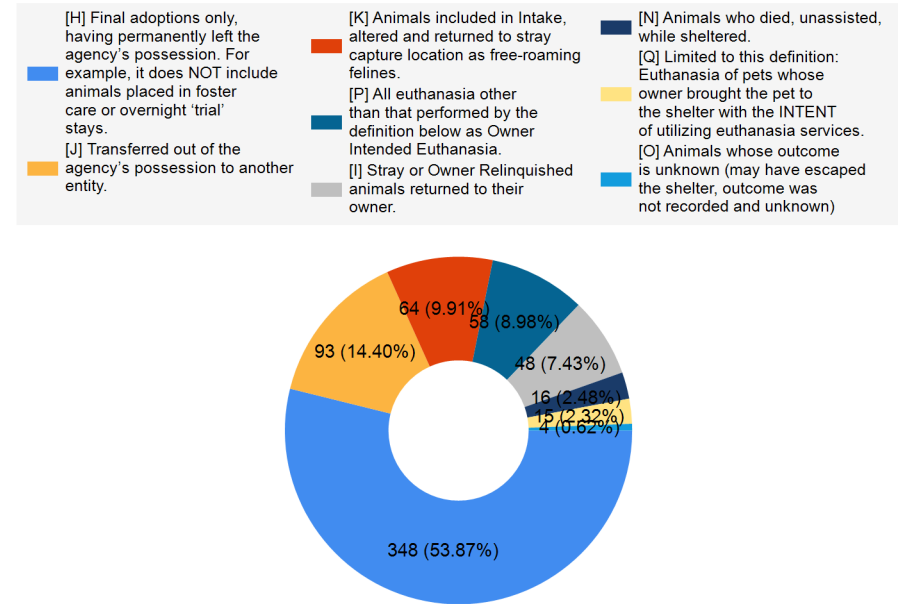
Total Outcome (Month to Month Stats)
11/1/2020 - 11/30/2020 by Intake Type



Total Outcome (Month to Month Stats)
11/1/2020 - 11/30/2020 by Species



Total Outcome (Month to Month Stats)
11/1/2020 - 11/30/2020 by Outcome Type



	TOTAL			Canine			Feline		
	Live Release	Live Release (%)	Change (%)	Live Release	Live Release (%)	Change (%)	Live Release	Live Release (%)	Change (%)
Nov. 2020	553	85.60%	NaN	191	90.09%	NaN	362	83.41%	NaN

Formula:
M/S
553 / 646 = 85.60%

Month Year	Canine				Feline			
	Beginning Inventory	Intake	Outcome	Ending Inventory	Beginning Inventory	Intake	Outcome	Ending Inventory
11/2020	174	208	212	170	394	407	434	367

*Trap, Neuter, and Release are not factored in Outcomes and Live Release Rate