

**Intake & Outcome Statistics
(4/1/2022 - 4/30/2022)
Pivoted by Intake & Outcome**

**Month to
Month
Comparison**

		Canine	Feline	Total	Apr. 2022
LIVE INTAKE					
B	Stray/At Large	118	433	551	551
C	Relinquished by Owner	9	20	29	29
D	Owner Intended Euthanasia	17	6	23	23
E	Transferred in from Agency (In State)	0	0	0	0
E	Transferred in from Agency (Out of State)	0	0	0	0
F	Cruelty/Confiscate (Other Intakes)	38	12	50	50
F	Born in the Shelter (Other Intakes)	0	0	0	0
F	Returns (Other Intakes)	10	4	14	14
G	Total Live Intake [B + C + D + E + F]	192	475	667	667
OUTCOMES					
H	Adoption	97	145	242	242
I	Return to Owner	31	2	33	33
J	Transferred to Another Agency	26	9	35	35
K	Return to Field	0	140	140	140
L	Other Live Outcomes	0	0	0	0
M	Subtotal: Live Outcomes [H + I + J + K + L]	154	296	450	450
N	Died in Care	0	22	22	22
O	Lost in Care	0	0	0	0
P	Shelter Euthanasia	25	67	92	92
Q	Owner Intended Euthanasia	20	8	28	28

R	Subtotal: Other Outcomes [N + O + P + Q]	45	97	142	142
S	Total Outcomes [M + R]	199	393	592	592
	Asilomar "Lite" Live Release Rate:	86.03%	76.88%	79.79%	79.79%
	Canine Asilomar "Lite" Live Release Rate			86.03%	86.03%
	Feline Asilomar "Lite" Live Release Rate			76.88%	76.88%

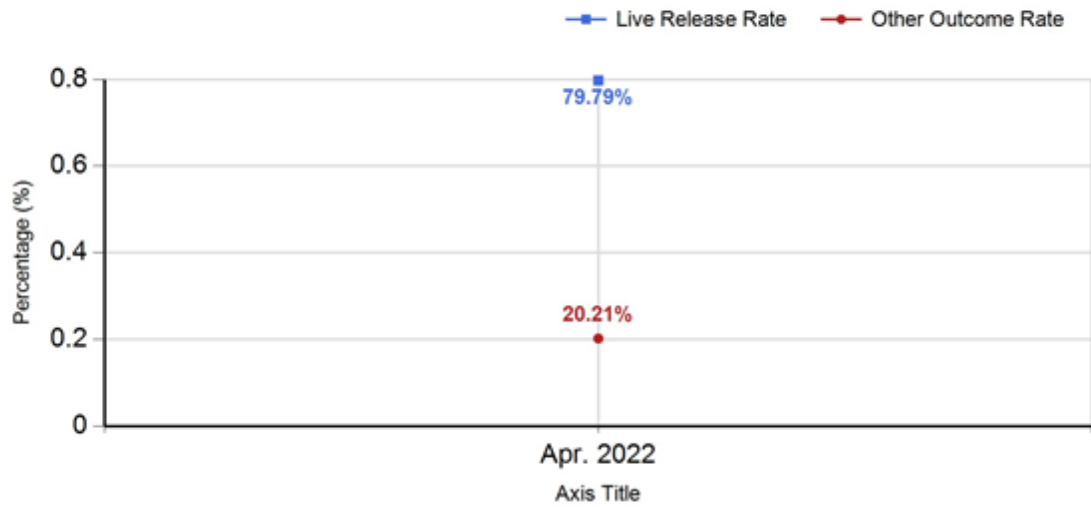
Formula:

$$M / (S \text{ subtract } Q)$$

$$450 / (592 \text{ subtract } 28) = 79.79\%$$

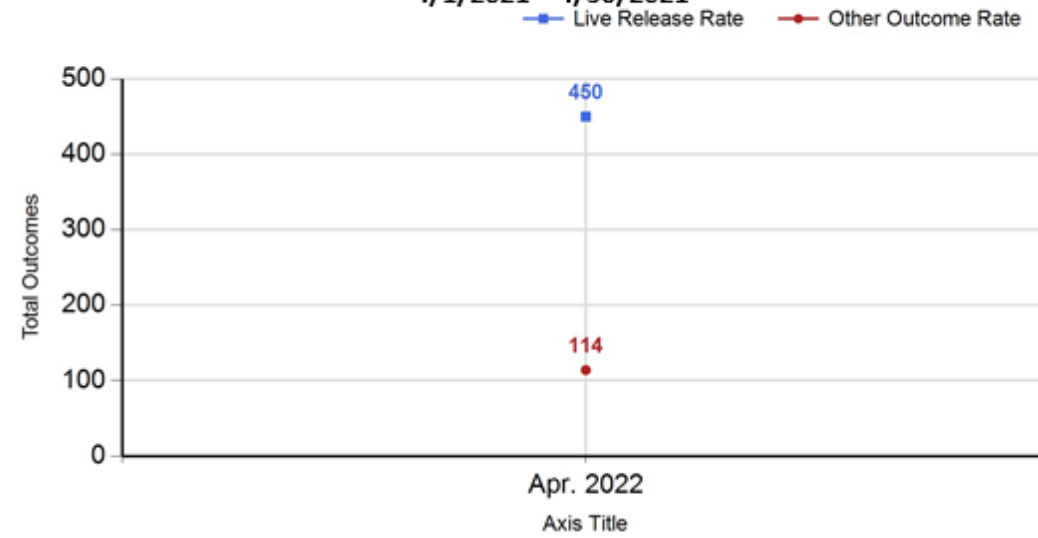
Live Release vs Other Outcome (Month to Month Comparison)

Percentage
4/1/2021 – 4/30/2021



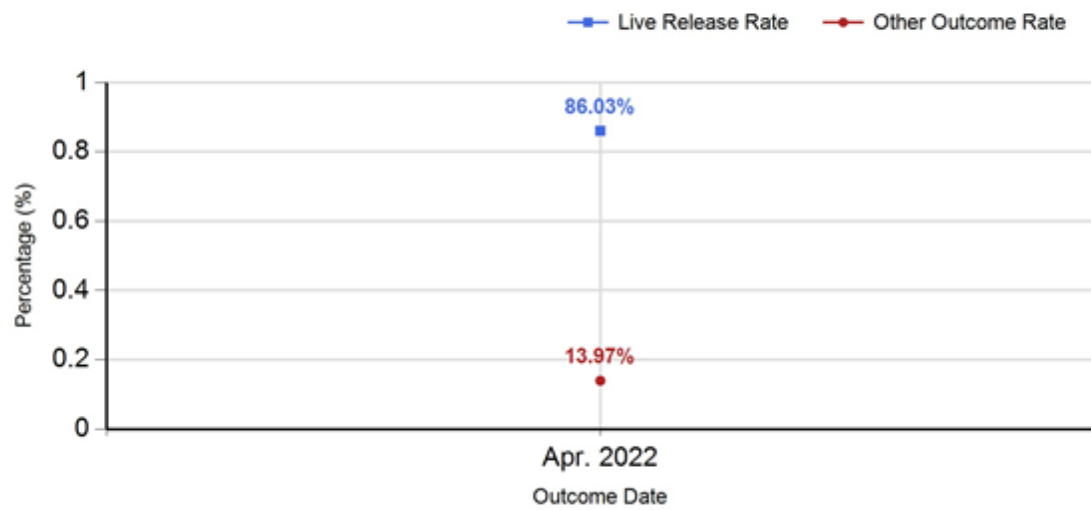
Live Release vs Other Outcome (Month to Month Comparison)

Total
4/1/2021 – 4/30/2021



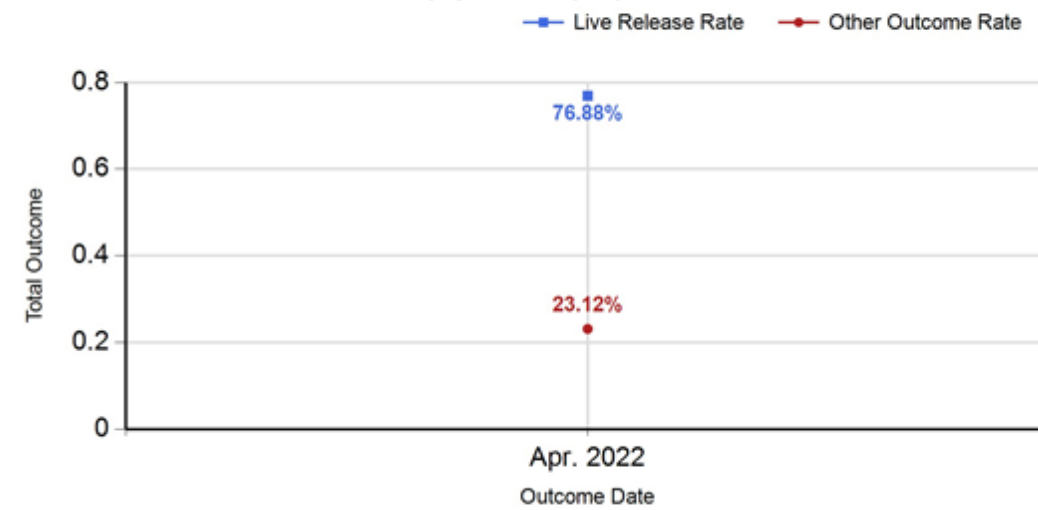
Canine Live Release vs Other Outcome (Month to Month Comparison)

Percentage
4/1/2021 – 4/30/2021



Feline Live Release vs Other Outcome (Month to Month Comparison)

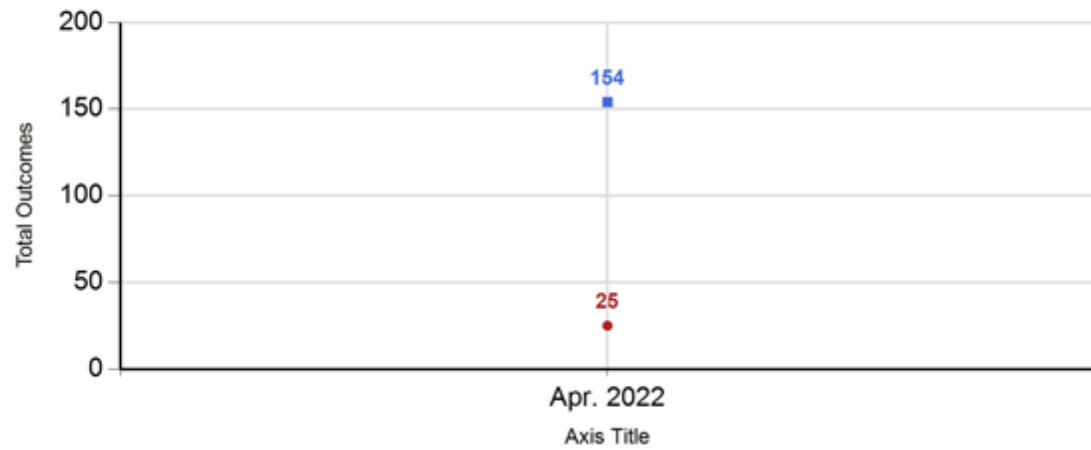
Percentage
4/1/2021 – 4/30/2021



Canine Live Release vs Other Outcome (Month to Month Comparison)

Percentage
4/1/2021 – 4/30/2021

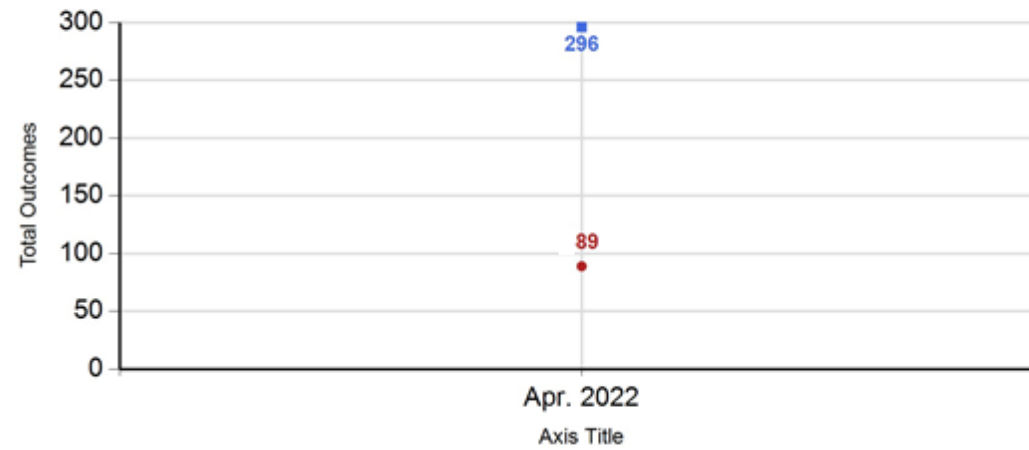
—■ Live Release Rate —● Other Outcome Rate



Feline Live Release vs Other Outcome (Month to Month Comparison)

Percentage
4/1/2021 – 4/30/2021

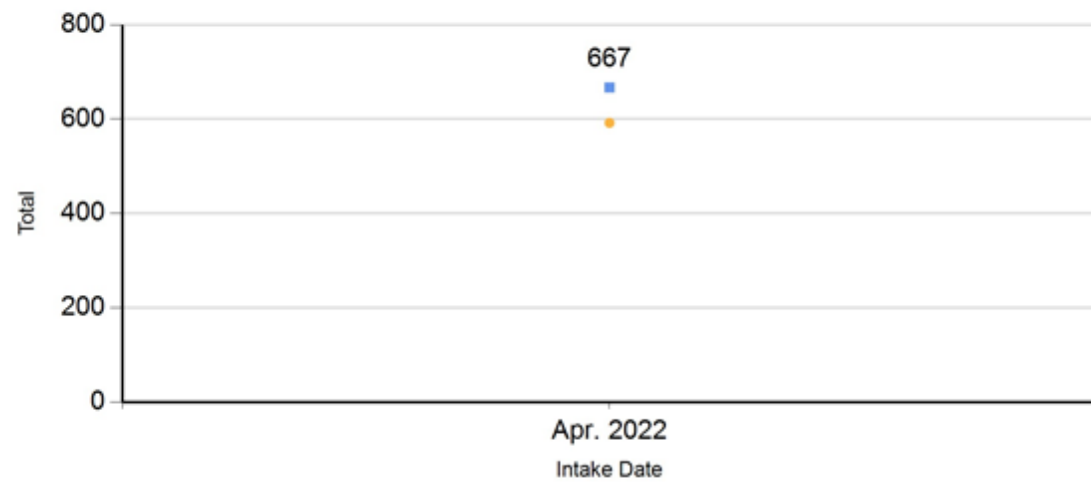
—■ Live Release Rate —● Other Outcome Rate



Total Intake & Outcome (Month to Month Comparison)

4/1/2021 – 4/30/2021

—■ Intake —● Outcome



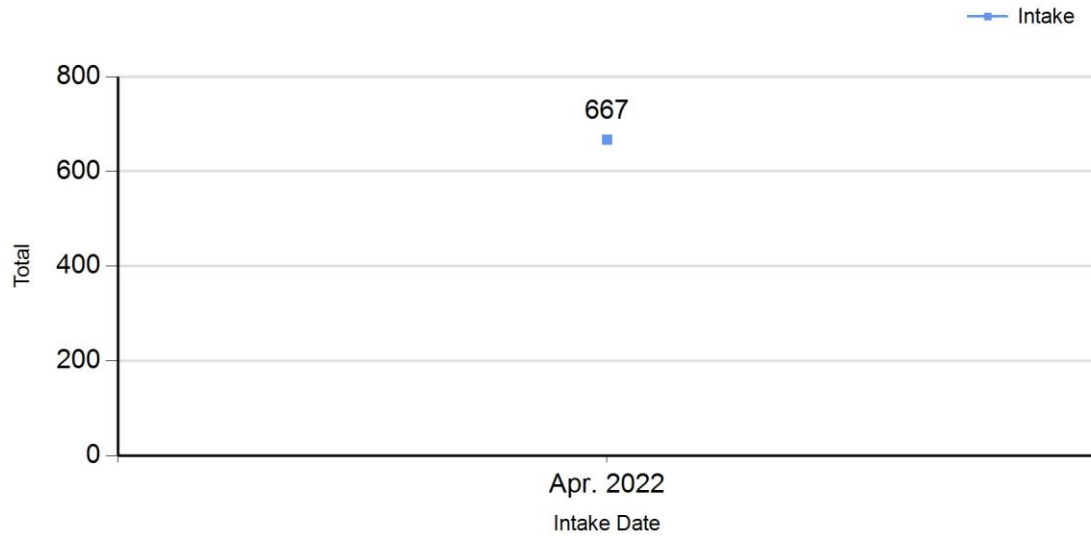
**Intake Statistics Pivoted by Species
(4/1/2022 - 4/30/2022)**

**Month to
Month
Comparison**

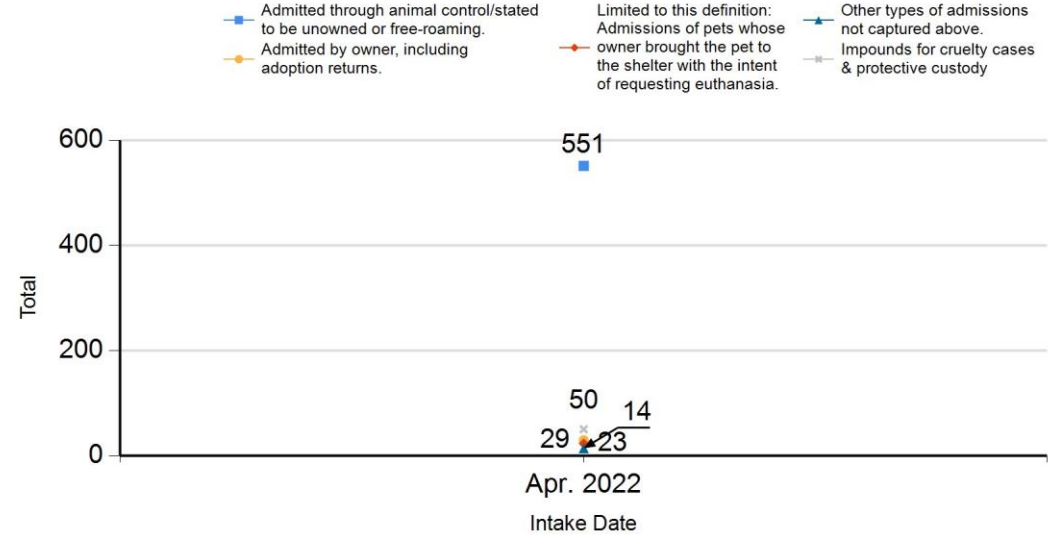
Species		Name	Total	Apr. 2022
Canine	B	Stray/At Large	118	118
	C	Relinquished by Owner	9	9
	D	Owner Intended Euthanasia	17	17
	E	Transferred in from Agency (Out of State)	0	0
	E	Transferred in from Agency (In State)	0	0
	F	Returns (Other Intakes)	10	10
	F	Cruelty/Confiscate (Other Intakes)	38	38
	F	Born in the Shelter (Other Intakes)	0	0
			Canine Live Intake	192
Feline	B	Stray/At Large	433	433
	C	Relinquished by Owner	20	20
	D	Owner Intended Euthanasia	6	6
	E	Transferred in from Agency (In State)	0	0
	E	Transferred in from Agency (Out of State)	0	0
	F	Returns (Other Intakes)	4	4
	F	Cruelty/Confiscate (Other Intakes)	12	12
	F	Born in the Shelter (Other Intakes)	0	0
			Feline Live Intake	475
	B	Stray/At Large	551	551
	C	Relinquished by Owner	29	29

	D	Owner Intended Euthanasia	23	23
	E	Transferred in from Agency (In State)	0	0
	E	Transferred in from Agency (Out of State)	0	0
	F	Returns (Other Intakes)	14	14
	F	Cruelty/Confiscate (Other Intakes)	50	50
	F	Born in the Shelter (Other Intakes)	0	0
	G	Total Live Intake	667	667

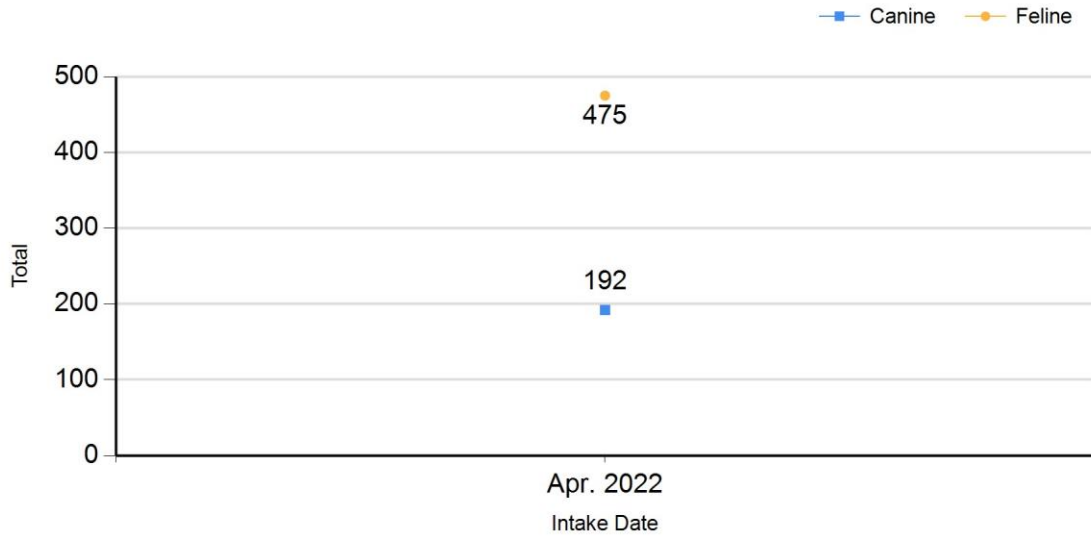
Total Intake (Month to Month Comparison)
4/1/2022 - 4/30/2022



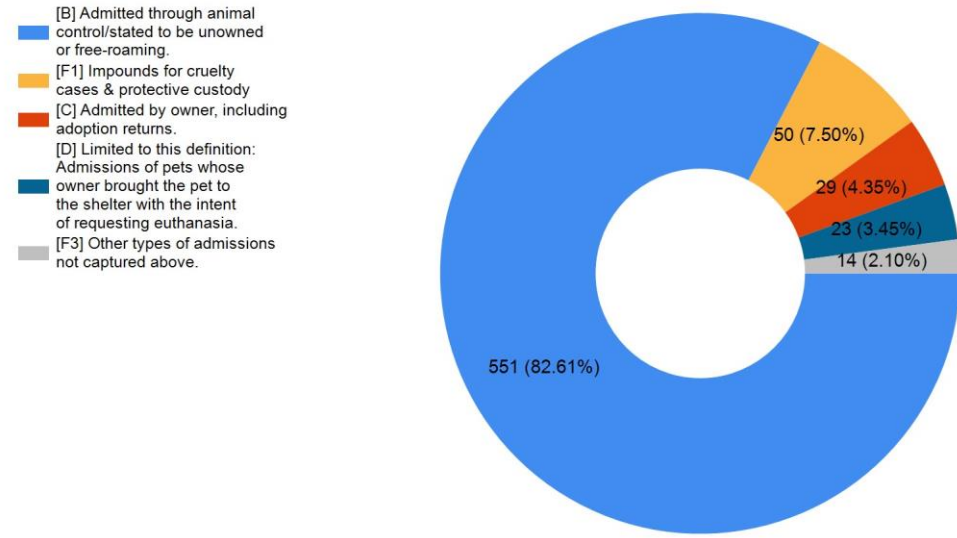
Total Intake (Month to Month Comparison)
4/1/2022 - 4/30/2022 by Intake Type



Total Intake (Month to Month Comparison)
4/1/2022 - 4/30/2022 by Species



Total Intake (Month to Month Comparison)
4/1/2022 - 4/30/2022 by Intake Type



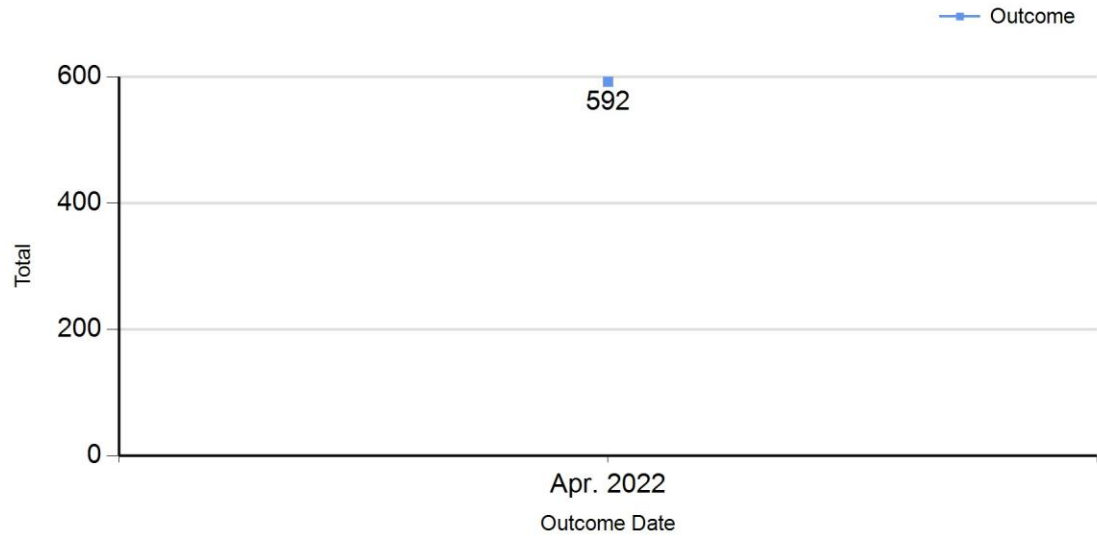
**Outcome Statistics Pivoted by Species
(4/1/2022 - 4/30/2022)**

**Month to
Month
Comparison**

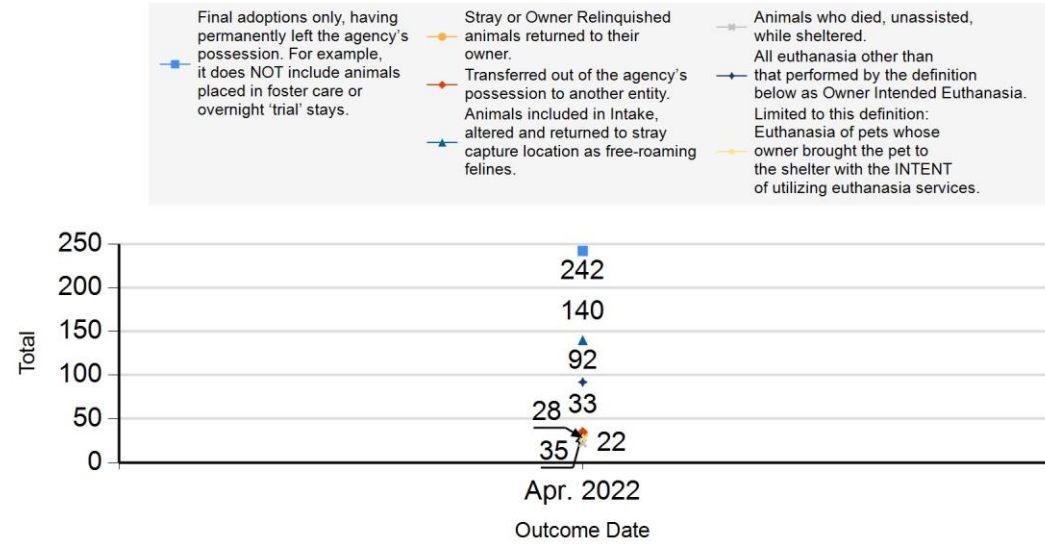
Species		Name	Total	Apr. 2022
Canine	H	Adoption	97	97
	I	Return to Owner	31	31
	J	Transferred to Another Agency	26	26
	K	Return to Field	0	0
	L	Other Live Outcomes	0	0
	M	Subtotal: Live Outcomes	154	154
	N	Died in Care	0	0
	O	Lost in Care	0	0
	P	Shelter Euthanasia	25	25
	Q	Owner Intended Euthanasia	20	20
	R	Subtotal: Other Outcomes	45	45
	Canine Total Outcome			199
Feline	H	Adoption	145	145
	I	Return to Owner	2	2
	J	Transferred to Another Agency	9	9
	K	Return to Field	140	140
	L	Other Live Outcomes	0	0
	M	Subtotal: Live Outcomes	296	296
	N	Died in Care	22	22
	O	Lost in Care	0	0
	P	Shelter Euthanasia	67	67
	Q	Owner Intended Euthanasia	8	8
	R	Subtotal: Other Outcomes	97	97
	Feline Total Outcome			393
	H	Adoption	242	242

	I	Return to Owner	33	33
	J	Transferred to Another Agency	35	35
	K	Return to Field	140	140
	L	Other Live Outcomes	0	0
	N	Died in Care	22	22
	O	Lost in Care	0	0
	P	Shelter Euthanasia	92	92
	Q	Owner Intended Euthanasia	28	28
	S	Total Outcome	592	592

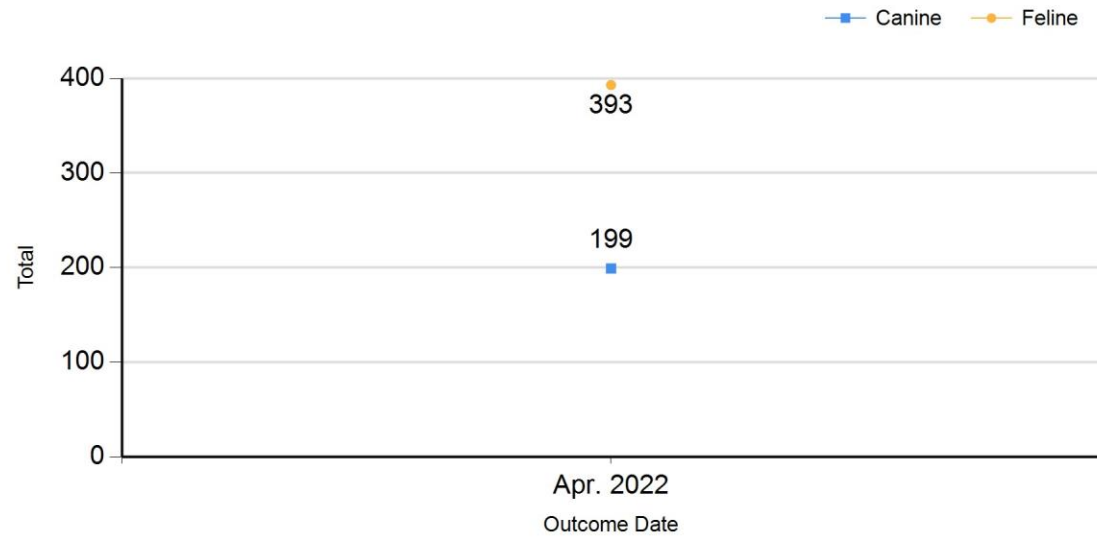
Total Outcome (Month to Month Comparison)
4/1/2022 - 4/30/2022



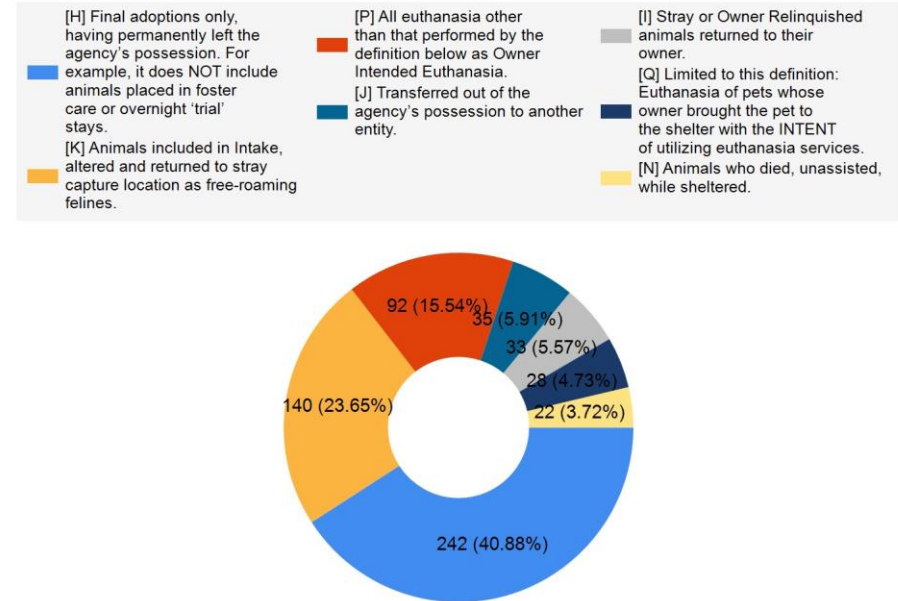
Total Outcome (Month to Month Comparison)
4/1/2022 - 4/30/2022 by Intake Type



Total Outcome (Month to Month Comparison)
4/1/2022 - 4/30/2022 by Species



Total Outcome (Month to Month Comparison)
4/1/2022 - 4/30/2022 by Outcome Type



	TOTAL			Canine			Feline		
	Live Release	Live Release (%)	Change (%)	Live Release	Live Release (%)	Change (%)	Live Release	Live Release (%)	Change (%)
Apr. 2022	450	79.79%	NaN	154	86.03%	NaN	296	76.88%	NaN

Formula:
M / (S subtract Q)
450 / (592 subtract 28) = 79.79%

6/8/2022 1:30:41 PM