

Intake & Outcome Statistics (8/1/2021 - 8/31/2021) Pivoted by Intake & Outcome					Month to Month Comparison
		Feline	Canine	Total	Aug. 2021
LIVE INTAKE					
B	Stray/At Large	256	150	406	406
C	Relinquished by Owner	11	19	30	30
D	Owner Intended Euthanasia	5	12	17	17
E	Transferred in from Agency (In State)	0	0	0	0
E	Transferred in from Agency (Out of State)	0	0	0	0
F	Cruelty/Confiscate (Other Intakes)	7	27	34	34
F	Born in the Shelter (Other Intakes)	0	0	0	0
F	Returns (Other Intakes)	6	4	10	10
G	Total Live Intake [B + C + D + E + F]	285	212	497	497
OUTCOMES					
H	Adoption	197	83	280	280
I	Return to Owner	3	57	60	60
J	Transferred to Another Agency	16	55	71	71
K	Return to Field	47	0	47	47
L	Other Live Outcomes	0	0	0	0
M	Subtotal: Live Outcomes [H + I + J + K + L]	263	195	458	458
N	Died in Care	13	0	13	13
O	Lost in Care	0	0	0	0
P	Shelter Euthanasia	40	6	46	46
Q	Owner Intended Euthanasia	6	13	19	19

R	Subtotal: Other Outcomes [N + O + P + Q]	59	19	78	78
S	Total Outcomes [M + R]	322	214	536	536
	Asilomar "Lite" Live Release Rate:	83.23%	97.01%	88.59%	88.59%
	Canine Asilomar "Lite" Live Release Rate		97.01%		97.01%
	Feline Asilomar "Lite" Live Release Rate		83.23%		83.23%

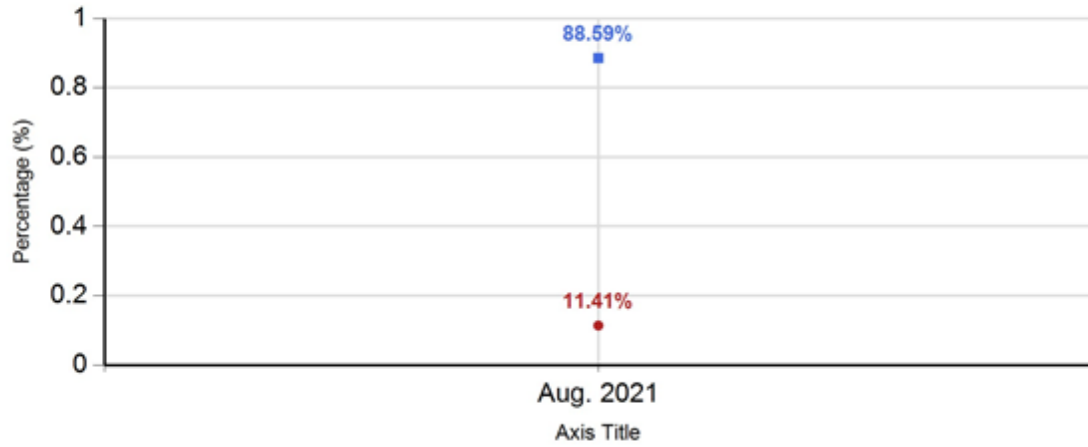
Formula:

$$M / (S \text{ subtract } Q) \\ 458 / (536 \text{ subtract } 19) = 88.59\%$$

Live Release vs Other Outcome (Month to Month Comparison)

Percentage
8/1/2021 – 8/31/2021

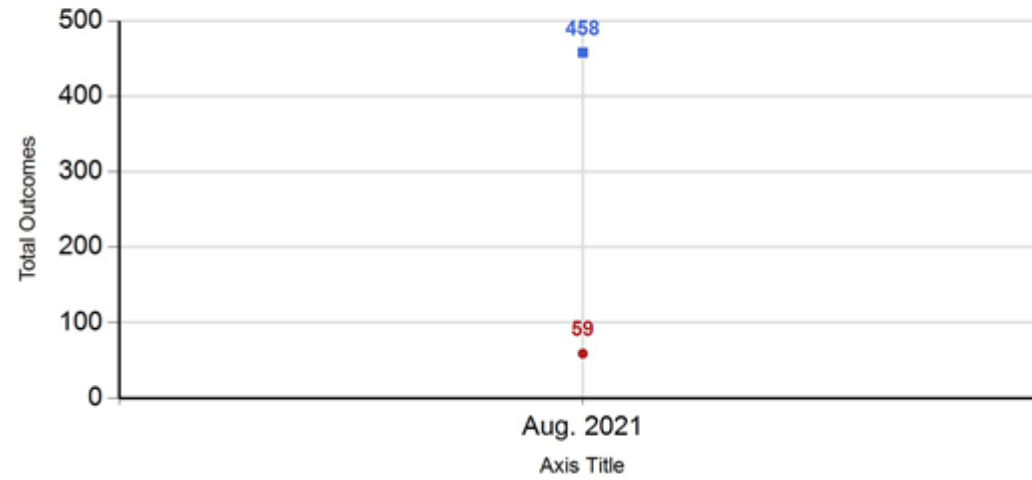
—■ Live Release Rate —● Other Outcome Rate



Live Release vs Other Outcome (Month to Month Comparison)

Total
8/1/2021 – 8/31/2021

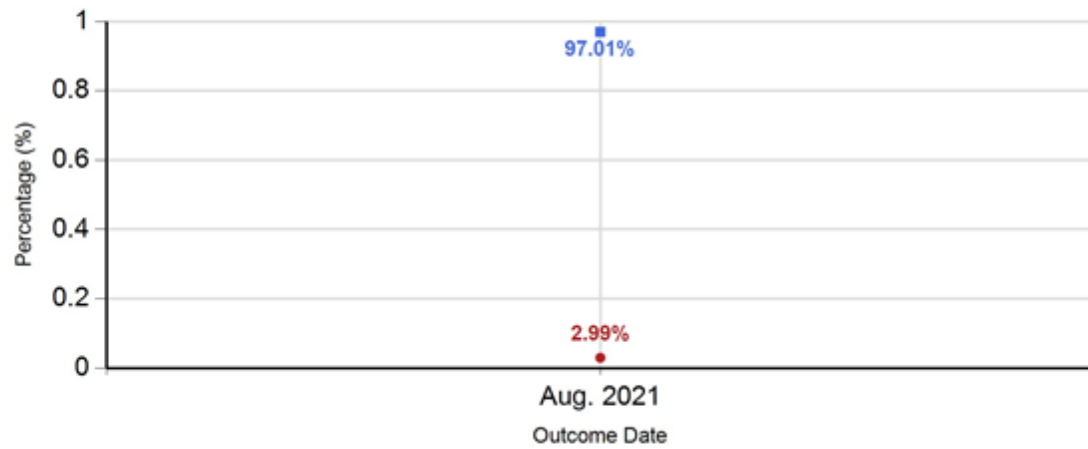
—■ Live Release Rate —● Other Outcome Rate



Canine Live Release vs Other Outcome (Month to Month Comparison)

Percentage
8/1/2021 – 8/31/2021

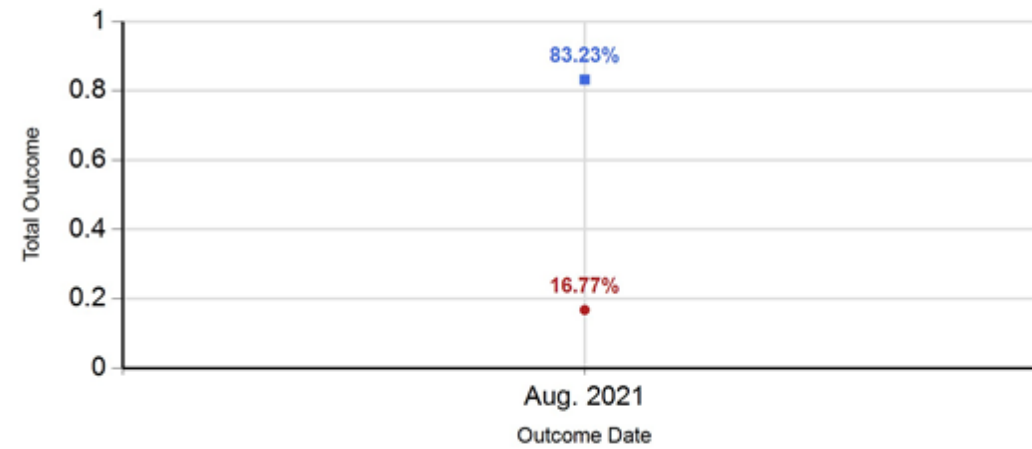
—■ Live Release Rate —● Other Outcome Rate



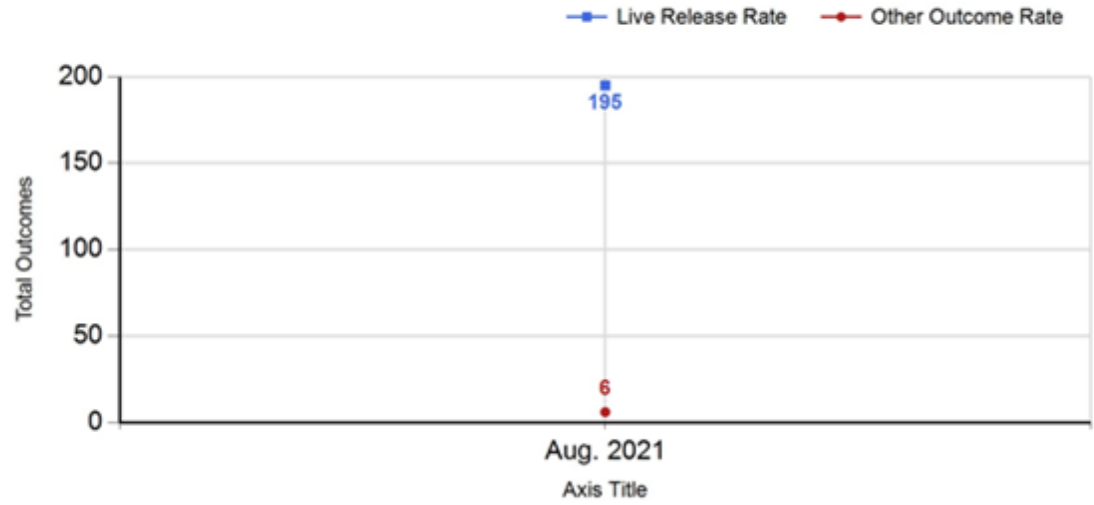
Feline Live Release vs Other Outcome (Month to Month Comparison)

Percentage
8/1/2021 – 8/31/2021

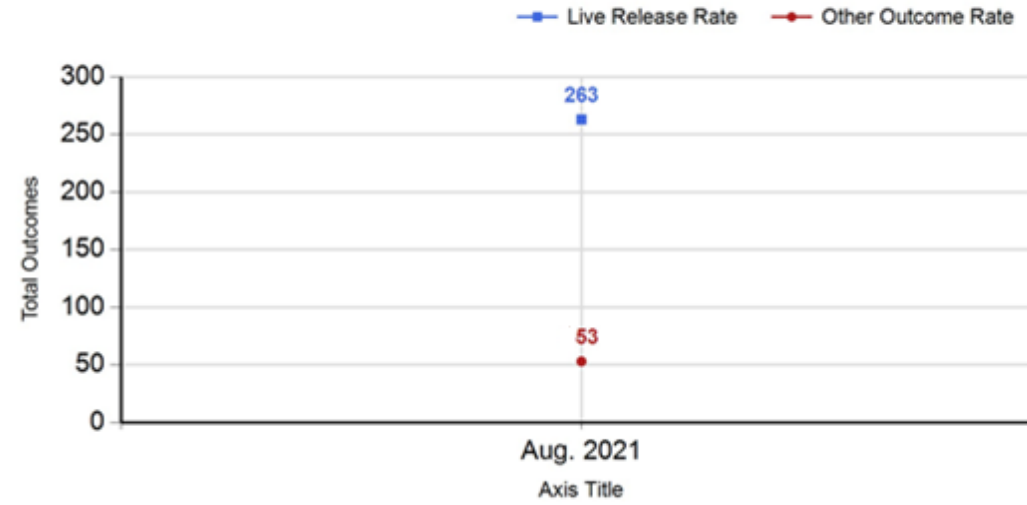
—■ Live Release Rate —● Other Outcome Rate



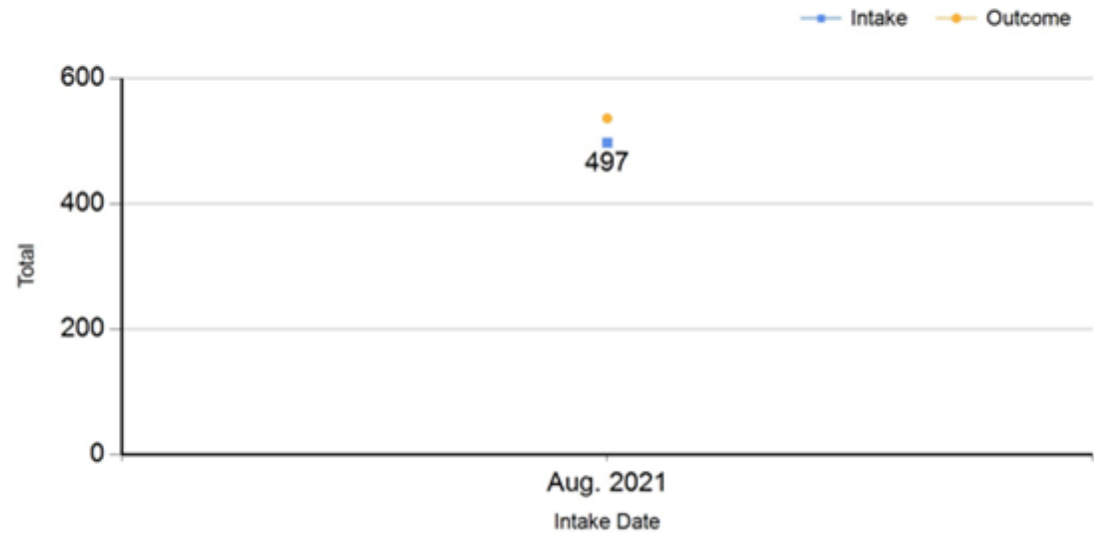
Canine Live Release vs Other Outcome (Month to Month Comparison)
Percentage
8/1/2021 – 8/31/2021



Feline Live Release vs Other Outcome (Month to Month Comparison)
Percentage
8/1/2021 – 8/31/2021



Total Intake & Outcome (Month to Month Comparison)
8/1/2021 – 8/31/2021



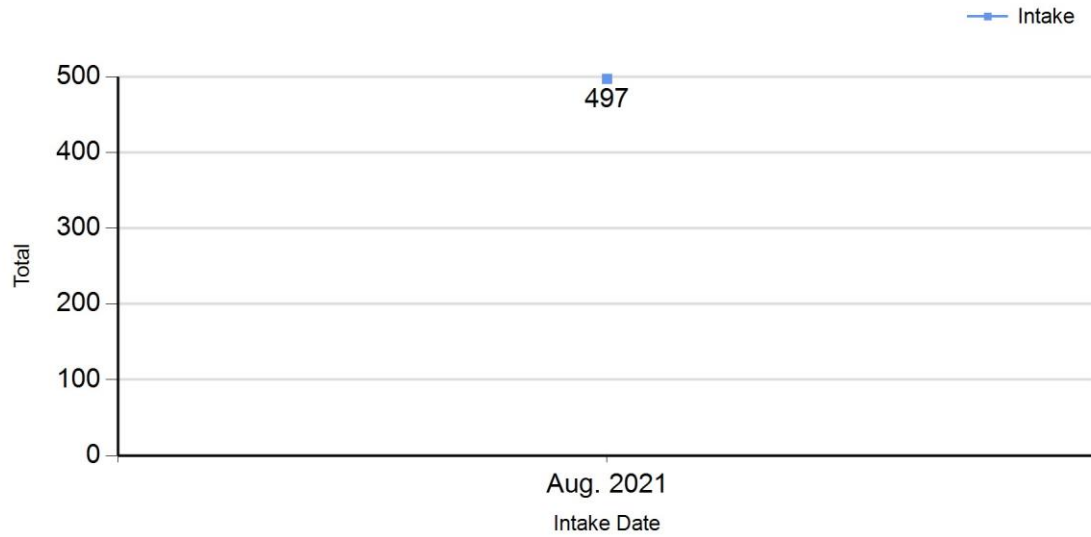
**Intake Statistics Pivoted by Species
(8/1/2021 - 8/31/2021)**

**Month to
Month
Comparison**

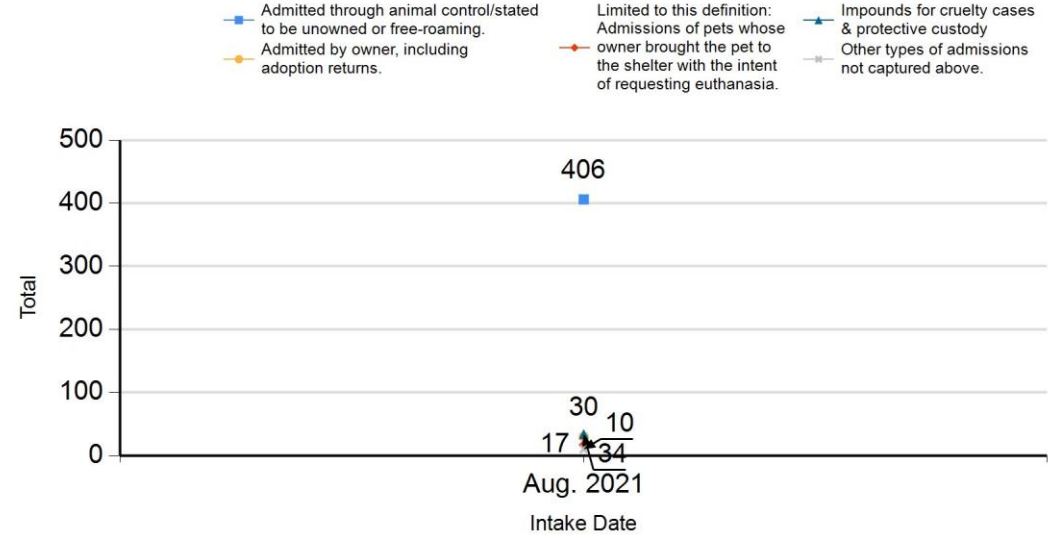
Species		Name	Total	Aug. 2021
Feline	B	Stray/At Large	256	256
	C	Relinquished by Owner	11	11
	D	Owner Intended Euthanasia	5	5
	E	Transferred in from Agency (In State)	0	0
	E	Transferred in from Agency (Out of State)	0	0
	F	Returns (Other Intakes)	6	6
	F	Cruelty/Confiscate (Other Intakes)	7	7
	F	Born in the Shelter (Other Intakes)	0	0
			Feline Live Intake	285
Canine	B	Stray/At Large	150	150
	C	Relinquished by Owner	19	19
	D	Owner Intended Euthanasia	12	12
	E	Transferred in from Agency (Out of State)	0	0
	E	Transferred in from Agency (In State)	0	0
	F	Cruelty/Confiscate (Other Intakes)	27	27
	F	Returns (Other Intakes)	4	4
	F	Born in the Shelter (Other Intakes)	0	0
			Canine Live Intake	212
	B	Stray/At Large	406	406
	C	Relinquished by Owner	30	30

	D	Owner Intended Euthanasia	17	17
	E	Transferred in from Agency (In State)	0	0
	E	Transferred in from Agency (Out of State)	0	0
	F	Cruelty/Confiscate (Other Intakes)	34	34
	F	Returns (Other Intakes)	10	10
	F	Born in the Shelter (Other Intakes)	0	0
	G	Total Live Intake	497	497

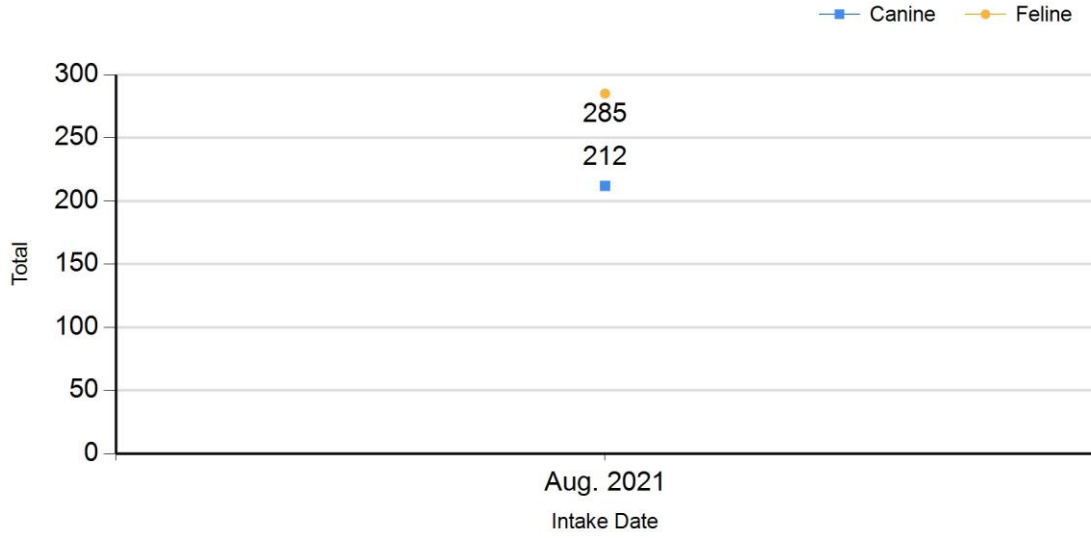
**Total Intake (Month to Month Comparison)
8/1/2021 - 8/31/2021**



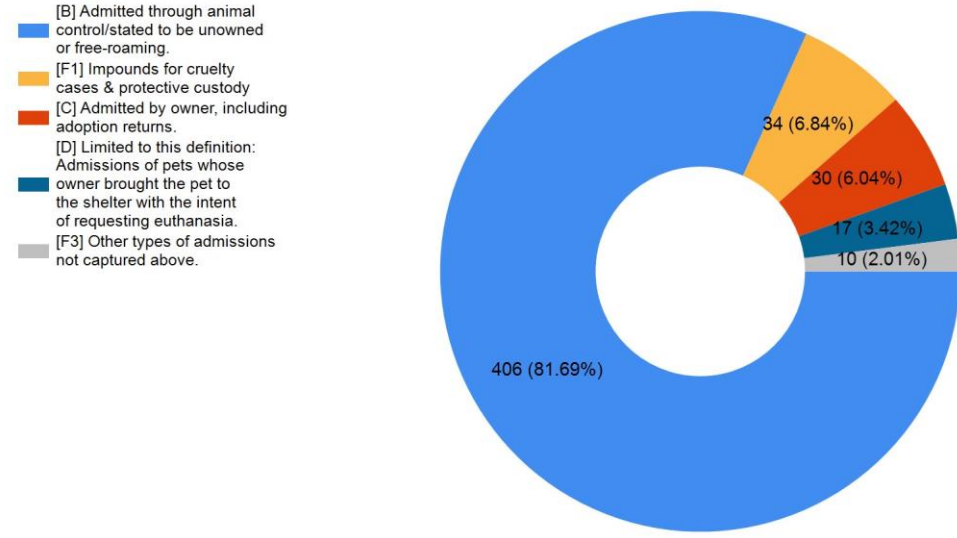
**Total Intake (Month to Month Comparison)
8/1/2021 - 8/31/2021 by Intake Type**



**Total Intake (Month to Month Comparison)
8/1/2021 - 8/31/2021 by Species**



**Total Intake (Month to Month Comparison)
8/1/2021 - 8/31/2021 by Intake Type**



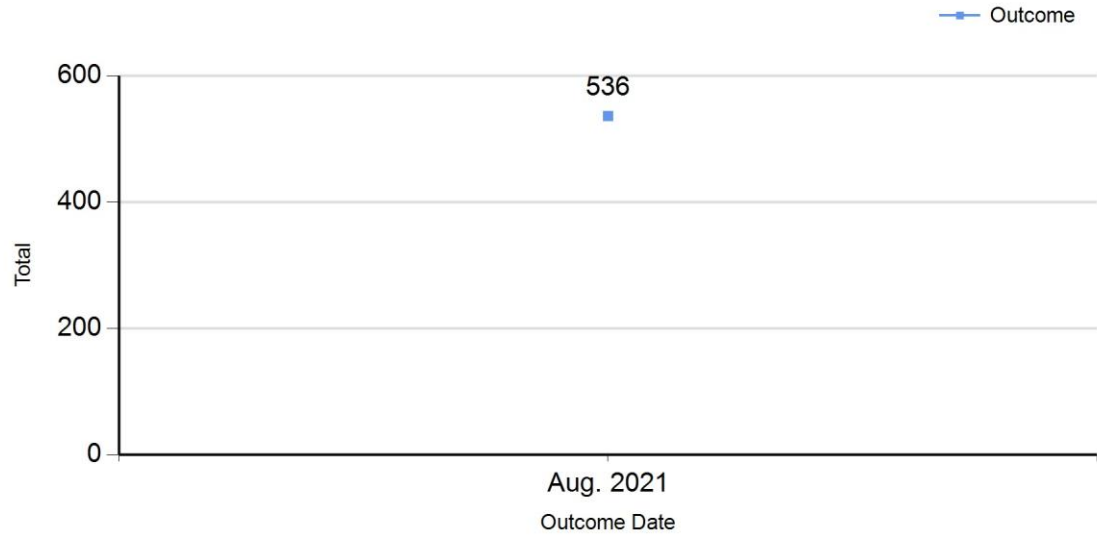
**Outcome Statistics Pivoted by Species
(8/1/2021 - 8/31/2021)**

**Month to
Month
Comparson**

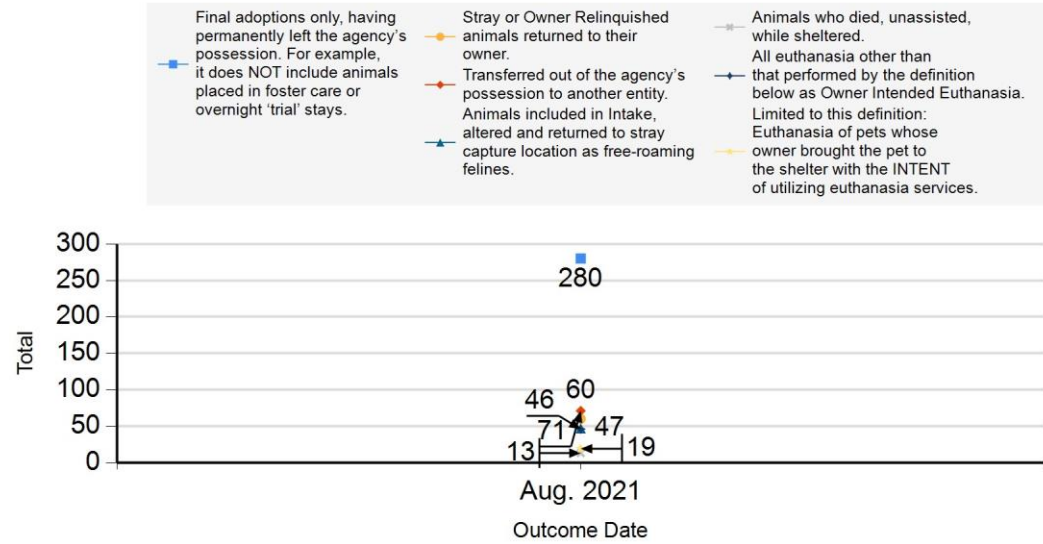
Species		Name	Total	Aug. 2021
Feline	H	Adoption	197	197
	I	Return to Owner	3	3
	J	Transferred to Another Agency	16	16
	K	Return to Field	47	47
	L	Other Live Outcomes	0	0
	M	Subtotal: Live Outcomes	263	263
	N	Died in Care	13	13
	O	Lost in Care	0	0
	P	Shelter Euthanasia	40	40
	Q	Owner Intended Euthanasia	6	6
	R	Subtotal: Other Outcomes	59	59
	Feline Total Outcome			322
Canine	H	Adoption	83	83
	I	Return to Owner	57	57
	J	Transferred to Another Agency	55	55
	K	Return to Field	0	0
	L	Other Live Outcomes	0	0
	M	Subtotal: Live Outcomes	195	195
	N	Died in Care	0	0
	O	Lost in Care	0	0
	P	Shelter Euthanasia	6	6
	Q	Owner Intended Euthanasia	13	13
	R	Subtotal: Other Outcomes	19	19
	Canine Total Outcome			214
	H	Adoption	280	280

	I	Return to Owner	60	60
	J	Transferred to Another Agency	71	71
	K	Return to Field	47	47
	L	Other Live Outcomes	0	0
	N	Died in Care	13	13
	O	Lost in Care	0	0
	P	Shelter Euthanasia	46	46
	Q	Owner Intended Euthanasia	19	19
	S	Total Outcome	536	536

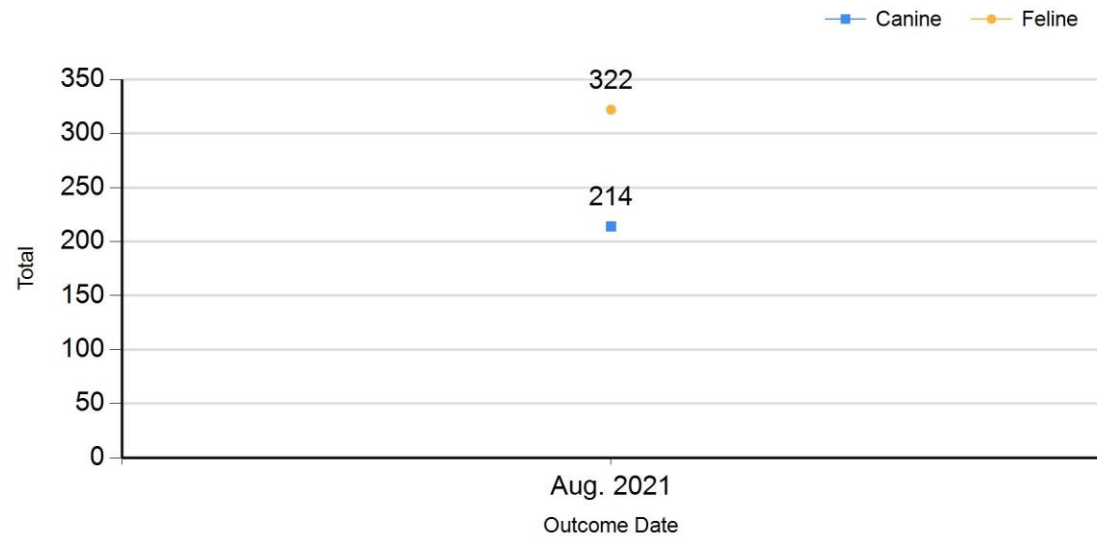
Total Outcome (Month to Month Comparison)
8/1/2021 - 8/31/2021



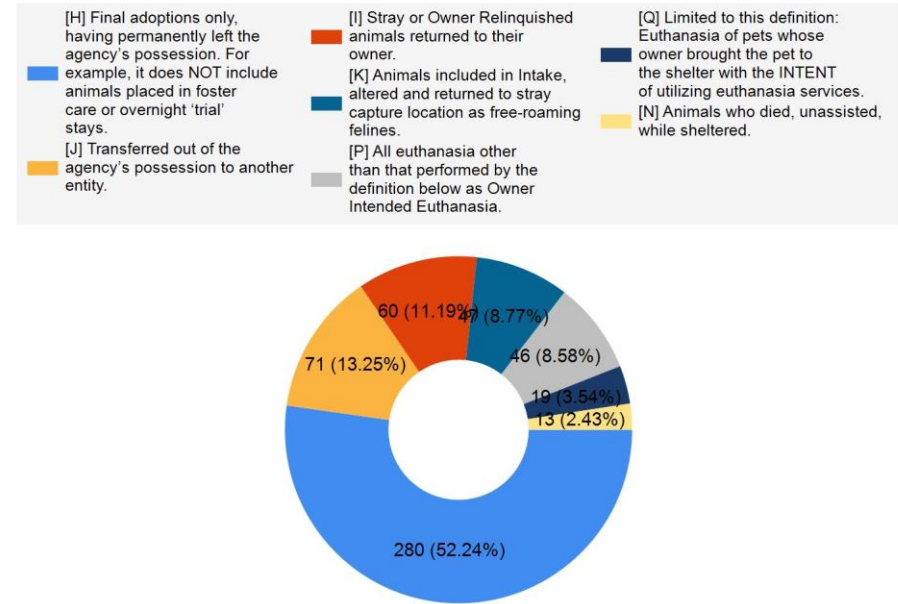
Total Outcome (Month to Month Comparison)
8/1/2021 - 8/31/2021 by Intake Type



Total Outcome (Month to Month Comparison)
8/1/2021 - 8/31/2021 by Species



Total Outcome (Month to Month Comparison)
8/1/2021 - 8/31/2021 by Outcome Type



	TOTAL			Canine			Feline		
	Live Release	Live Release (%)	Change (%)	Live Release	Live Release (%)	Change (%)	Live Release	Live Release (%)	Change (%)
Aug. 2021	458	88.59%	NaN	195	97.01%	NaN	263	83.23%	NaN

Formula:
M / (S subtract Q)
458 / (536 subtract 19) = 88.59%

6/8/2022 11:43:54 AM