

Intake & Outcome Statistics
 (12/1/2022 - 12/31/2022)
 Pivoted by Intake & Outcome

**Month to
 Month
 Comparison**
Dec. 2022

		Canine	Feline	Total	Dec. 2022
LIVE INTAKE					
B	Stray/At Large	152	384	536	536
C	Relinquished by Owner	20	49	69	69
D	Owner Intended Euthanasia	14	9	23	23
E	Transferred in from Agency (In State)	0	0	0	0
E	Transferred in from Agency (Out of State)	0	0	0	0
F	Cruelty/Confiscate (Other Intakes)	19	14	33	33
F	Born in the Shelter (Other Intakes)	0	0	0	0
F	Returns (Other Intakes)	9	10	19	19
G	Total Live Intake [B + C + D + E + F]	214	466	680	680
OUTCOMES					
H	Adoption	91	271	362	362
I	Return to Owner	28	4	32	32
J	Transferred to Another Agency	37	71	108	108
K	Return to Field	0	100	100	100
L	Other Live Outcomes	0	0	0	0
M	Subtotal: Live Outcomes [H + I + J + K + L]	156	446	602	602
N	Died in Care	0	6	6	6
O	Lost in Care	0	1	1	1
P	Shelter Euthanasia	39	48	87	87
Q	Owner Intended Euthanasia	16	11	27	27
R	Subtotal: Other Outcomes [N + O + P + Q]	55	66	121	121
S	Total Outcomes [M + R]	211	512	723	723
Asilomar "Lite" Live Release Rate:		80.00%	89.02%	86.49%	86.49%
Canine Asilomar "Lite" Live Release Rate				80.00%	80.00%
Feline Asilomar "Lite" Live Release Rate				89.02%	89.02%

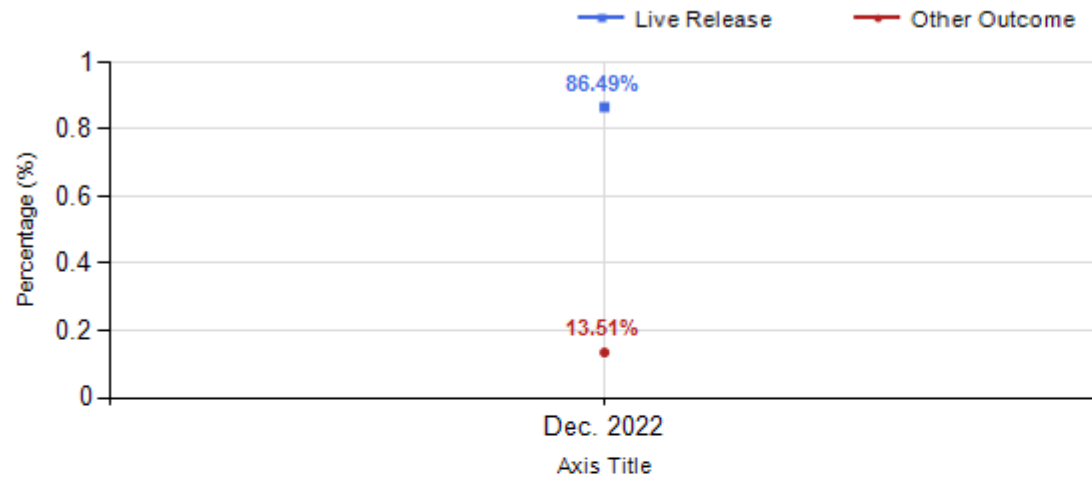
Formula:

M / (S subtract Q)

602 / (723 subtract 27) = 86.49%

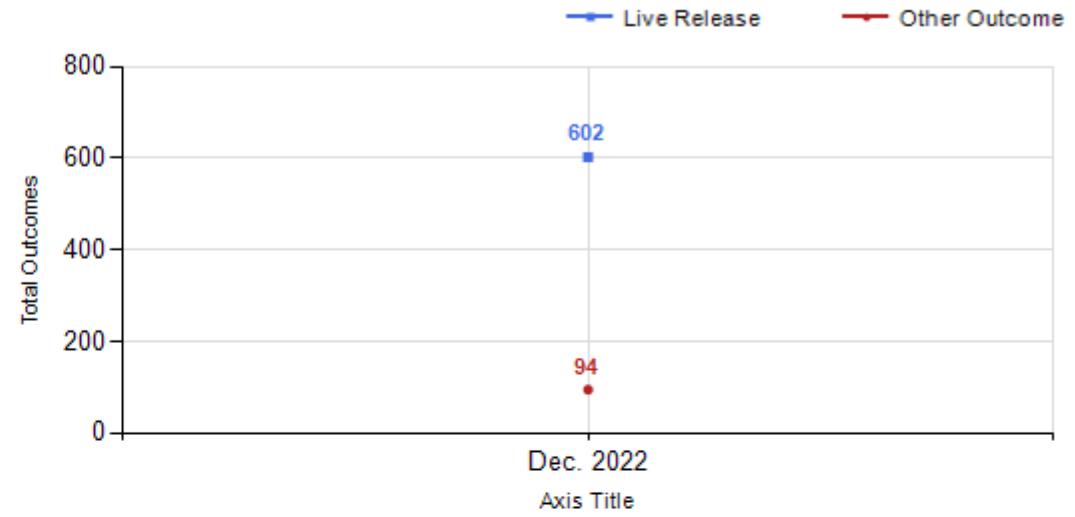
Live Release vs Other Outcome (Month to Month Comparison) Percentage

12/1/2022 – 12/31/2022



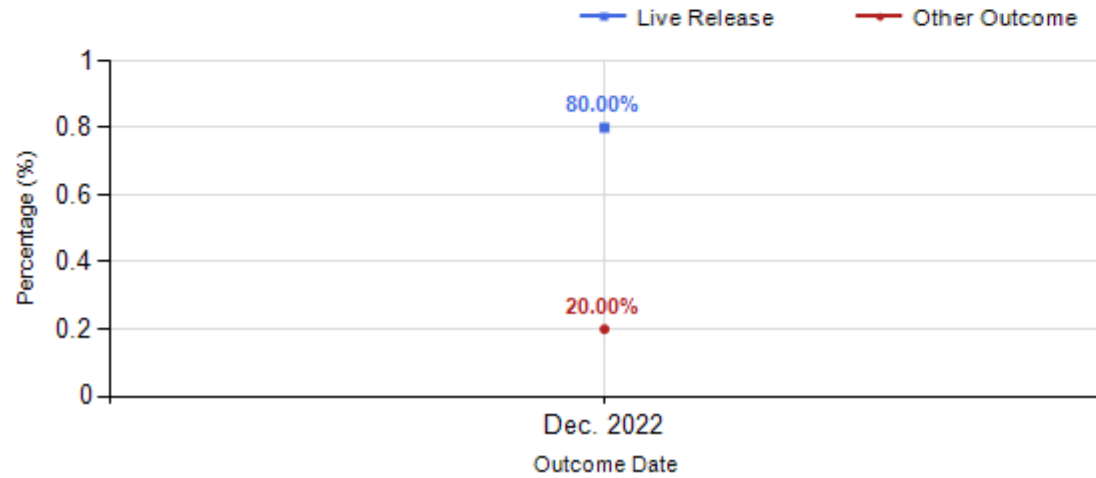
Live Release vs Other Outcome (Month to Month Comparison) Total

12/1/2022 – 12/31/2022



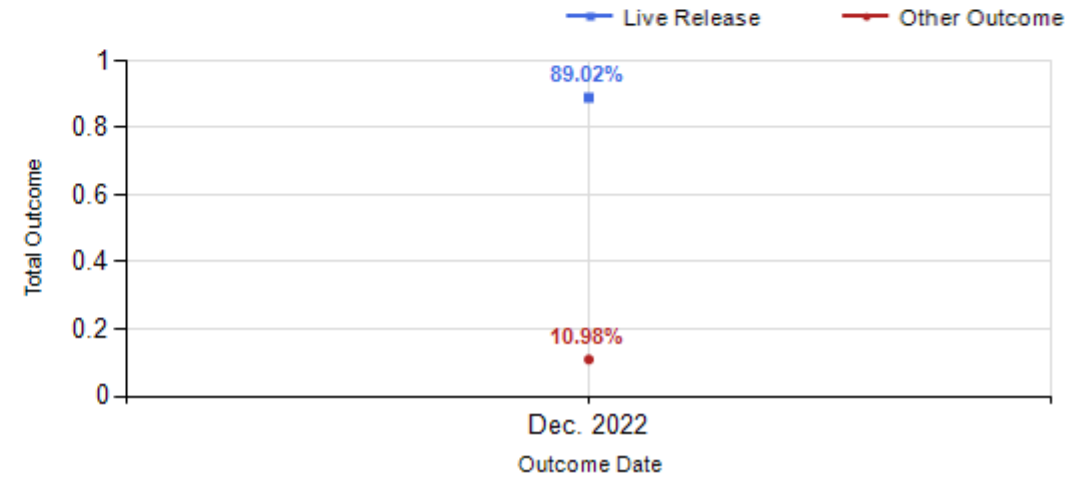
Canine Live Release vs Other Outcome (Month to Month Comparison) Percentage

12/1/2022 – 12/31/2022



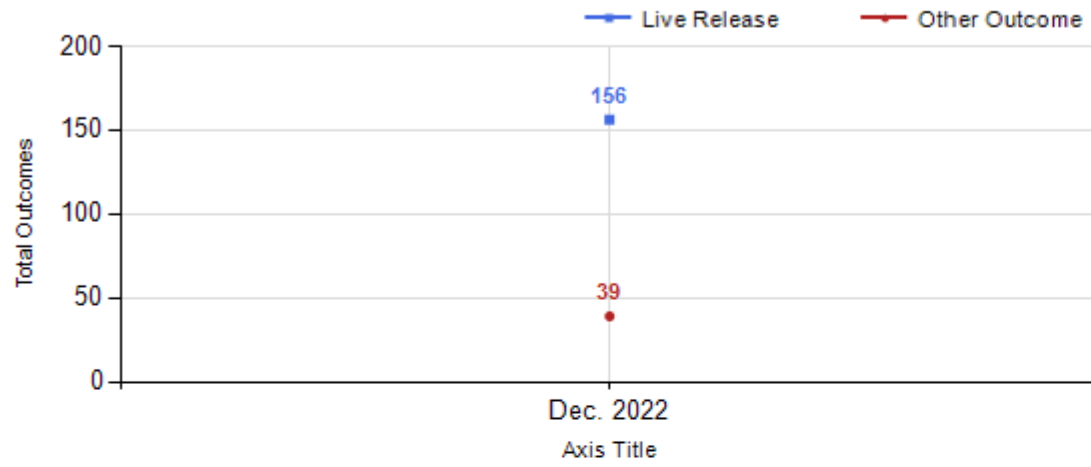
Feline Live Release vs Other Outcome (Month to Month Comparison) Percentage

12/1/2022 – 12/31/2022



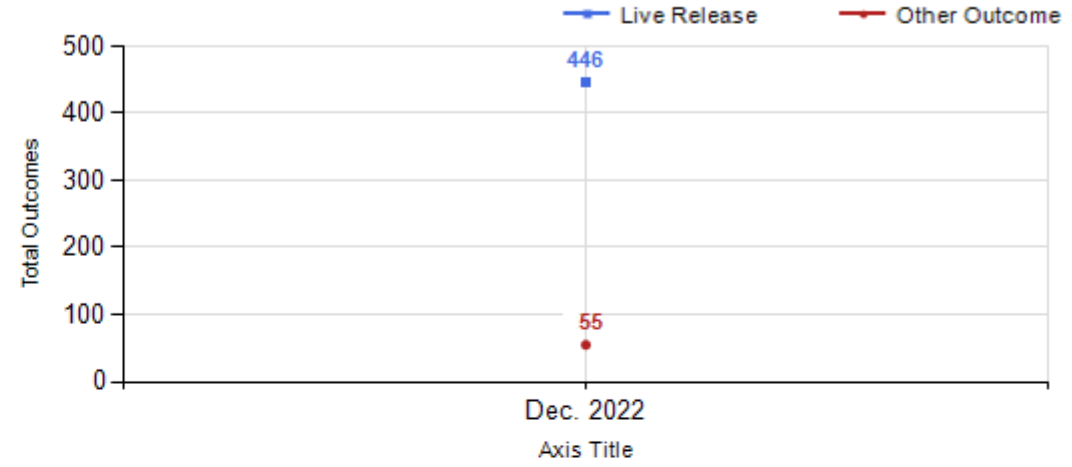
Canine Live Release vs Other Outcome (Month to Month Comparison)

12/1/2022 – 12/31/2022



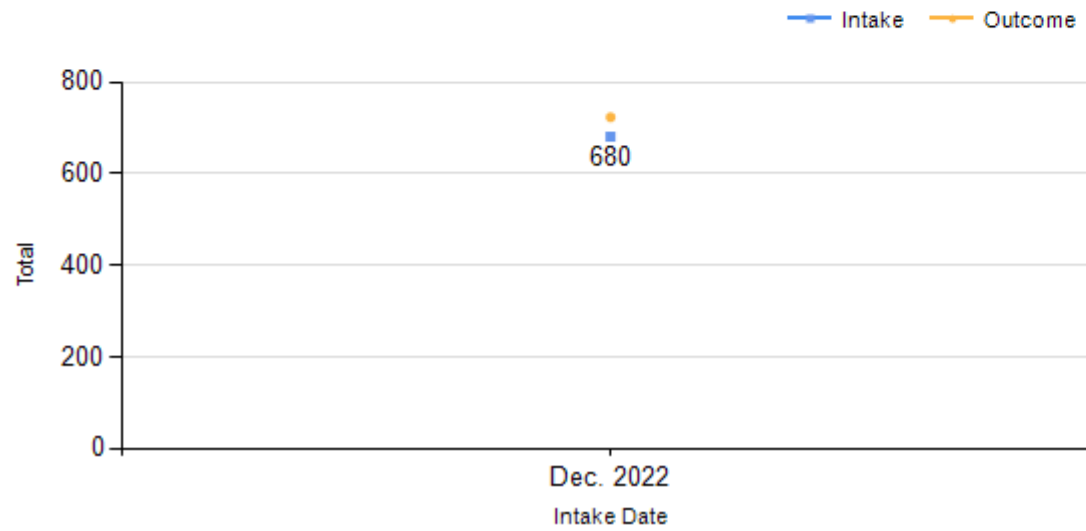
Feline Live Release vs Other Outcome (Month to Month Comparison)

12/1/2022 – 12/31/2022



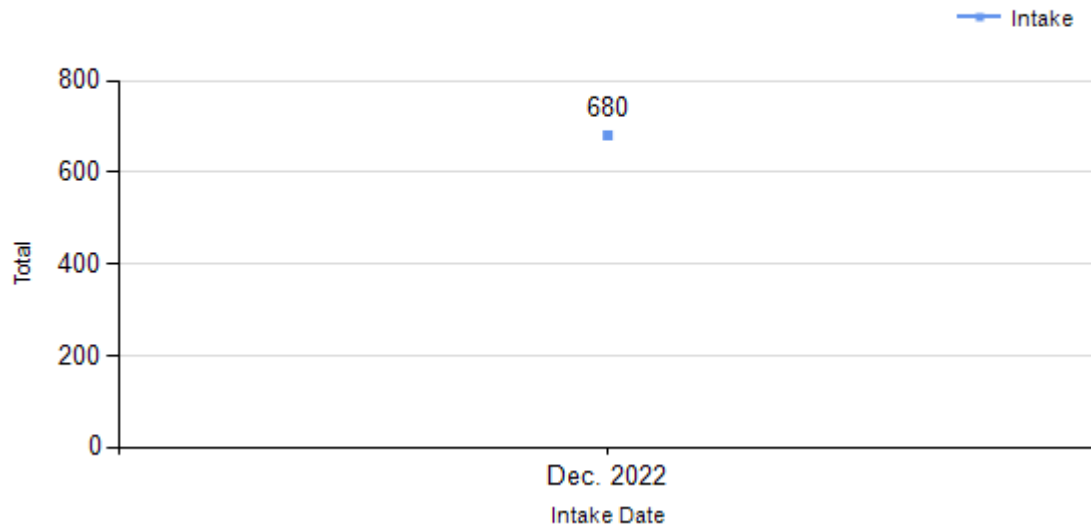
Total Intake & Outcome (Month to Month Comparison)

12/1/2022 – 12/31/2022

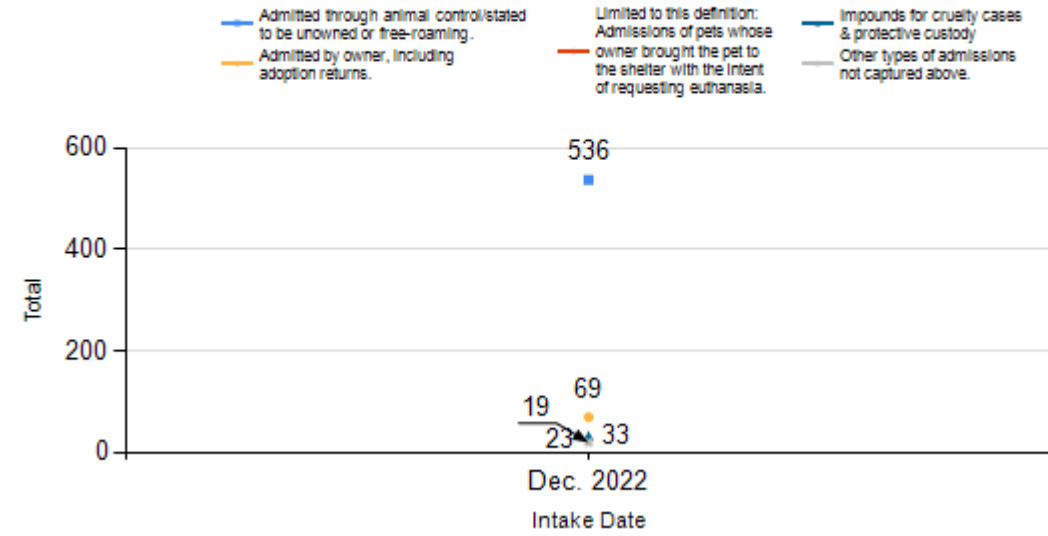


Intake Statistics Pivoted by Species (12/1/2022 - 12/31/2022)				Month to Month Comparison
Species		Name	Total	Dec. 2022
Canine	B	Stray/At Large	152	152
	C	Relinquished by Owner	20	20
	D	Owner Intended Euthanasia	14	14
	E	Transferred in from Agency (In State)	0	0
	E	Transferred in from Agency (Out of State)	0	0
	F	Cruelty/Confiscate (Other Intakes)	19	19
	F	Born in the Shelter (Other Intakes)	0	0
	F	Returns (Other Intakes)	9	9
			Canine Live Intake	214
Feline	B	Stray/At Large	384	384
	C	Relinquished by Owner	49	49
	D	Owner Intended Euthanasia	9	9
	E	Transferred in from Agency (In State)	0	0
	E	Transferred in from Agency (Out of State)	0	0
	F	Cruelty/Confiscate (Other Intakes)	14	14
	F	Born in the Shelter (Other Intakes)	0	0
	F	Returns (Other Intakes)	10	10
			Feline Live Intake	466
	B	Stray/At Large	536	536
	C	Relinquished by Owner	69	69
	D	Owner Intended Euthanasia	23	23
	E	Transferred in from Agency (In State)	0	0
	E	Transferred in from Agency (Out of State)	0	0
	F	Cruelty/Confiscate (Other Intakes)	33	33
	F	Born in the Shelter (Other Intakes)	0	0
	F	Returns (Other Intakes)	19	19
	G	Total Live Intake	680	680

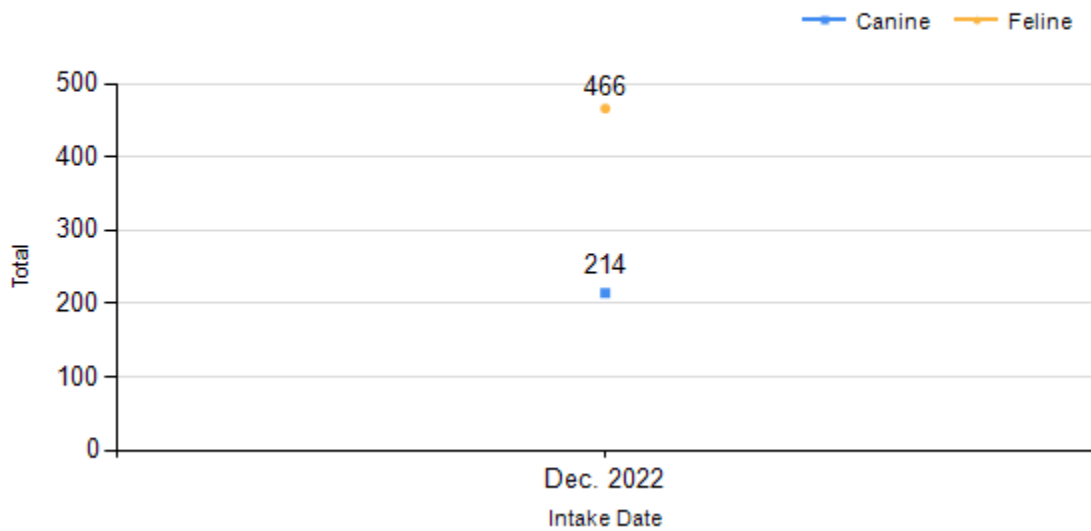
Total Intake (Month to Month Comparison)
12/1/2022 - 12/31/2022



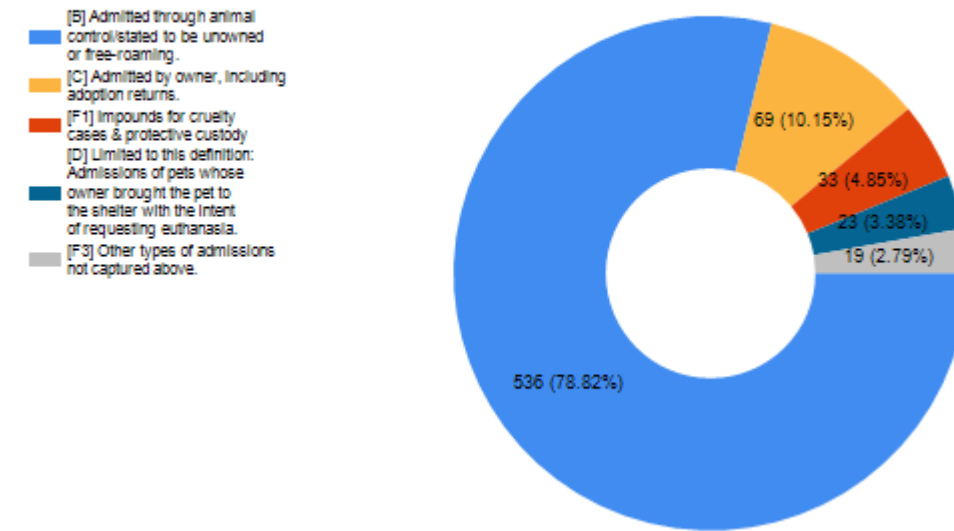
Total Intake (Month to Month Comparison)
12/1/2022 - 12/31/2022 by Intake Type



Total Intake (Month to Month Comparison)
12/1/2022 - 12/31/2022 by Species

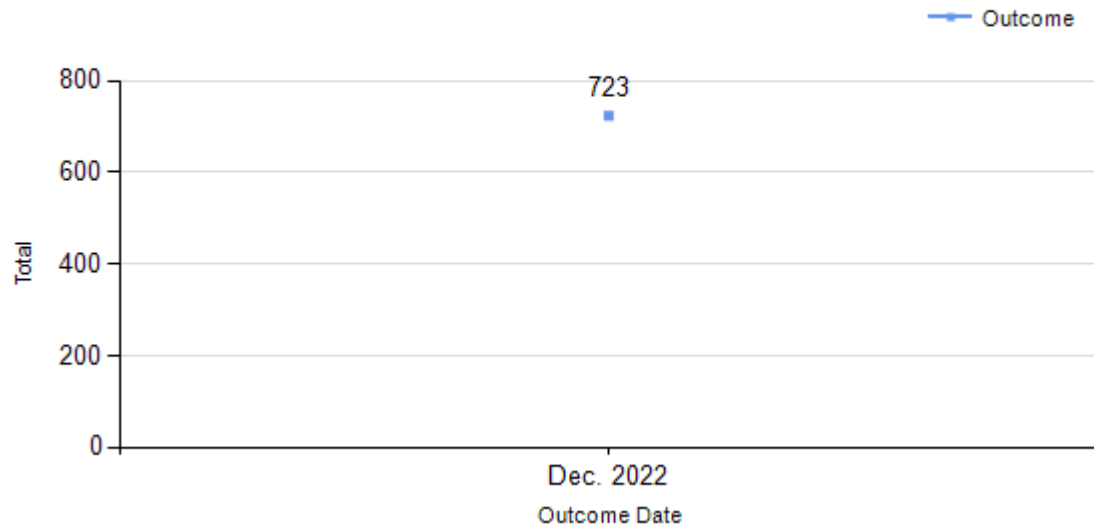


Total Intake (Month to Month Comparison)
12/1/2022 - 12/31/2022 by Intake Type

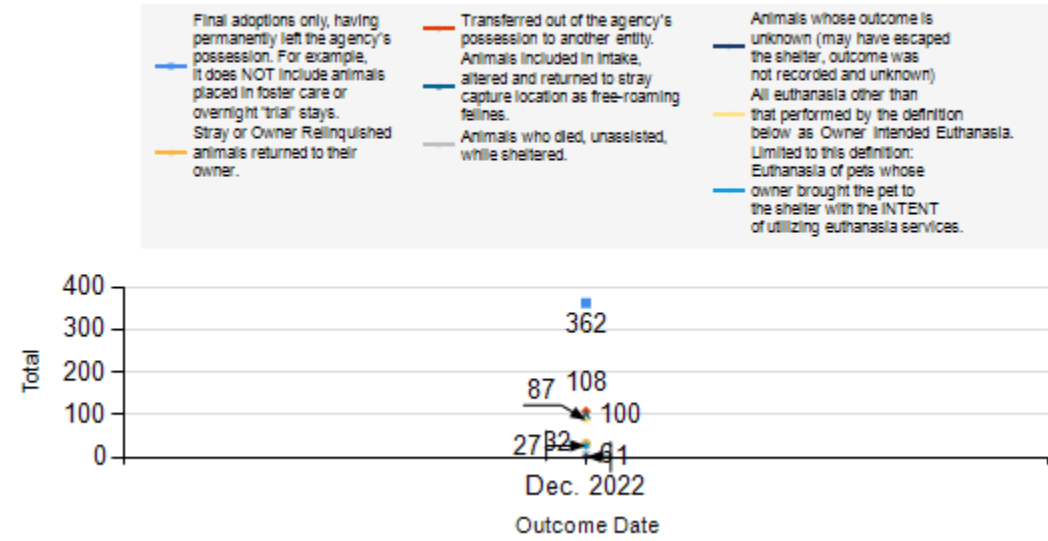


Outcome Statistics Pivoted by Species (12/1/2022 - 12/31/2022)				Month to Month Comparison
Species		Name	Total	Dec. 2022
Canine	H	Adoption	91	91
	I	Return to Owner	28	28
	J	Transferred to Another Agency	37	37
	K	Return to Field	0	0
	L	Other Live Outcomes	0	0
	M	Subtotal: Live Outcomes	156	156
	N	Died in Care	0	0
	O	Lost in Care	0	0
	P	Shelter Euthanasia	39	39
	Q	Owner Intended Euthanasia	16	16
	R	Subtotal: Other Outcomes	55	55
			Canine Total Outcome	211
Feline	H	Adoption	271	271
	I	Return to Owner	4	4
	J	Transferred to Another Agency	71	71
	K	Return to Field	100	100
	L	Other Live Outcomes	0	0
	M	Subtotal: Live Outcomes	446	446
	N	Died in Care	6	6
	O	Lost in Care	1	1
	P	Shelter Euthanasia	48	48
	Q	Owner Intended Euthanasia	11	11
	R	Subtotal: Other Outcomes	66	66
			Feline Total Outcome	512
	H	Adoption	362	362
	I	Return to Owner	32	32
	J	Transferred to Another Agency	108	108
	K	Return to Field	100	100
	L	Other Live Outcomes	0	0
	N	Died in Care	6	6
	O	Lost in Care	1	1
	P	Shelter Euthanasia	87	87
	Q	Owner Intended Euthanasia	27	27
	S	Total Outcome	723	723

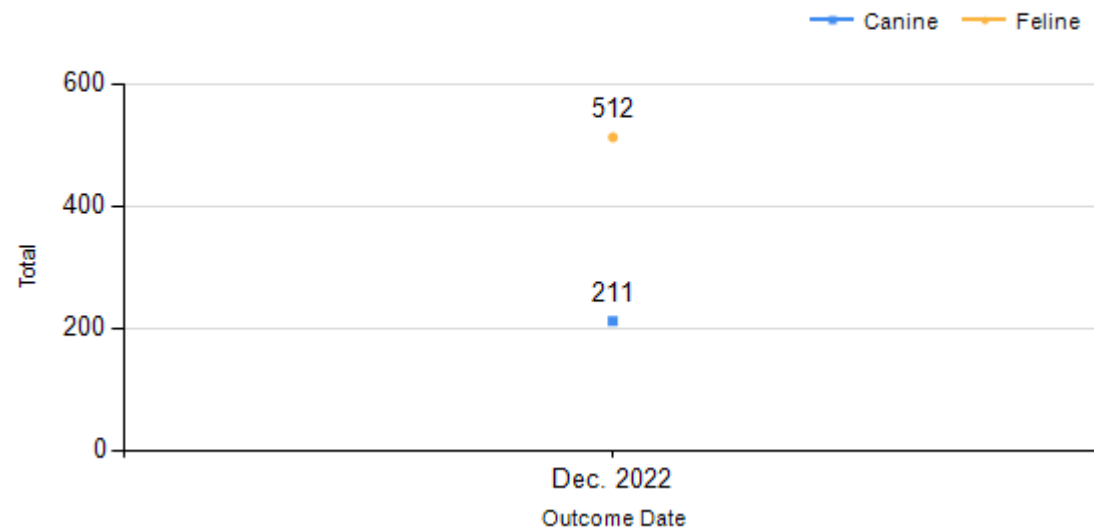
Total Outcome (Month to Month Comparison)
12/1/2022 - 12/31/2022



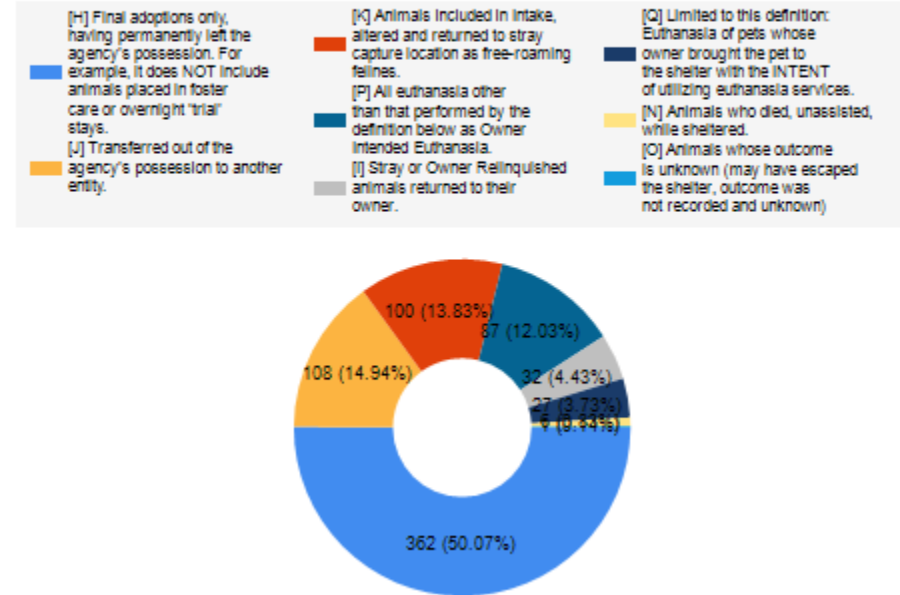
Total Outcome (Month to Month Comparison)
12/1/2022 - 12/31/2022 by Intake Type



Total Outcome (Month to Month Comparison)
12/1/2022 - 12/31/2022 by Species



Total Outcome (Month to Month Comparison)
12/1/2022 - 12/31/2022 by Outcome Type



	TOTAL			Canine			Feline		
	Live Release	Live Release (%)	Change (%)	Live Release	Live Release (%)	Change (%)	Live Release	Live Release (%)	Change (%)
Dec. 2022	602	86.49%	NaN	156	80.00%	NaN	446	89.02%	NaN
12/1/2022 - 12/31/2022	723	86.49%							

Formula:
 $M / (S \text{ subtract } Q)$
 $602 / (723 \text{ subtract } 27) = 86.49\%$