

Intake & Outcome Statistics
(2/1/2023 - 2/28/2023)
Pivoted by Intake & Outcome

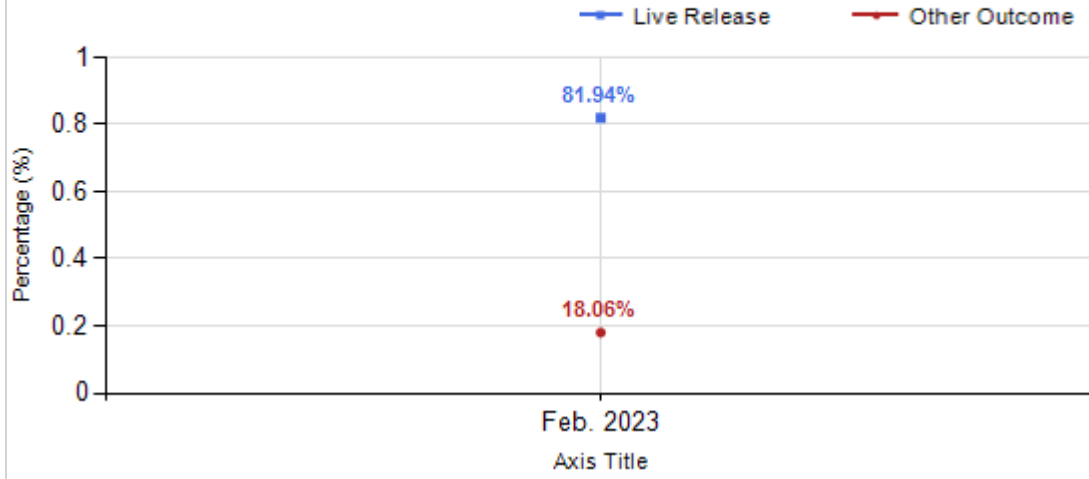
**Month to
Month
Comparison**

		Canine	Feline	Total	Feb. 2023
LIVE INTAKE					
B	Stray/At Large	168	334	502	502
C	Relinquished by Owner	17	37	54	54
D	Owner Intended Euthanasia	12	2	14	14
E	Transferred in from Agency (In State)	0	0	0	0
E	Transferred in from Agency (Out of State)	0	0	0	0
F	Cruelty/Confiscate (Other Intakes)	20	5	25	25
F	Born in the Shelter (Other Intakes)	0	0	0	0
F	Returns (Other Intakes)	4	8	12	12
G	Total Live Intake [B + C + D + E + F]	221	386	607	607
OUTCOMES					
H	Adoption	96	119	215	215
I	Return to Owner	36	8	44	44
J	Transferred to Another Agency	45	5	50	50
K	Return to Field	0	131	131	131
L	Other Live Outcomes	0	0	0	0
M	Subtotal: Live Outcomes [H + I + J + K + L]	177	263	440	440
N	Died in Care	2	14	16	16
O	Lost in Care	2	6	8	8
P	Shelter Euthanasia	33	40	73	73
Q	Owner Intended Euthanasia	13	1	14	14
R	Subtotal: Other Outcomes [N + O + P + Q]	50	61	111	111
S	Total Outcomes [M + R]	227	324	551	551
Asilomar "Lite" Live Release Rate:		82.71%	81.42%	81.94%	81.94%
Canine Asilomar "Lite" Live Release Rate				82.71%	82.71%
Feline Asilomar "Lite" Live Release Rate				81.42%	81.42%

Formula:
M / (S subtract Q)
440 / (551 subtract 14) = 81.94%

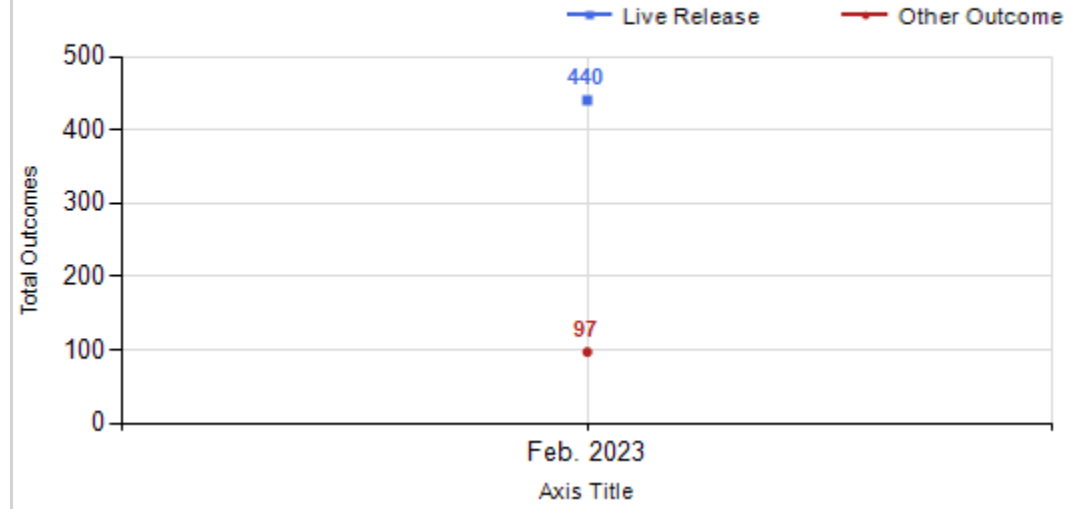
Live Release vs Other Outcome (Month to Month Comparison) Percentage

2/1/2023 – 2/28/2023



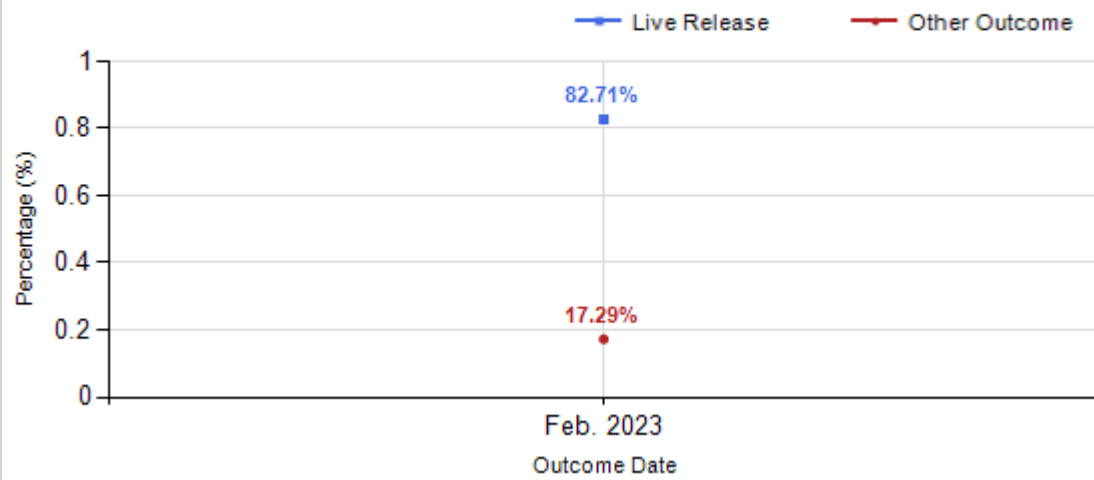
Live Release vs Other Outcome (Month to Month Comparison) Total

2/1/2023 – 2/28/2023



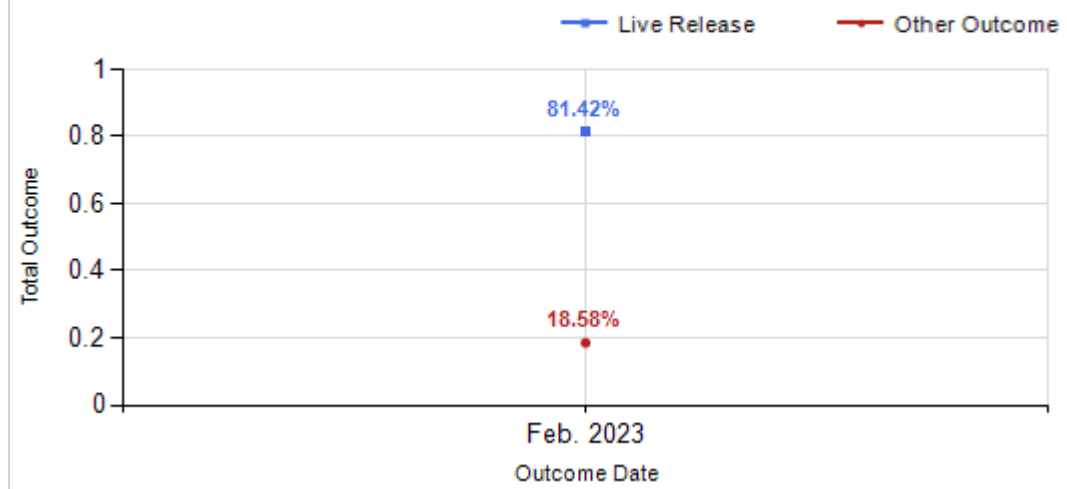
Canine Live Release vs Other Outcome (Month to Month Comparison) Percentage

2/1/2023 – 2/28/2023



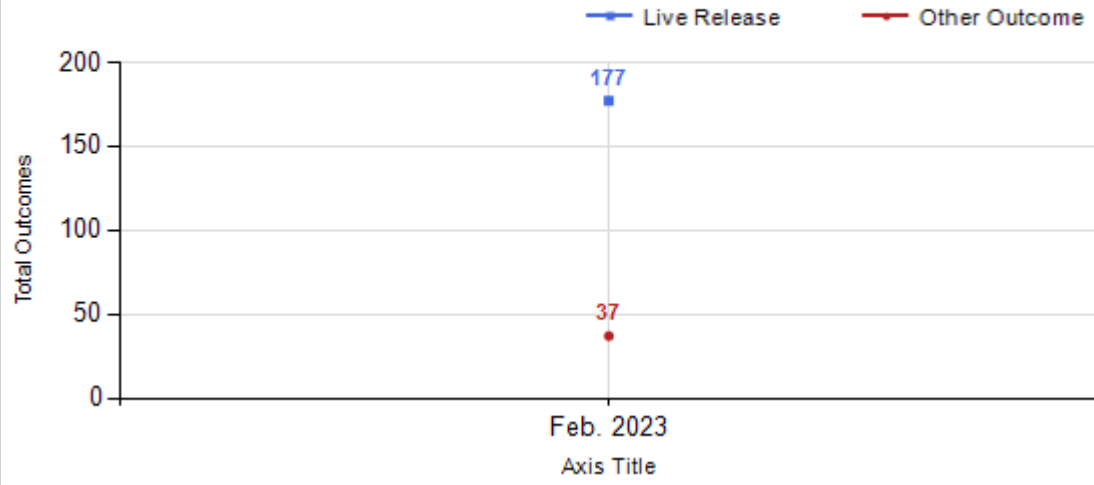
Feline Live Release vs Other Outcome (Month to Month Comparison) Percentage

2/1/2023 – 2/28/2023



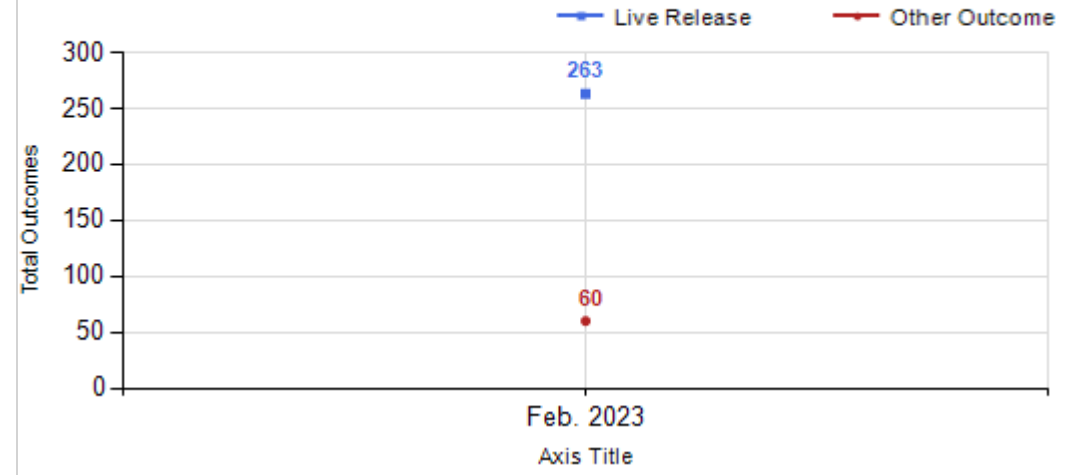
Canine Live Release vs Other Outcome (Month to Month Comparison)

2/1/2023 – 2/28/2023



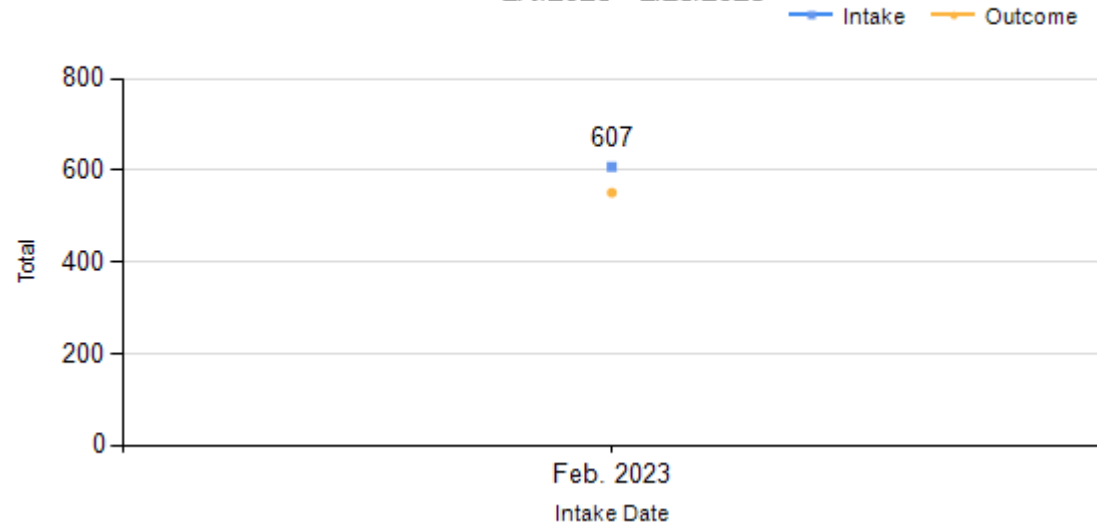
Feline Live Release vs Other Outcome (Month to Month Comparison)

2/1/2023 – 2/28/2023



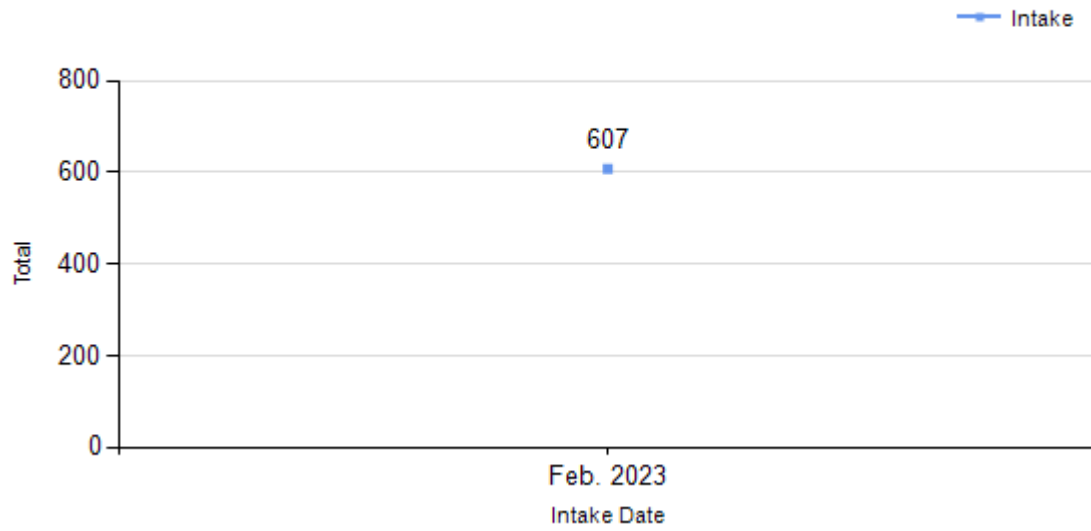
Total Intake & Outcome (Month to Month Comparison)

2/1/2023 – 2/28/2023

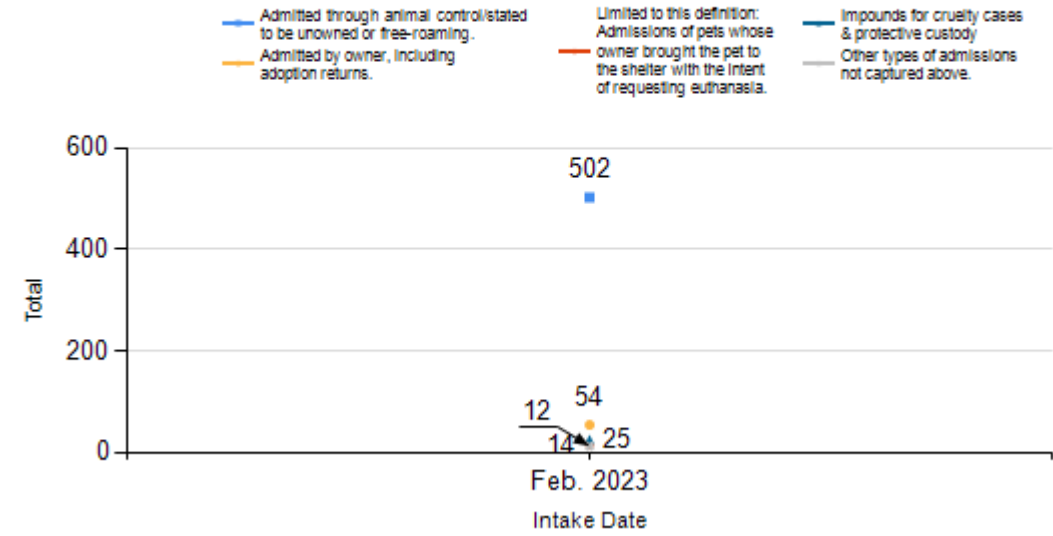


Intake Statistics Pivoted by Species (2/1/2023 - 2/28/2023)				Month to Month Comparison
Species		Name	Total	Feb. 2023
Canine	B	Stray/At Large	168	168
	C	Relinquished by Owner	17	17
	D	Owner Intended Euthanasia	12	12
	E	Transferred in from Agency (In State)	0	0
	E	Transferred in from Agency (Out of State)	0	0
	F	Cruelty/Confiscate (Other Intakes)	20	20
	F	Born in the Shelter (Other Intakes)	0	0
	F	Returns (Other Intakes)	4	4
		Canine Live Intake	221	221
Feline	B	Stray/At Large	334	334
	C	Relinquished by Owner	37	37
	D	Owner Intended Euthanasia	2	2
	E	Transferred in from Agency (In State)	0	0
	E	Transferred in from Agency (Out of State)	0	0
	F	Cruelty/Confiscate (Other Intakes)	5	5
	F	Born in the Shelter (Other Intakes)	0	0
	F	Returns (Other Intakes)	8	8
		Feline Live Intake	386	386
	B	Stray/At Large	502	502
	C	Relinquished by Owner	54	54
	D	Owner Intended Euthanasia	14	14
	E	Transferred in from Agency (In State)	0	0
	E	Transferred in from Agency (Out of State)	0	0
	F	Cruelty/Confiscate (Other Intakes)	25	25
	F	Born in the Shelter (Other Intakes)	0	0
	F	Returns (Other Intakes)	12	12
	G	Total Live Intake	607	607

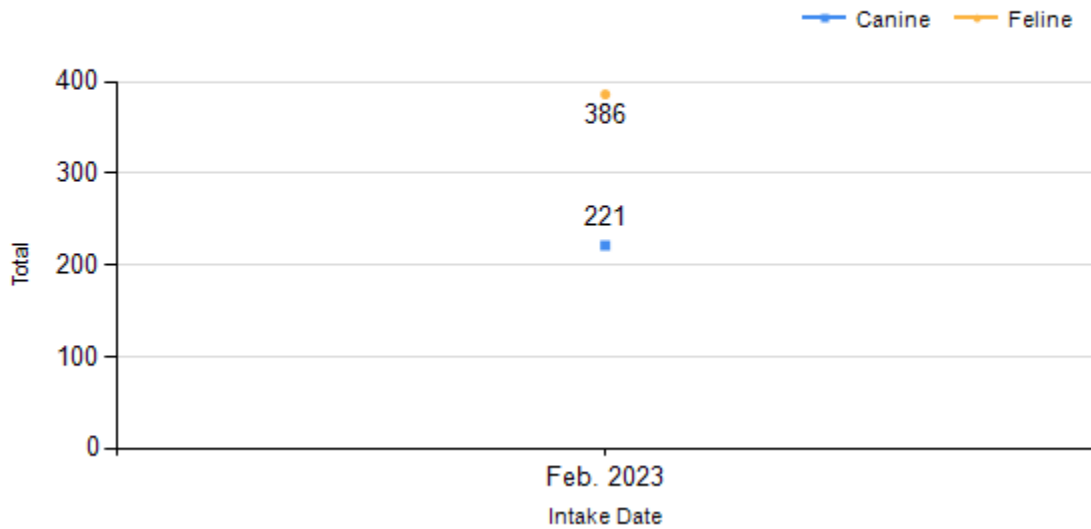
Total Intake (Month to Month Comparison)
2/1/2023 - 2/28/2023



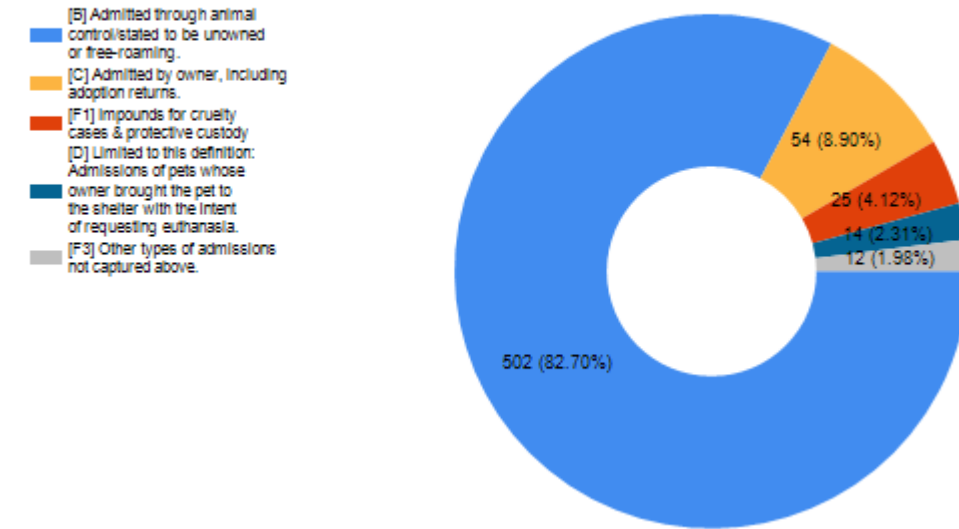
Total Intake (Month to Month Comparison)
2/1/2023 - 2/28/2023 by Intake Type



Total Intake (Month to Month Comparison)
2/1/2023 - 2/28/2023 by Species



Total Intake (Month to Month Comparison)
2/1/2023 - 2/28/2023 by Intake Type

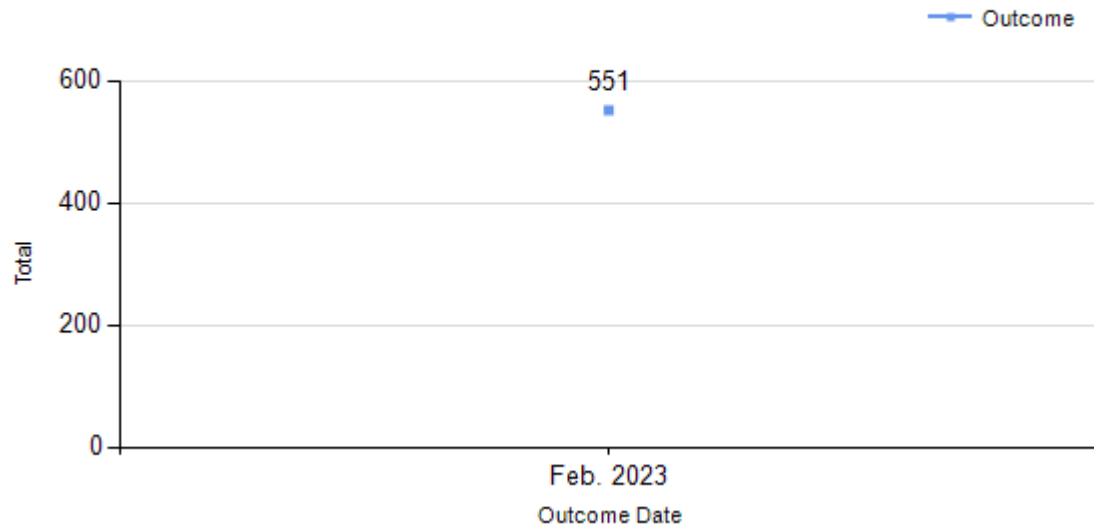


**Outcome Statistics Pivoted by Species
(2/1/2023 - 2/28/2023)**

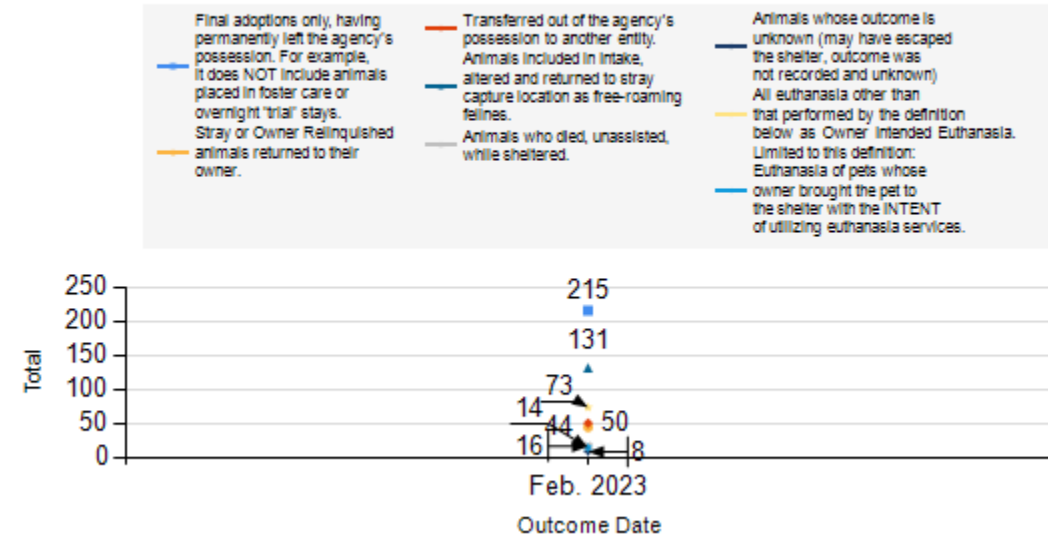
**Month to
Month
Comparison**

Species		Name	Total	Feb. 2023
Canine	H	Adoption	96	96
	I	Return to Owner	36	36
	J	Transferred to Another Agency	45	45
	K	Return to Field	0	0
	L	Other Live Outcomes	0	0
	M	Subtotal: Live Outcomes	177	177
	N	Died in Care	2	2
	O	Lost in Care	2	2
	P	Shelter Euthanasia	33	33
	Q	Owner Intended Euthanasia	13	13
	R	Subtotal: Other Outcomes	50	50
	Canine Total Outcome			227
Feline	H	Adoption	119	119
	I	Return to Owner	8	8
	J	Transferred to Another Agency	5	5
	K	Return to Field	131	131
	L	Other Live Outcomes	0	0
	M	Subtotal: Live Outcomes	263	263
	N	Died in Care	14	14
	O	Lost in Care	6	6
	P	Shelter Euthanasia	40	40
	Q	Owner Intended Euthanasia	1	1
	R	Subtotal: Other Outcomes	61	61
	Feline Total Outcome			324
	H	Adoption	215	215
	I	Return to Owner	44	44
	J	Transferred to Another Agency	50	50
	K	Return to Field	131	131
	L	Other Live Outcomes	0	0
	N	Died in Care	16	16
	O	Lost in Care	8	8
	P	Shelter Euthanasia	73	73
	Q	Owner Intended Euthanasia	14	14
	S	Total Outcome	551	551

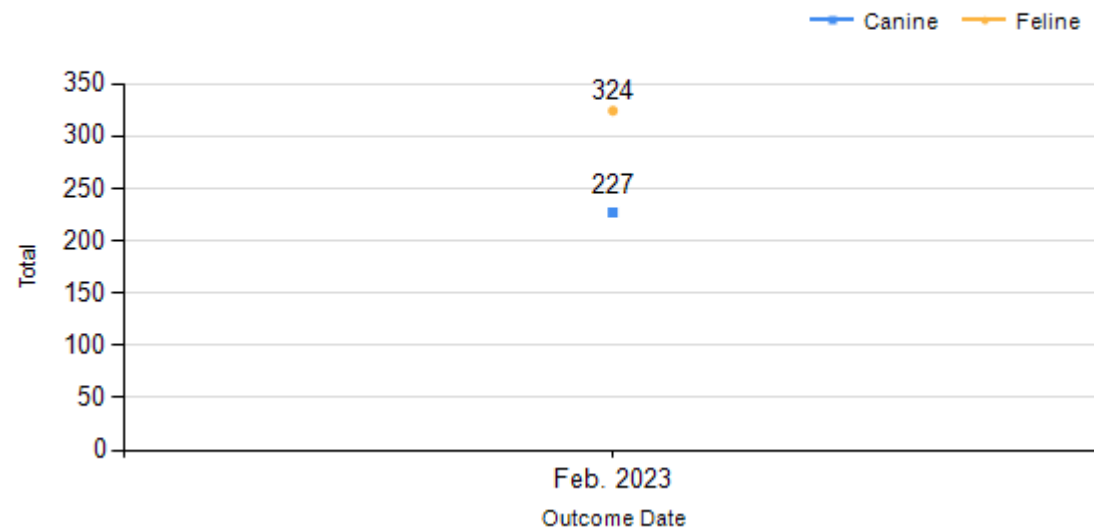
Total Outcome (Month to Month Comparison)
2/1/2023 - 2/28/2023



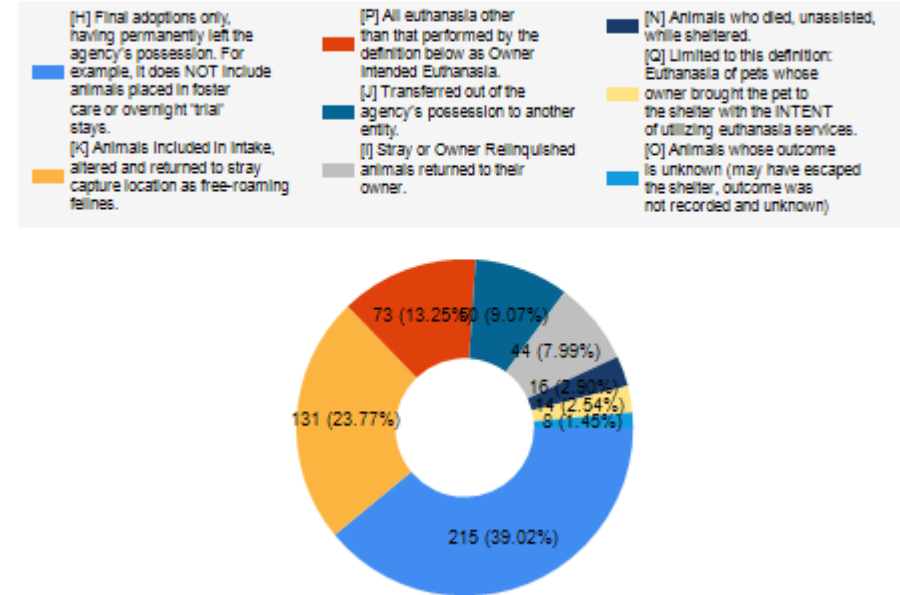
Total Outcome (Month to Month Comparison)
2/1/2023 - 2/28/2023 by Intake Type



Total Outcome (Month to Month Comparison)
2/1/2023 - 2/28/2023 by Species



Total Outcome (Month to Month Comparison)
2/1/2023 - 2/28/2023 by Outcome Type



	TOTAL			Canine			Feline		
	Live Release	Live Release (%)	Change (%)	Live Release	Live Release (%)	Change (%)	Live Release	Live Release (%)	Change (%)
Feb. 2023	440	81.94%	NaN	177	82.71%	NaN	263	81.42%	NaN
2/1/2023 - 2/28/2023	551	81.94%							

Formula:
 $M / (S \text{ subtract } Q)$
 $440 / (551 \text{ subtract } 14) = 81.94\%$