

Intake & Outcome Statistics
(2/1/2022 - 2/28/2022)
Pivoted by Intake & Outcome

**Month to
Month
Comparison**

		Canine	Feline	Total	Feb. 2022
LIVE INTAKE					
B	Stray/At Large	173	237	410	410
C	Relinquished by Owner	34	14	48	48
D	Owner Intended Euthanasia	6	3	9	9
E	Transferred in from Agency (In State)	0	0	0	0
E	Transferred in from Agency (Out of State)	0	0	0	0
F	Cruelty/Confiscate (Other Intakes)	14	15	29	29
F	Born in the Shelter (Other Intakes)	0	0	0	0
F	Returns (Other Intakes)	10	7	17	17
G	Total Live Intake [B + C + D + E + F]	237	276	513	513
OUTCOMES					
H	Adoption	104	113	217	217
I	Return to Owner	45	5	50	50
J	Transferred to Another Agency	70	24	94	94
K	Return to Field	0	119	119	119
L	Other Live Outcomes	0	0	0	0
M	Subtotal: Live Outcomes [H + I + J + K + L]	219	261	480	480
N	Died in Care	1	4	5	5
O	Lost in Care	0	0	0	0
P	Shelter Euthanasia	20	41	61	61
Q	Owner Intended Euthanasia	8	4	12	12

R	Subtotal: Other Outcomes [N + O + P + Q]	29	49	78	78
S	Total Outcomes [M + R]	248	310	558	558
	Asilomar "Lite" Live Release Rate:	91.25%	85.29%	87.91%	87.91%
	Canine Asilomar "Lite" Live Release Rate			91.25%	91.25%
	Feline Asilomar "Lite" Live Release Rate			85.29%	85.29%

Formula:

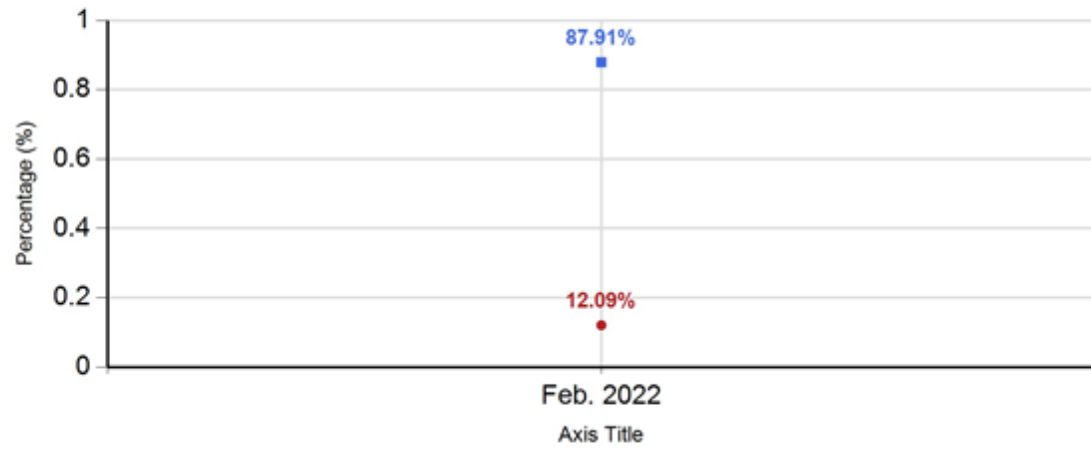
$$M / (S \text{ subtract } Q)$$

$$480 / (558 \text{ subtract } 12) = 87.91\%$$

Live Release vs Other Outcome (Month to Month Comparison)

Percentage
2/1/2021 – 2/28/2021

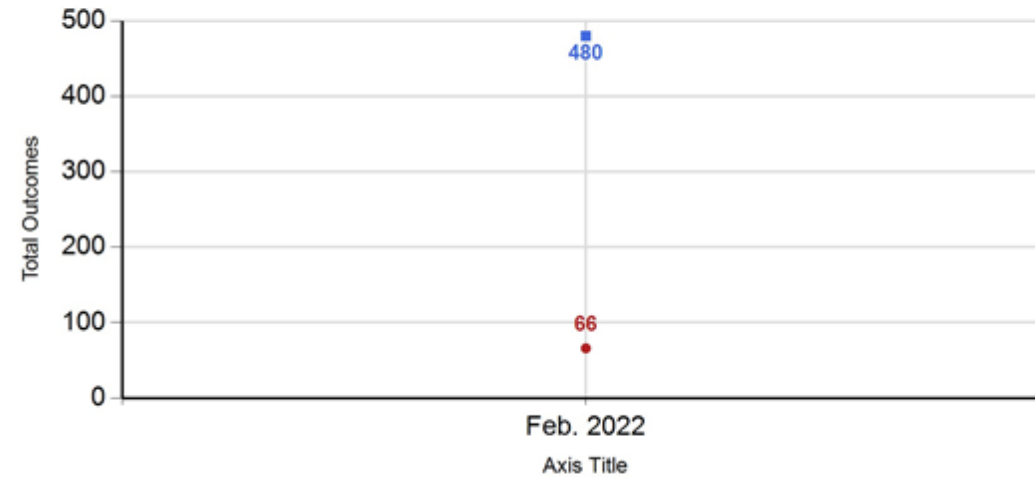
—■ Live Release Rate —● Other Outcome Rate



Live Release vs Other Outcome (Month to Month Comparison)

Total
2/1/2021 – 2/28/2021

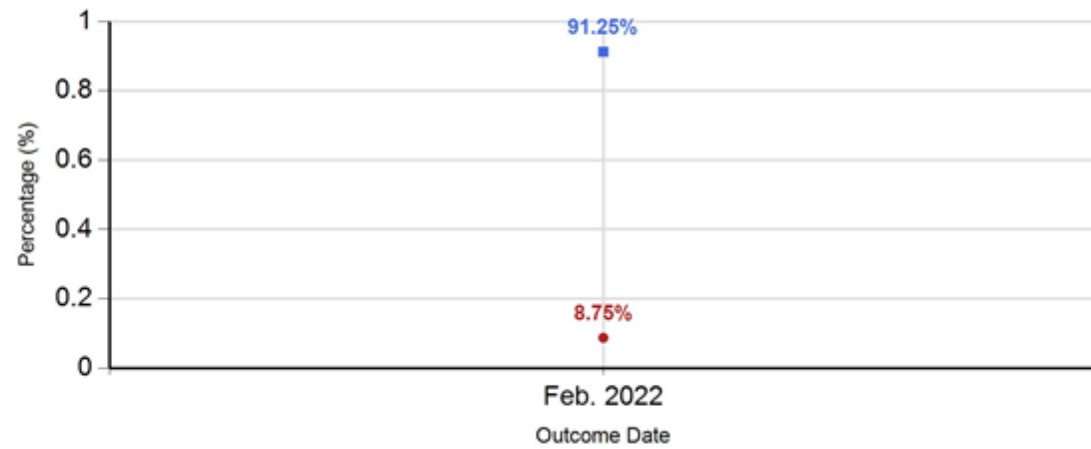
—■ Live Release Rate —● Other Outcome Rate



Canine Live Release vs Other Outcome (Month to Month Comparison)

Percentage
2/1/2021 – 2/28/2021

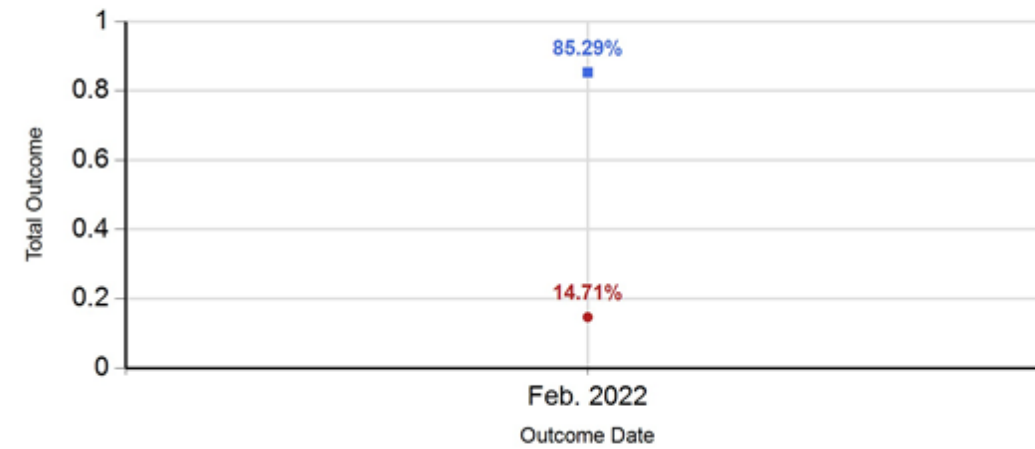
—■ Live Release Rate —● Other Outcome Rate



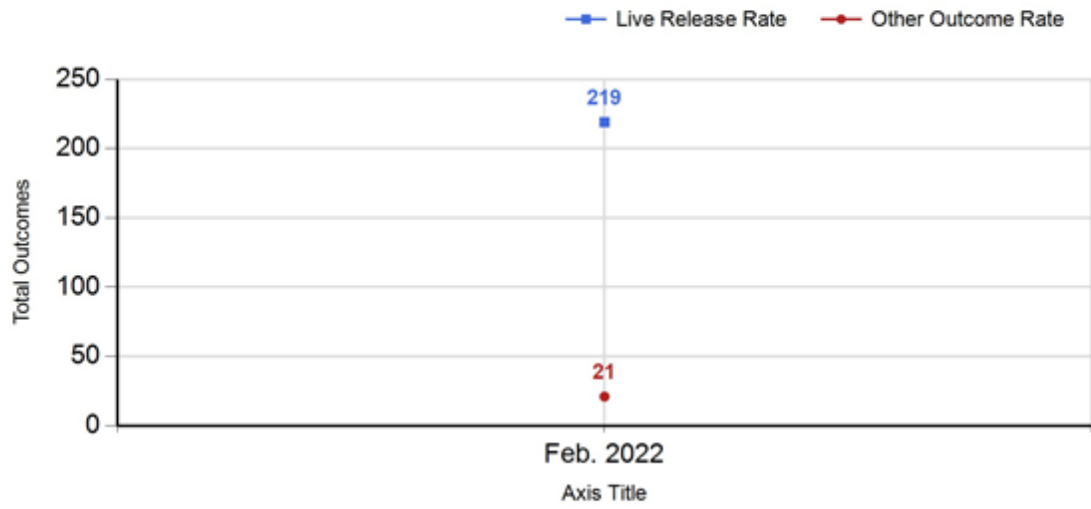
Feline Live Release vs Other Outcome (Month to Month Comparison)

Percentage
2/1/2021 – 2/28/2021

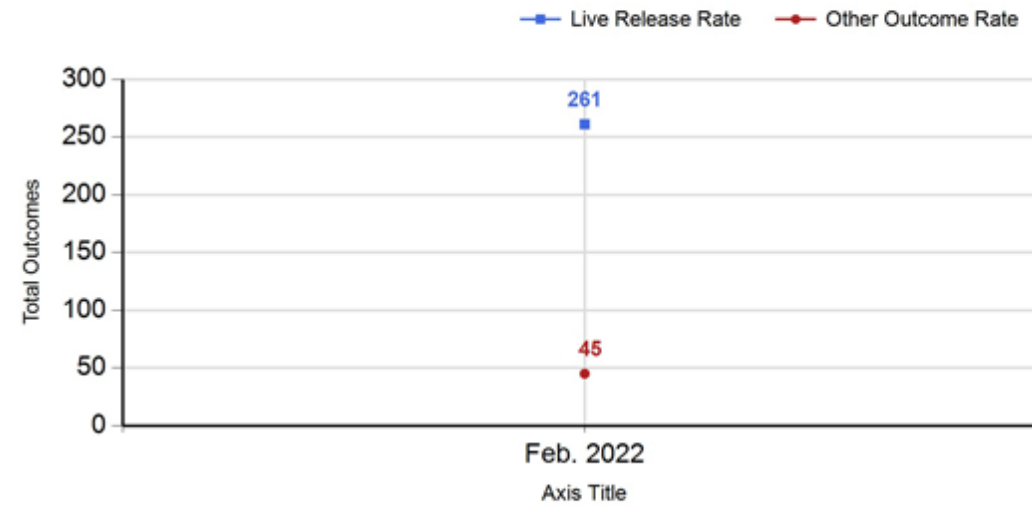
—■ Live Release Rate —● Other Outcome Rate



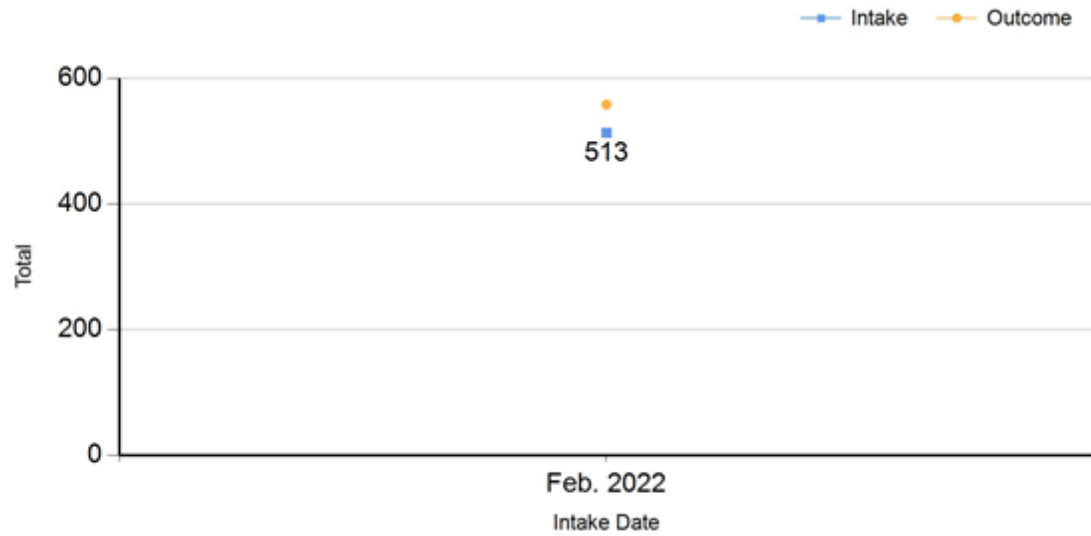
Canine Live Release vs Other Outcome (Month to Month Comparison)
Percentage
2/1/2021 – 2/28/2021



Feline Live Release vs Other Outcome (Month to Month Comparison)
Percentage
2/1/2021 – 2/28/2021



Total Intake & Outcome (Month to Month Comparison)
2/1/2021 – 2/28/2021



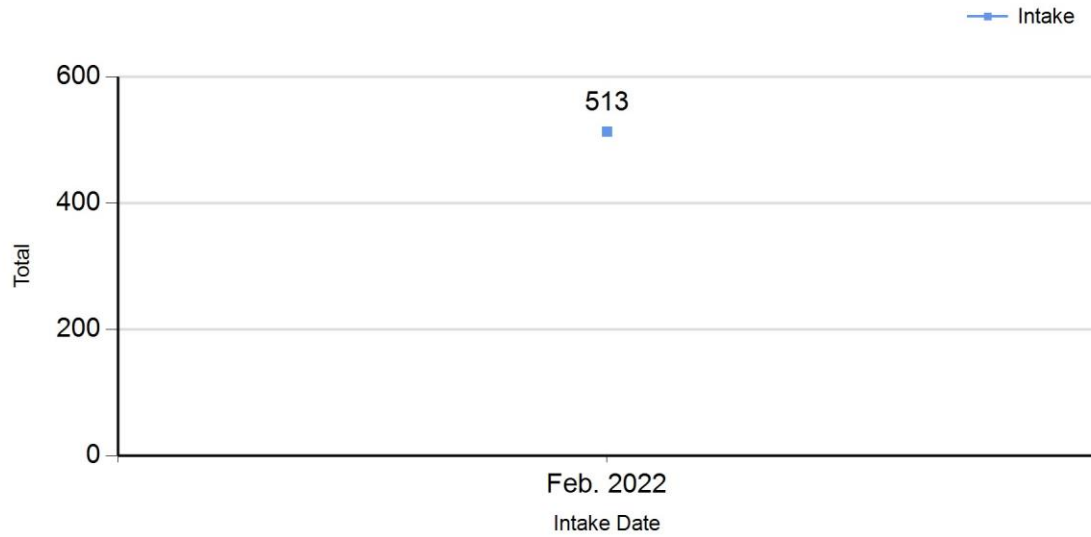
**Intake Statistics Pivoted by Species
(2/1/2022 - 2/28/2022)**

**Month to
Month
Comparison**

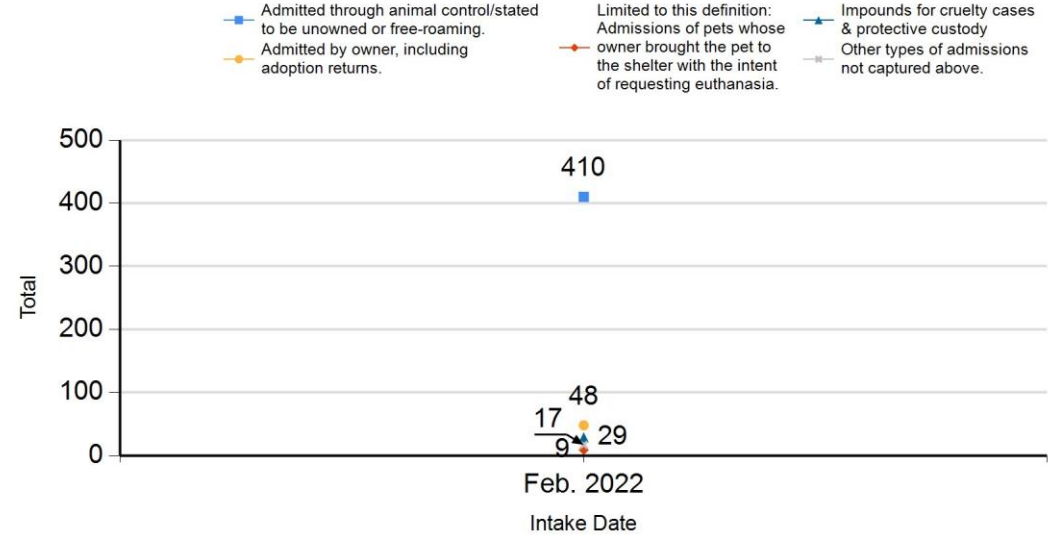
Species		Name	Total	Feb. 2022
Canine	B	Stray/At Large	173	173
	C	Relinquished by Owner	34	34
	D	Owner Intended Euthanasia	6	6
	E	Transferred in from Agency (Out of State)	0	0
	E	Transferred in from Agency (In State)	0	0
	F	Cruelty/Confiscate (Other Intakes)	14	14
	F	Returns (Other Intakes)	10	10
	F	Born in the Shelter (Other Intakes)	0	0
			Canine Live Intake	237
Feline	B	Stray/At Large	237	237
	C	Relinquished by Owner	14	14
	D	Owner Intended Euthanasia	3	3
	E	Transferred in from Agency (In State)	0	0
	E	Transferred in from Agency (Out of State)	0	0
	F	Cruelty/Confiscate (Other Intakes)	15	15
	F	Returns (Other Intakes)	7	7
	F	Born in the Shelter (Other Intakes)	0	0
			Feline Live Intake	276
	B	Stray/At Large	410	410
	C	Relinquished by Owner	48	48

	D	Owner Intended Euthanasia	9	9
	E	Transferred in from Agency (In State)	0	0
	E	Transferred in from Agency (Out of State)	0	0
	F	Cruelty/Confiscate (Other Intakes)	29	29
	F	Returns (Other Intakes)	17	17
	F	Born in the Shelter (Other Intakes)	0	0
	G	Total Live Intake	513	513

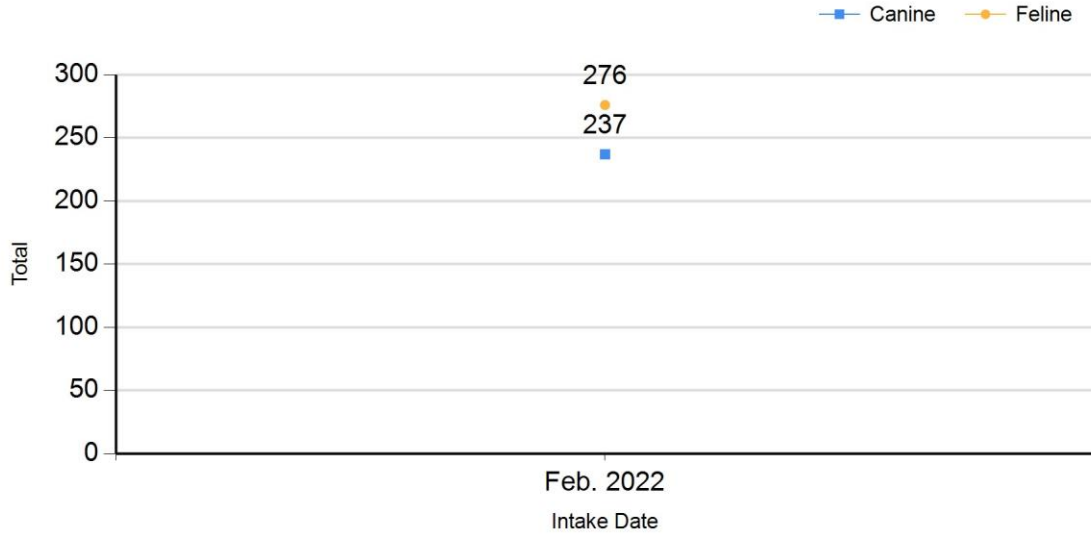
Total Intake (Month to Month Comparison)
2/1/2022 - 2/28/2022



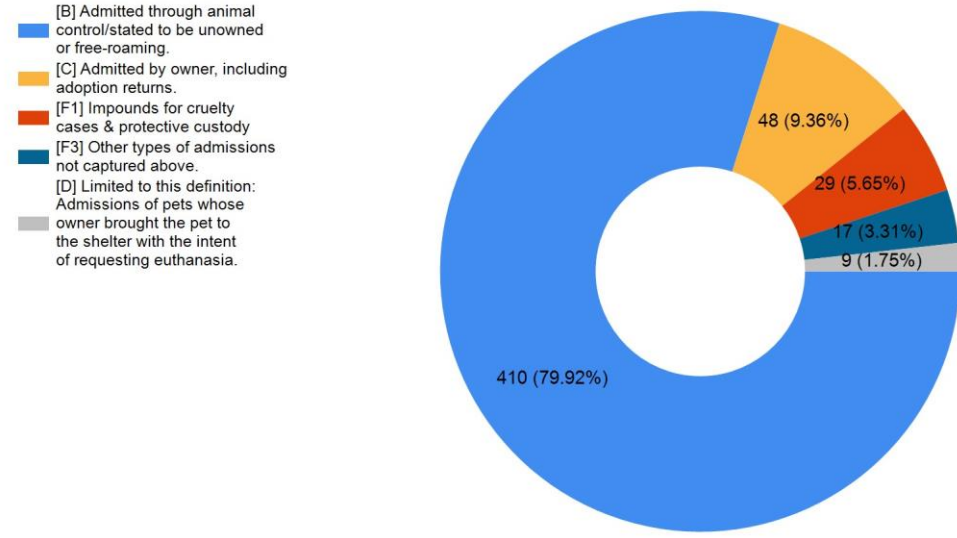
Total Intake (Month to Month Comparison)
2/1/2022 - 2/28/2022 by Intake Type



Total Intake (Month to Month Comparison)
2/1/2022 - 2/28/2022 by Species



Total Intake (Month to Month Comparison)
2/1/2022 - 2/28/2022 by Intake Type



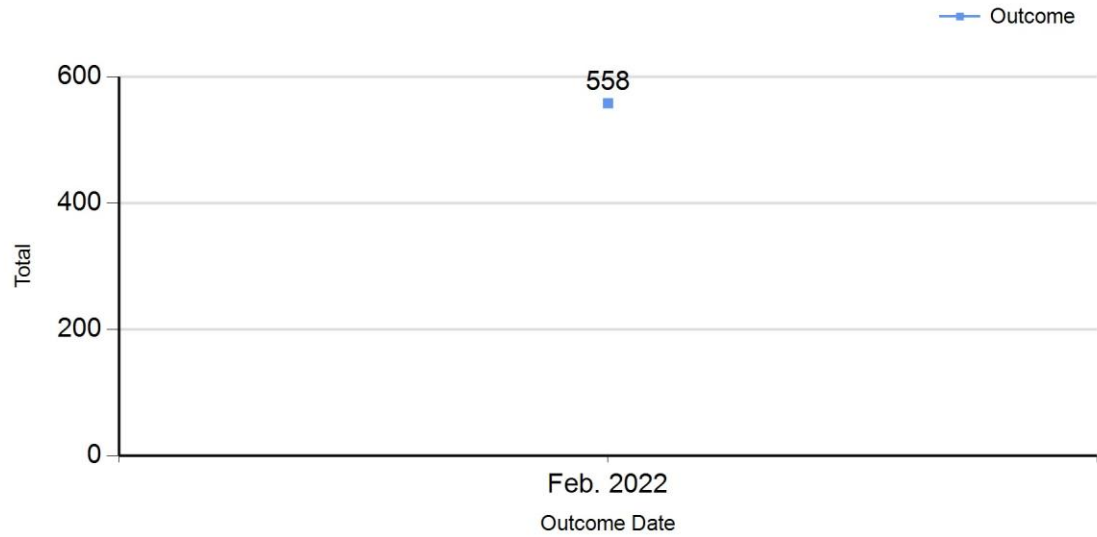
Outcome Statistics Pivoted by Species
(2/1/2022 - 2/28/2022)

**Month to
Month
Comparison**

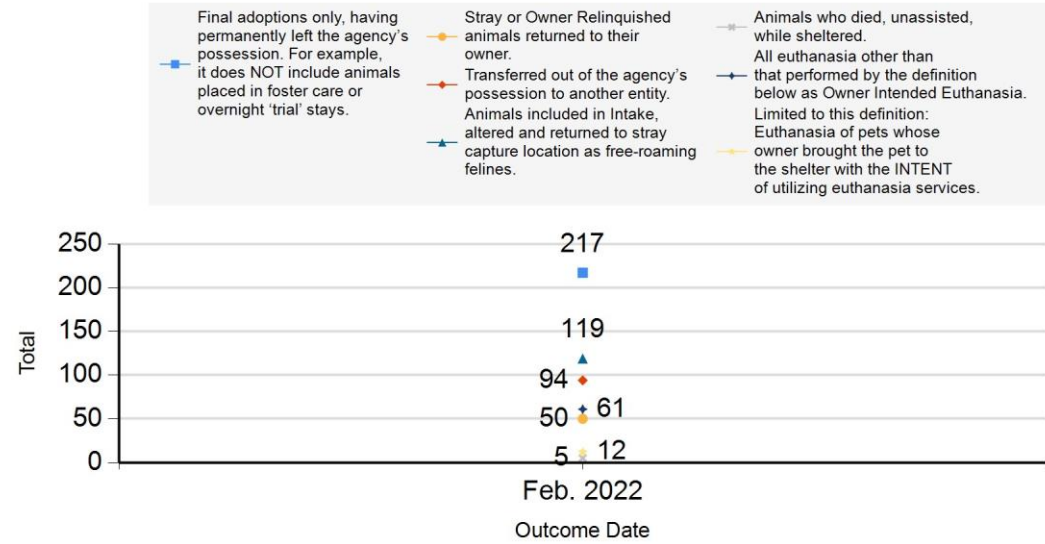
Species		Name	Total	Feb. 2022
Canine	H	Adoption	104	104
	I	Return to Owner	45	45
	J	Transferred to Another Agency	70	70
	K	Return to Field	0	0
	L	Other Live Outcomes	0	0
	M	Subtotal: Live Outcomes	219	219
	N	Died in Care	1	1
	O	Lost in Care	0	0
	P	Shelter Euthanasia	20	20
	Q	Owner Intended Euthanasia	8	8
	R	Subtotal: Other Outcomes	29	29
	Canine Total Outcome			248
Feline	H	Adoption	113	113
	I	Return to Owner	5	5
	J	Transferred to Another Agency	24	24
	K	Return to Field	119	119
	L	Other Live Outcomes	0	0
	M	Subtotal: Live Outcomes	261	261
	N	Died in Care	4	4
	O	Lost in Care	0	0
	P	Shelter Euthanasia	41	41
	Q	Owner Intended Euthanasia	4	4
	R	Subtotal: Other Outcomes	49	49
	Feline Total Outcome			310
	H	Adoption	217	217

	I	Return to Owner	50	50
	J	Transferred to Another Agency	94	94
	K	Return to Field	119	119
	L	Other Live Outcomes	0	0
	N	Died in Care	5	5
	O	Lost in Care	0	0
	P	Shelter Euthanasia	61	61
	Q	Owner Intended Euthanasia	12	12
	S	Total Outcome	558	558

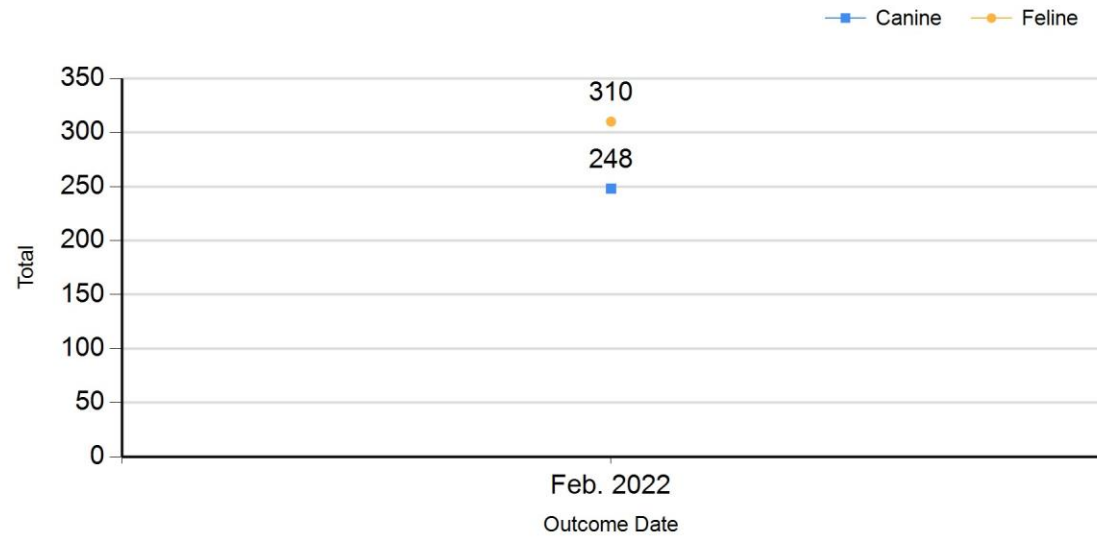
Total Outcome (Month to Month Comparison)
2/1/2022 - 2/28/2022



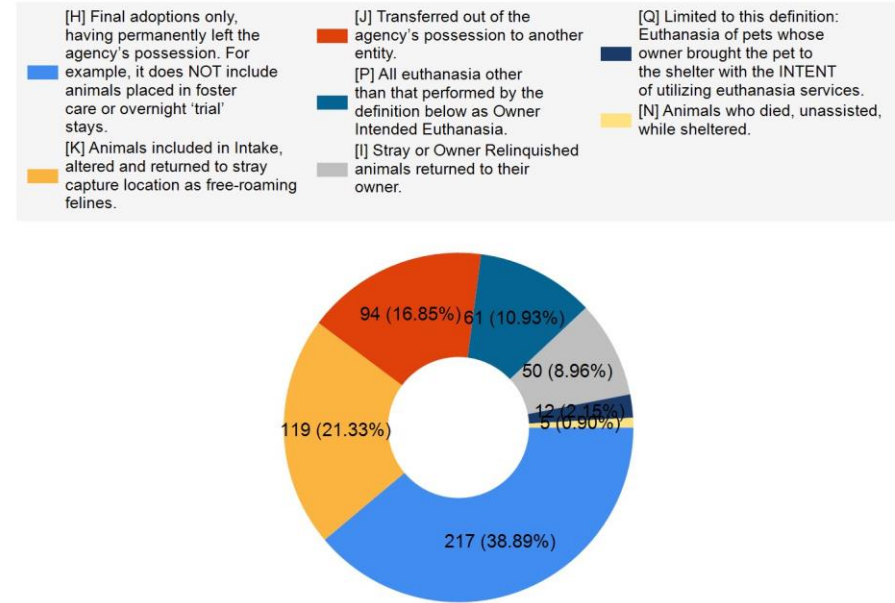
Total Outcome (Month to Month Comparison)
2/1/2022 - 2/28/2022 by Intake Type



Total Outcome (Month to Month Comparison)
2/1/2022 - 2/28/2022 by Species



Total Outcome (Month to Month Comparison)
2/1/2022 - 2/28/2022 by Outcome Type



	TOTAL			Canine			Feline		
	Live Release	Live Release (%)	Change (%)	Live Release	Live Release (%)	Change (%)	Live Release	Live Release (%)	Change (%)
Feb. 2022	480	87.91%	NaN	219	91.25%	NaN	261	85.29%	NaN

Formula:
 $M / (S \text{ subtract } Q)$
 $480 / (558 \text{ subtract } 12) = 87.91\%$

6/8/2022 1:28:34 PM