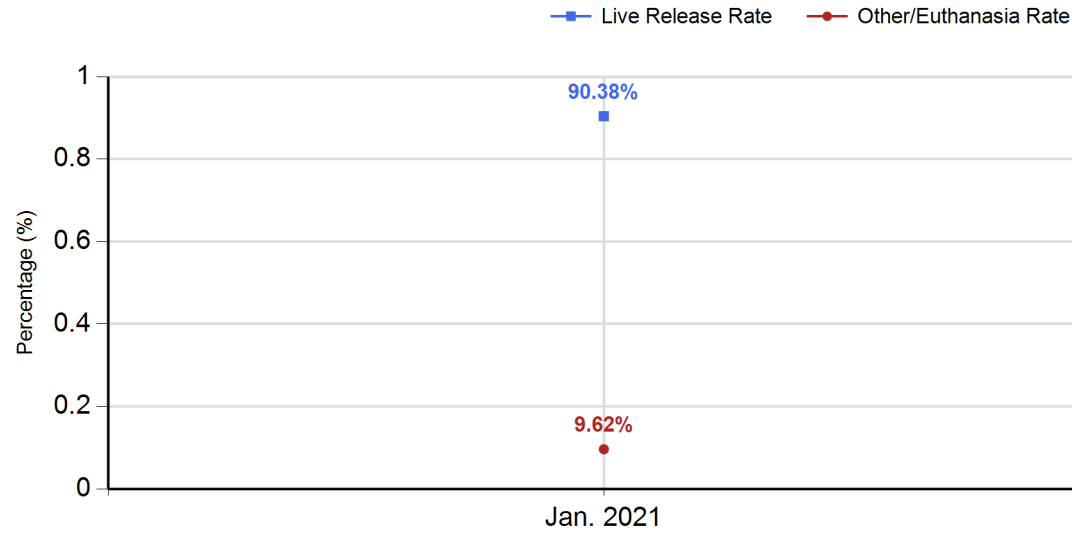


**Intake & Outcome Statistics
(1/1/2021 - 1/31/2021)
Pivoted by Intake & Outcome**

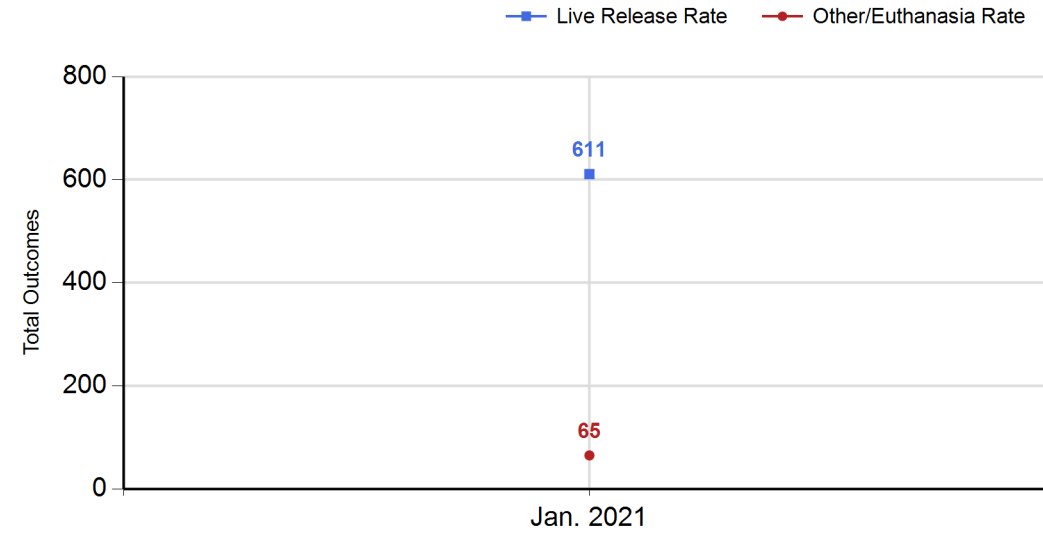
				Month to Month Stats	
				Jan. 2021	
		Canine	Feline	Total	
LIVE INTAKE					
B	Stray/At Large	195	253	448	448
C	Relinquished by Owner	25	13	38	38
D	Owner Intended Euthanasia	6	6	12	12
E	Transferred in from Agency (In State)	0	0	0	0
E	Transferred in from Agency (Out of State)	0	0	0	0
F	Cruelty/Confiscate (Other Intakes)	17	5	22	22
F	Born in the Shelter (Other Intakes)	0	0	0	0
F	Returns (Other Intakes)	8	0	8	8
G	Total Live Intake [B + C + D + E + F]	251	277	528	528
OUTCOMES					
H	Adoption	95	187	282	282
I	Return to Owner	75	7	82	82
J	Transferred to Another Agency	117	60	177	177
K	Return to Field	0	70	70	70
L	Other Live Outcomes	0	0	0	0
M	Subtotal: Live Outcomes [H + I + J + K + L]	287	324	611	611
N	Died in Care	1	4	5	5
O	Lost in Care	0	0	0	0
P	Shelter Euthanasia	7	39	46	46
Q	Owner Intended Euthanasia	8	6	14	14
R	Subtotal: Other Outcomes [N + O + P + Q]	16	49	65	65
S	Total Outcomes [M + R]	303	373	676	676
Asilomar "Lite" Live Release Rate:		94.72%	86.86%	90.38%	90.38%
Canine Live Release Rate				94.72%	94.72%
Feline Live Release Rate				86.86%	86.86%

Formula:
M / S
611 / 676 = 90.38%

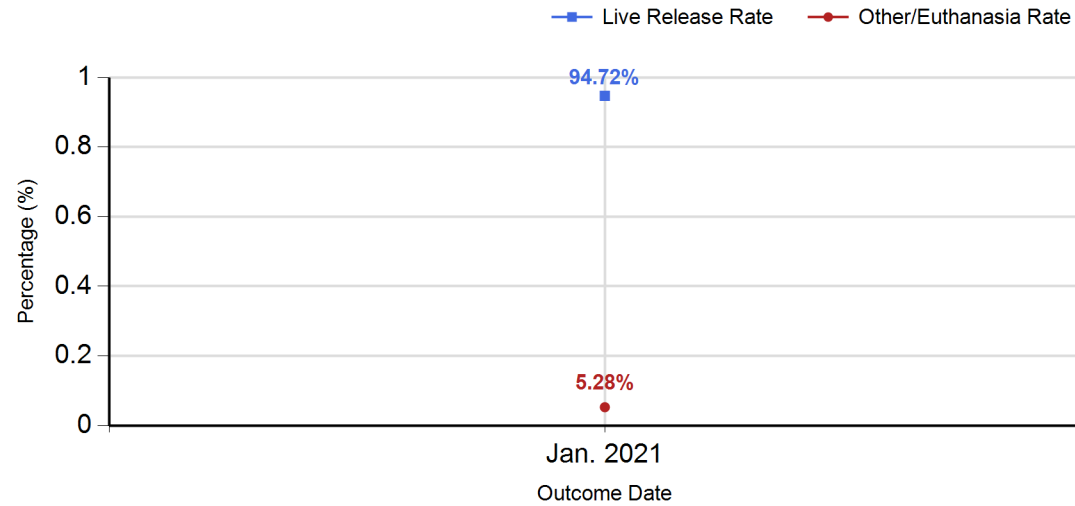
Live Release Rate vs Other & Euthanasia Rate (Month to Month Stats) Percentage
1/1/2021 - 1/31/2021



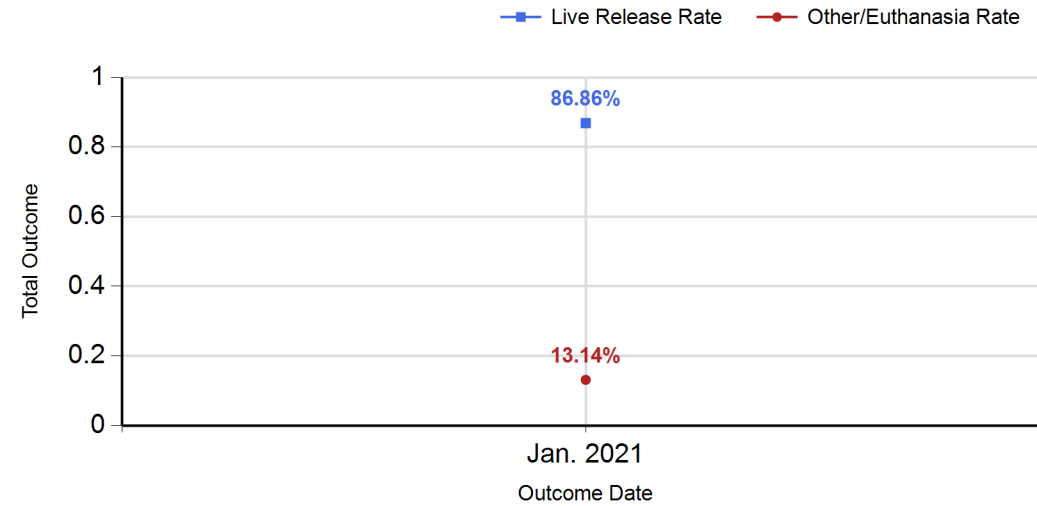
Live Release Rate vs Other & Euthanasia Rate (Month to Month Stats) Total
1/1/2021 - 1/31/2021



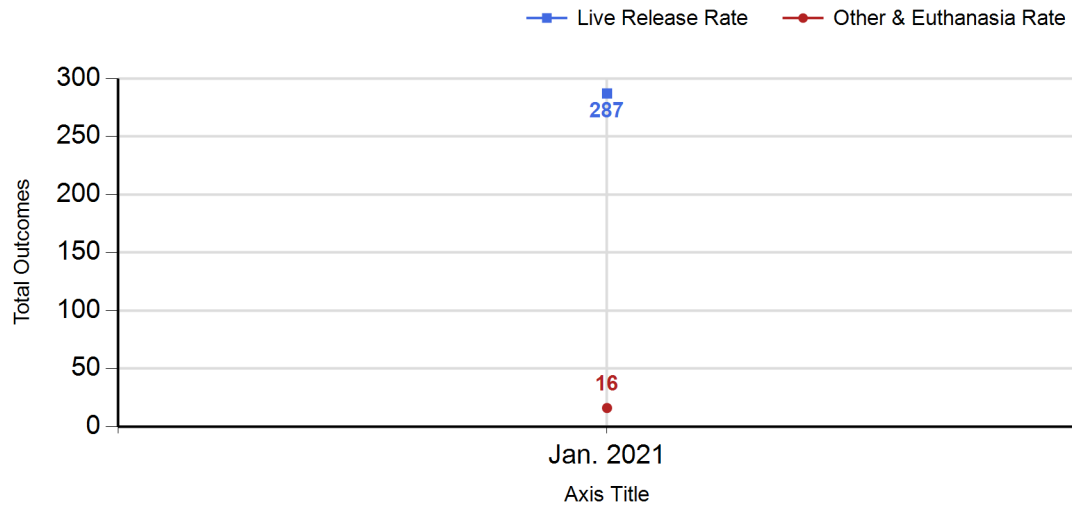
Canine Live Release Rate vs Other & Euthanasia Rate (Month to Month Stats) Percentage
1/1/2021 - 1/31/2021



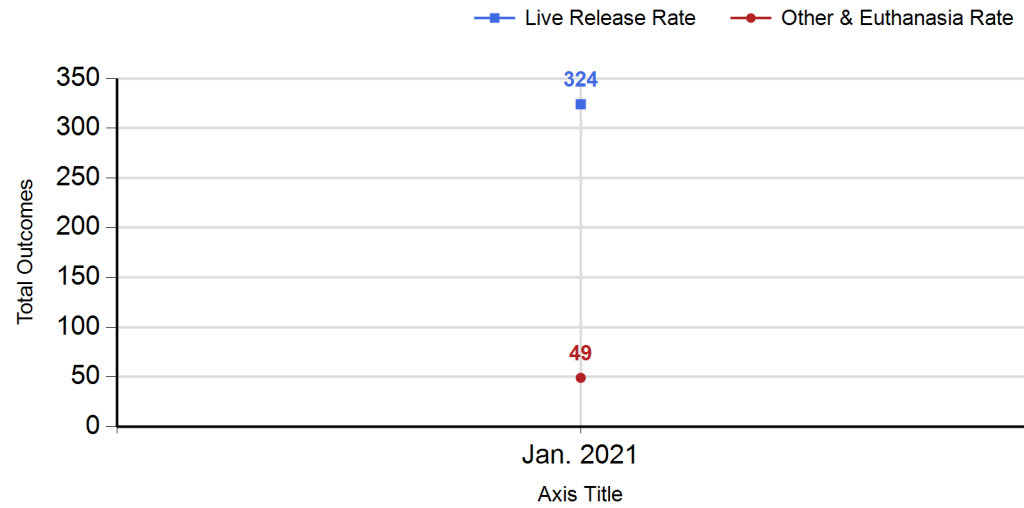
Feline Live Release Rate vs Other & Euthanasia Rate (Month to Month Stats) Percentage
1/1/2021 - 1/31/2021



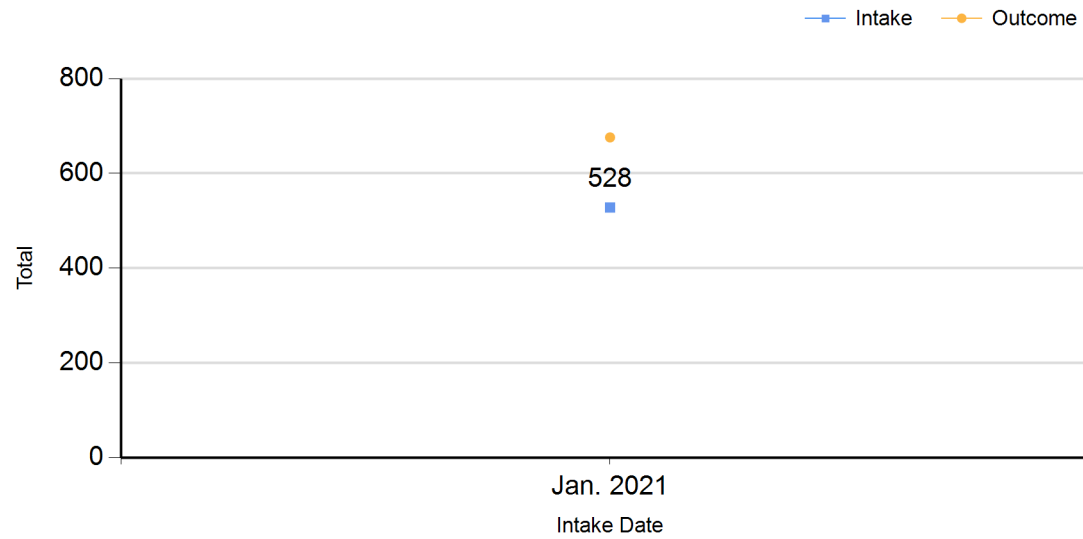
Canine Live Release Rate vs Other & Euthanasia Rate (Month to Month Stats)
Percentage
1/1/2021 - 1/31/2021



Feline Live Release Rate vs Other & Euthanasia Rate (Month to Month Stats)
Percentage
1/1/2021 - 1/31/2021

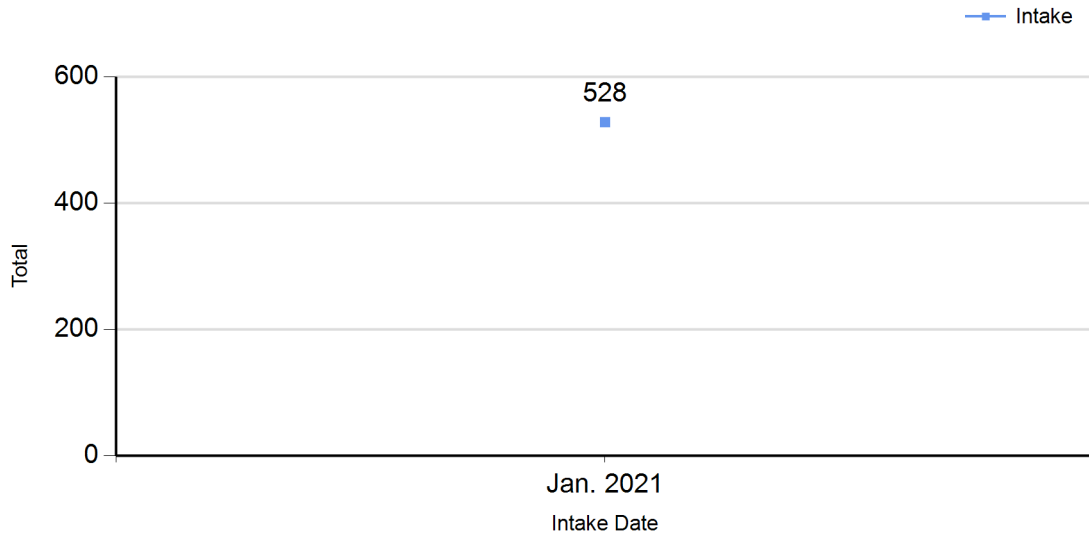


Total Intake & Outcome (Month to Month Stats)
1/1/2021 - 1/31/2021

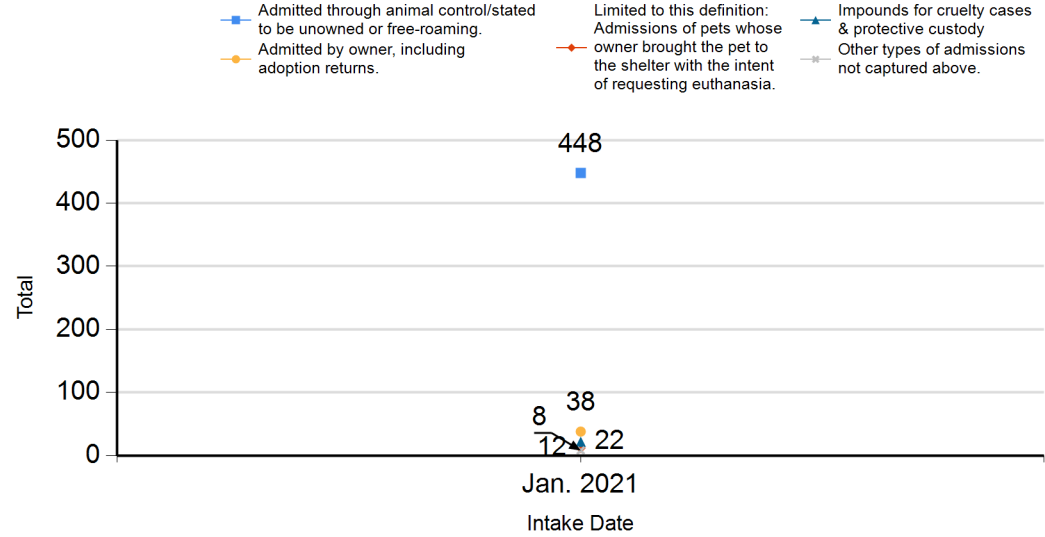


Intake Statistics Pivoted by Species (1/1/2021 - 1/31/2021)				Month to Month Stats
Species		Name	Total	Jan. 2021
Canine	B	Stray/At Large	195	195
	C	Relinquished by Owner	25	25
	D	Owner Intended Euthanasia	6	6
	E	Transferred in from Agency (In State)	0	0
	E	Transferred in from Agency (Out of State)	0	0
	F	Cruelty/Confiscate (Other Intakes)	17	17
	F	Born in the Shelter (Other Intakes)	0	0
	F	Returns (Other Intakes)	8	8
		Canine Live Intake	251	251
Feline	B	Stray/At Large	253	253
	C	Relinquished by Owner	13	13
	D	Owner Intended Euthanasia	6	6
	E	Transferred in from Agency (In State)	0	0
	E	Transferred in from Agency (Out of State)	0	0
	F	Cruelty/Confiscate (Other Intakes)	5	5
	F	Born in the Shelter (Other Intakes)	0	0
	F	Returns (Other Intakes)	0	0
		Feline Live Intake	277	277
	B	Stray/At Large	448	448
	C	Relinquished by Owner	38	38
	D	Owner Intended Euthanasia	12	12
	E	Transferred in from Agency (In State)	0	0
	E	Transferred in from Agency (Out of State)	0	0
	F	Cruelty/Confiscate (Other Intakes)	22	22
	F	Born in the Shelter (Other Intakes)	0	0
	F	Returns (Other Intakes)	8	8
	G	Total Live Intake	528	528

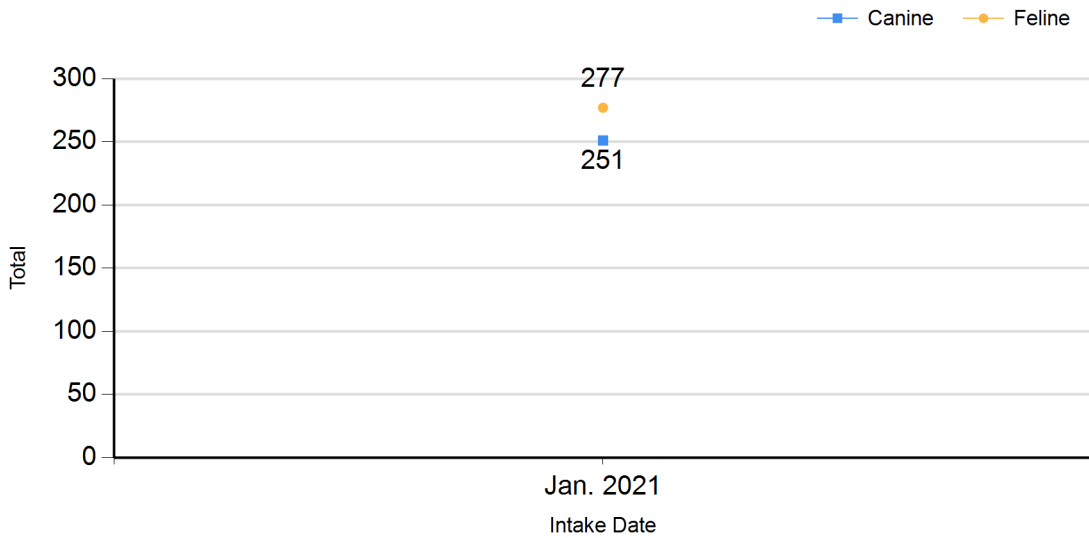
Total Intake (Month to Month Stats)
1/1/2021 - 1/31/2021



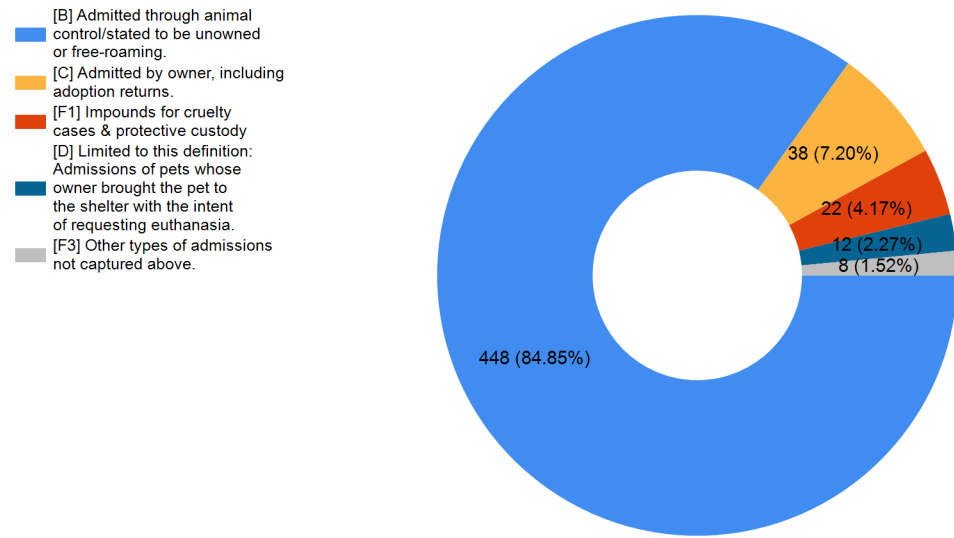
Total Intake (Month to Month Stats)
1/1/2021 - 1/31/2021 by Intake Type



Total Intake (Month to Month Stats)
1/1/2021 - 1/31/2021 by Species



Total Intake (Month to Month Stats)
1/1/2021 - 1/31/2021 by Intake Type

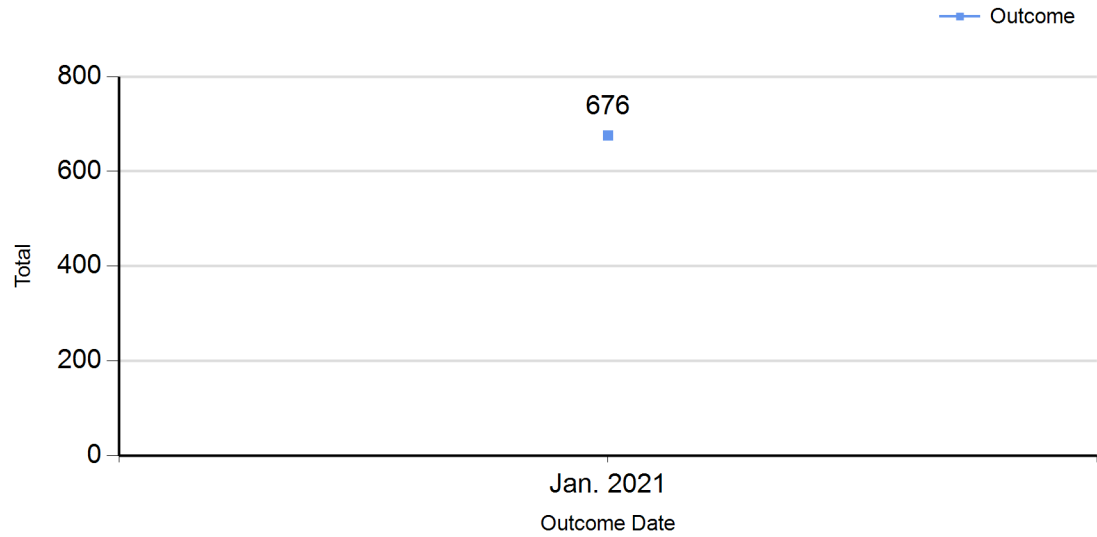


**Outcome Statistics Pivoted by Species
(1/1/2021 - 1/31/2021)**

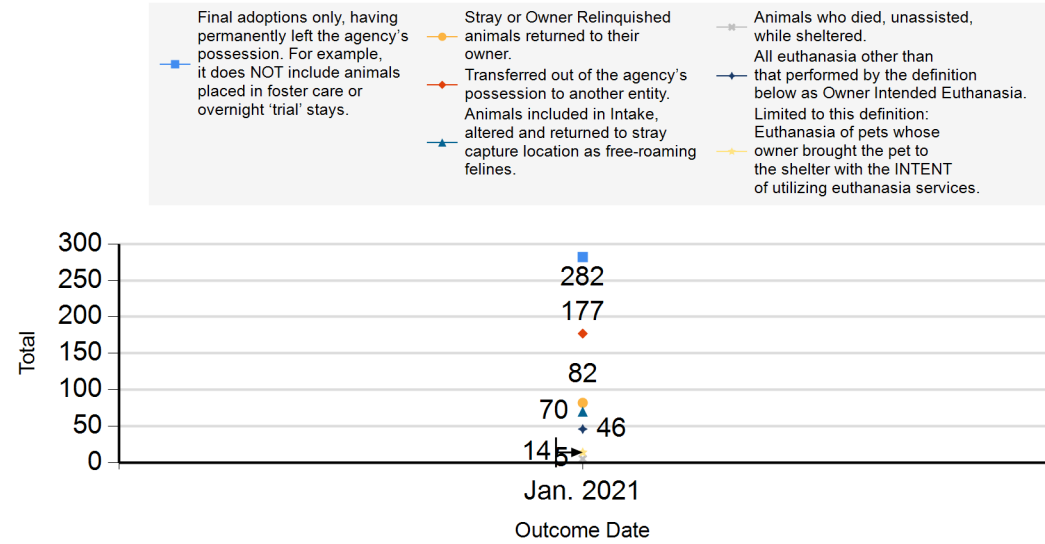
**Month to
Month
Stats**

Species		Name	Total	Jan. 2021
Canine	H	Adoption	95	95
	I	Return to Owner	75	75
	J	Transferred to Another Agency	117	117
	K	Return to Field	0	0
	L	Other Live Outcomes	0	0
	M	Subtotal: Live Outcomes	287	287
	N	Died in Care	1	1
	O	Lost in Care	0	0
	P	Shelter Euthanasia	7	7
	Q	Owner Intended Euthanasia	8	8
	R	Subtotal: Other Outcomes	16	16
		Canine Total Outcome	303	303
Feline	H	Adoption	187	187
	I	Return to Owner	7	7
	J	Transferred to Another Agency	60	60
	K	Return to Field	70	70
	L	Other Live Outcomes	0	0
	M	Subtotal: Live Outcomes	324	324
	N	Died in Care	4	4
	O	Lost in Care	0	0
	P	Shelter Euthanasia	39	39
	Q	Owner Intended Euthanasia	6	6
	R	Subtotal: Other Outcomes	49	49
		Feline Total Outcome	373	373
	H	Adoption	282	282
	I	Return to Owner	82	82
	J	Transferred to Another Agency	177	177
	K	Return to Field	70	70
	L	Other Live Outcomes	0	0
	N	Died in Care	5	5
	O	Lost in Care	0	0
	P	Shelter Euthanasia	46	46
	Q	Owner Intended Euthanasia	14	14
	S	Total Outcome	676	676

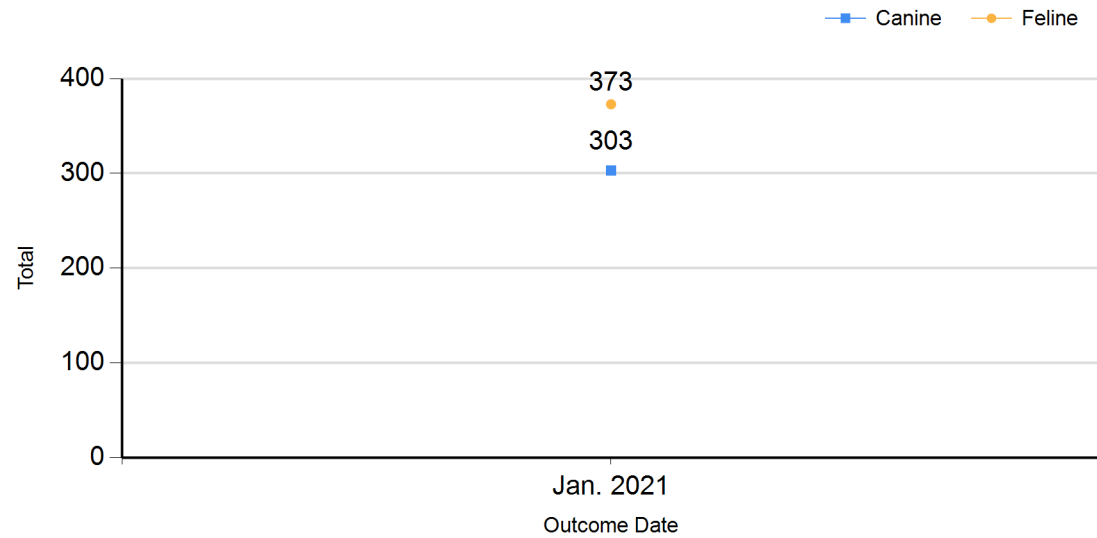
Total Outcome (Month to Month Stats)
1/1/2021 - 1/31/2021



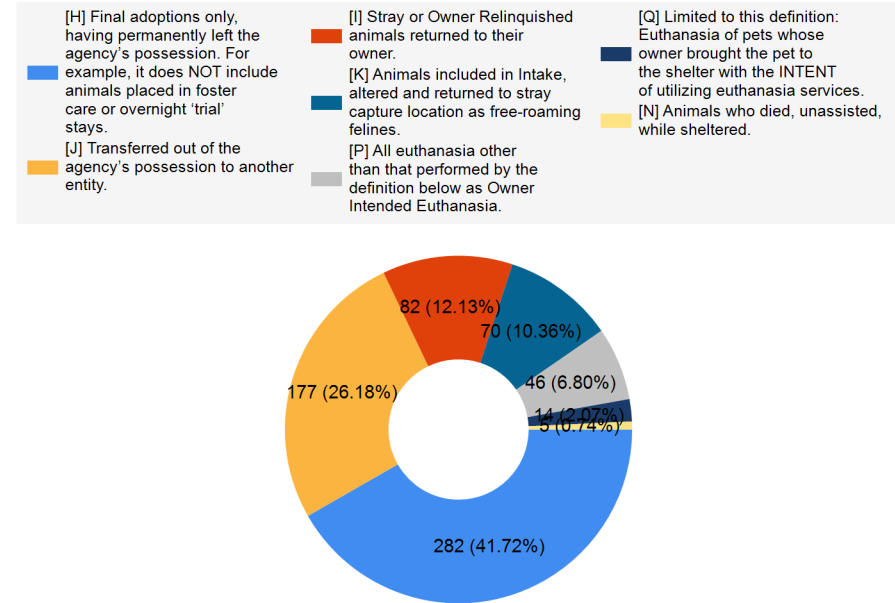
Total Outcome (Month to Month Stats)
1/1/2021 - 1/31/2021 by Intake Type



Total Outcome (Month to Month Stats)
1/1/2021 - 1/31/2021 by Species



Total Outcome (Month to Month Stats)
1/1/2021 - 1/31/2021 by Outcome Type



	TOTAL			Canine			Feline		
	Live Release	Live Release (%)	Change (%)	Live Release	Live Release (%)	Change (%)	Live Release	Live Release (%)	Change (%)
Jan. 2021	611	90.38%	NaN	287	94.72%	NaN	324	86.86%	NaN

Formula:
M/S
611 / 676 = 90.38%

Month Year	Canine				Feline			
	Beginning Inventory	Intake	Outcome	Ending Inventory	Beginning Inventory	Intake	Outcome	Ending Inventory
01/2021	142	251	303	90	213	277	373	117

*Trap, Neuter, and Release are not factored in Outcomes and Live Release Rate