

**Intake & Outcome Statistics  
(1/1/2022 - 1/31/2022)  
Pivoted by Intake & Outcome**

**Month to  
Month  
Comparison**

		Feline	Canine	Total	Jan. 2022
<b>LIVE INTAKE</b>					
<b>B</b>	Stray/At Large	271	162	<b>433</b>	433
<b>C</b>	Relinquished by Owner	59	17	<b>76</b>	76
<b>D</b>	Owner Intended Euthanasia	3	10	<b>13</b>	13
<b>E</b>	Transferred in from Agency (In State)	0	0	<b>0</b>	0
<b>E</b>	Transferred in from Agency (Out of State)	0	0	<b>0</b>	0
<b>F</b>	Cruelty/Confiscate (Other Intakes)	7	8	<b>15</b>	15
<b>F</b>	Born in the Shelter (Other Intakes)	0	0	<b>0</b>	0
<b>F</b>	Returns (Other Intakes)	5	7	<b>12</b>	12
<b>G</b>	<b>Total Live Intake</b> [ B + C + D + E + F ]	345	204	<b>549</b>	549
<b>OUTCOMES</b>					
<b>H</b>	Adoption	180	85	<b>265</b>	265
<b>I</b>	Return to Owner	7	39	<b>46</b>	46
<b>J</b>	Transferred to Another Agency	3	56	<b>59</b>	59
<b>K</b>	Return to Field	80	0	<b>80</b>	80
<b>L</b>	Other Live Outcomes	0	0	<b>0</b>	0
<b>M</b>	<b>Subtotal: Live Outcomes</b> [ H + I + J + K + L ]	270	180	<b>450</b>	450
<b>N</b>	Died in Care	2	0	<b>2</b>	2
<b>O</b>	Lost in Care	0	0	<b>0</b>	0
<b>P</b>	Shelter Euthanasia	43	21	<b>64</b>	64
<b>Q</b>	Owner Intended Euthanasia	3	8	<b>11</b>	11

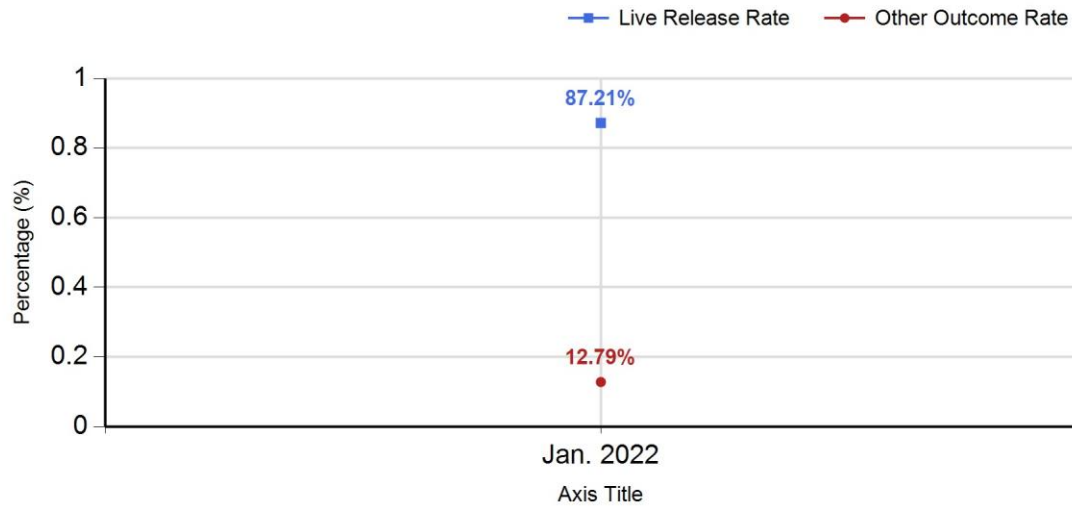
<b>R</b>	<b>Subtotal: Other Outcomes</b> [ N + O + P + Q ]	48	29	<b>77</b>	77
<b>S</b>	<b>Total Outcomes</b> [ M + R ]	318	209	<b>527</b>	527
	<b>Asilomar "Lite" Live Release Rate:</b>	85.71%	89.55%	<b>87.21%</b>	87.21%
	Canine Asilomar "Lite" Live Release Rate		89.55%		89.55%
	Feline Asilomar "Lite" Live Release Rate		85.71%		85.71%

**Formula:**

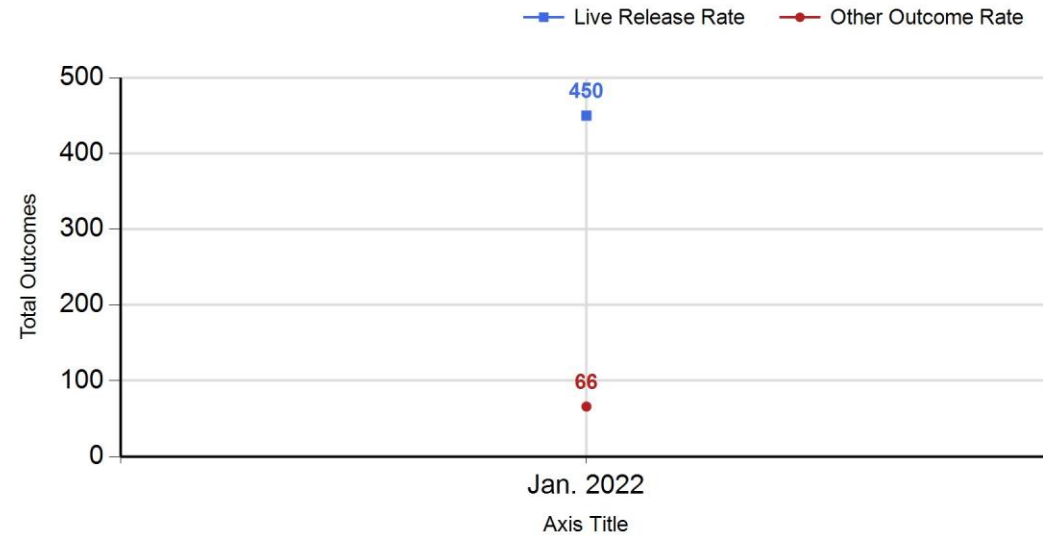
$$M / (S \text{ subtract } Q)$$

$$450 / ( 527 \text{ subtract } 11 ) = 87.21\%$$

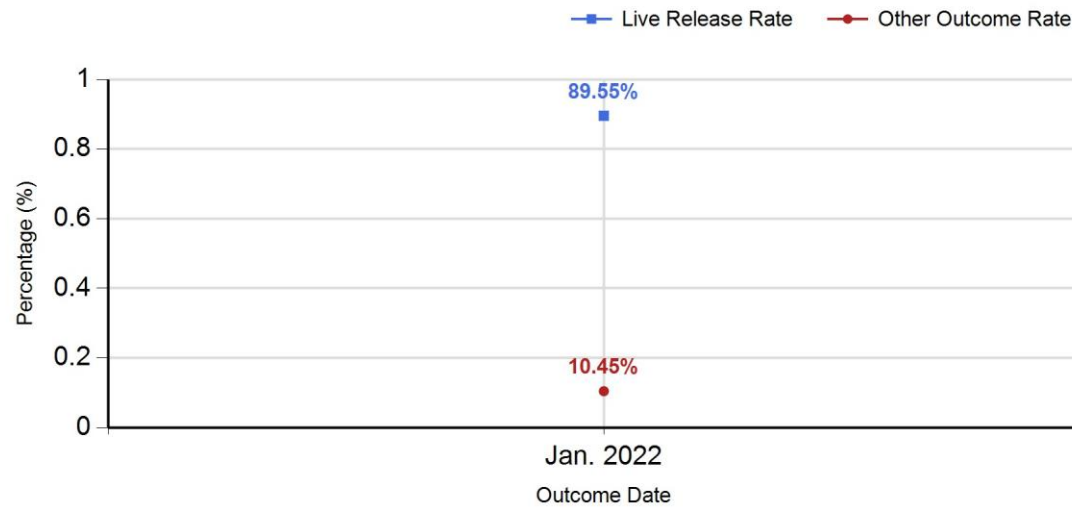
**Live Release Rate vs Other Outcome Rate (Month to Month Comparision)  
Percentage  
1/1/2022 - 1/31/2022**



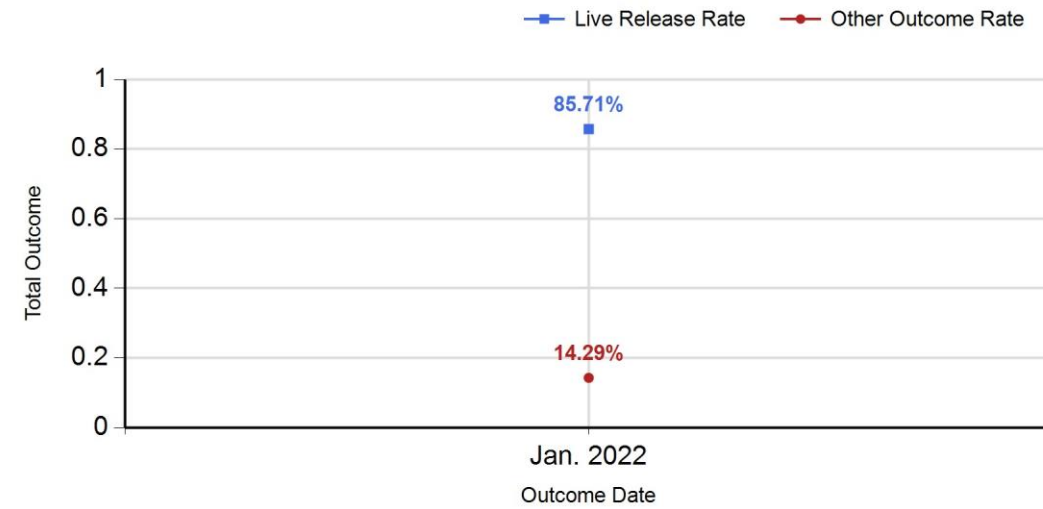
**Live Release Rate vs Other Outcome Rate (Month to Month Comparision) Total  
1/1/2022 - 1/31/2022**



**Canine Live Release Rate vs Other Outcome Rate (Month to Month Comparision)  
Percentage  
1/1/2022 - 1/31/2022**



**Feline Live Release Rate vs Other Outcome Rate (Month to Month Comparision)  
Percentage  
1/1/2022 - 1/31/2022**

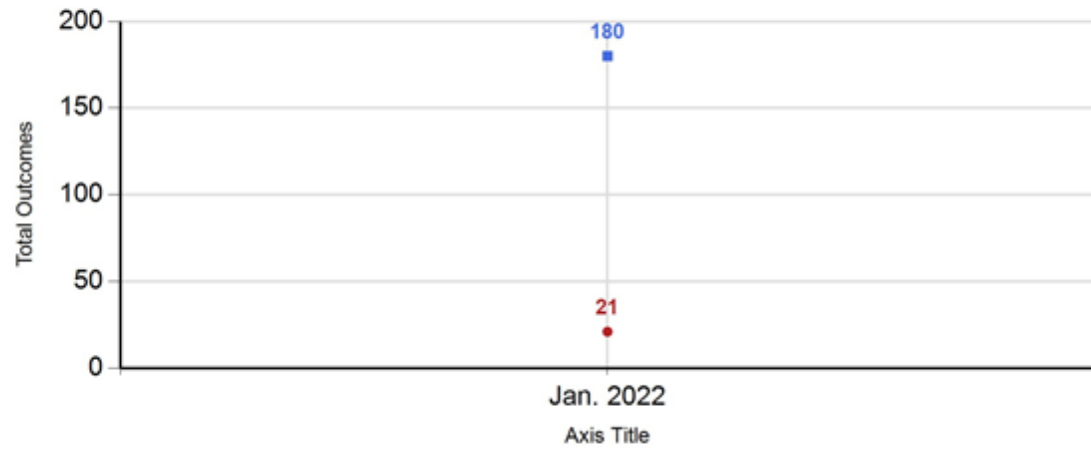


### Canine Live Release vs Other Outcome (Month to Month Comparison)

Percentage

1/1/2021 – 1/31/2021

— Live Release Rate — Other Outcome Rate

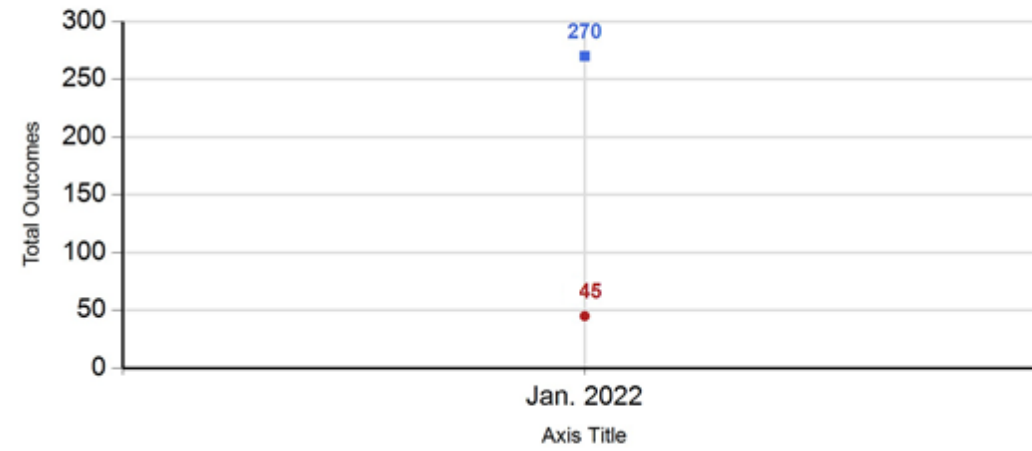


### Feline Live Release vs Other Outcome (Month to Month Comparison)

Percentage

1/1/2021 – 1/31/2021

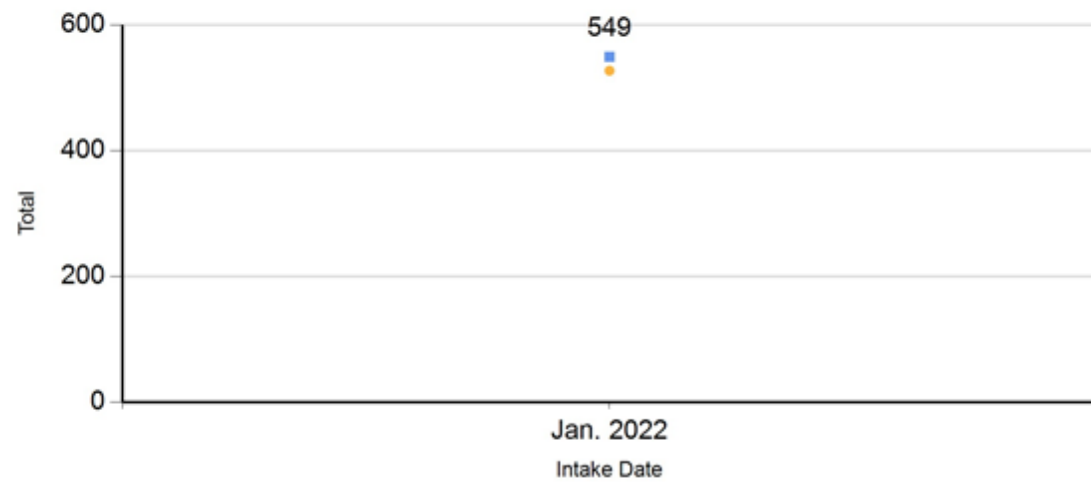
— Live Release Rate — Other Outcome Rate



### Total Intake & Outcome (Month to Month Comparison)

1/1/2021 – 1/31/2021

— Intake — Outcome



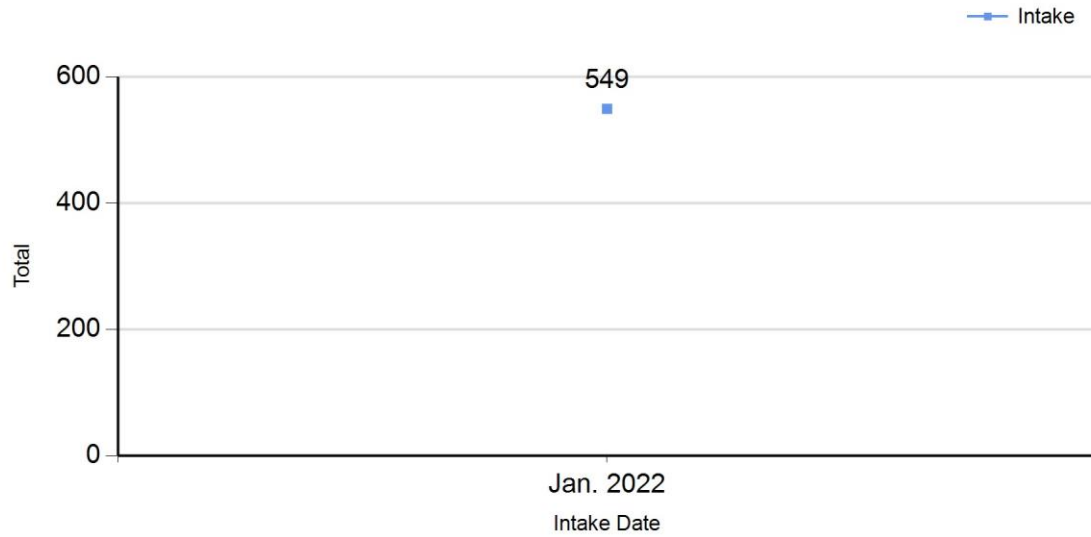
**Intake Statistics Pivoted by Species  
(1/1/2022 - 1/31/2022)**

**Month to  
Month  
Comparison**

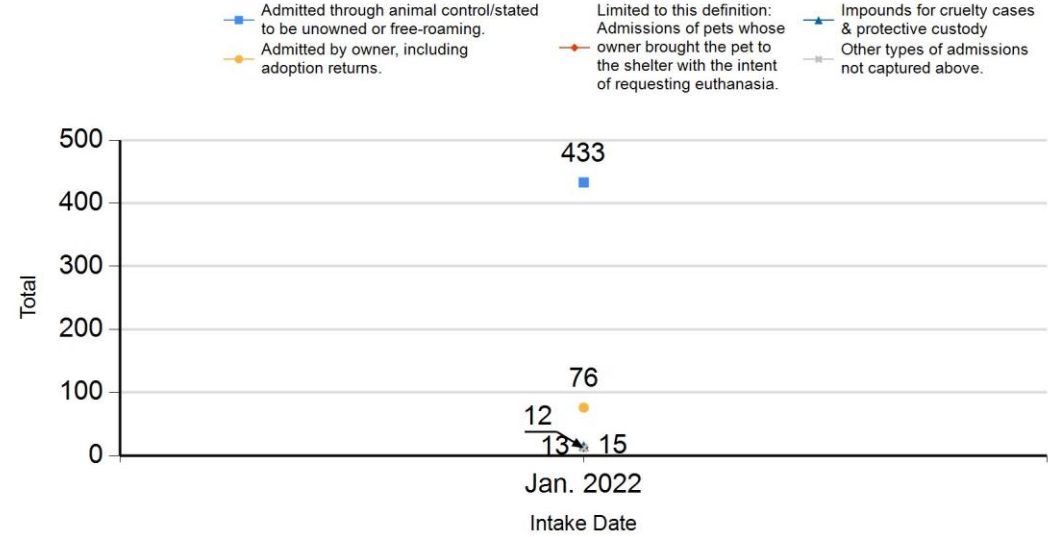
Species		Name	Total	Jan. 2022
<b>Feline</b>	B	Stray/At Large	271	271
	C	Relinquished by Owner	59	59
	D	Owner Intended Euthanasia	3	3
	E	Transferred in from Agency (In State)	0	0
	E	Transferred in from Agency (Out of State)	0	0
	F	Cruelty/Confiscate (Other Intakes)	7	7
	F	Returns (Other Intakes)	5	5
	F	Born in the Shelter (Other Intakes)	0	0
			<b>Feline Live Intake</b>	<b>345</b>
<b>Canine</b>	B	Stray/At Large	162	162
	C	Relinquished by Owner	17	17
	D	Owner Intended Euthanasia	10	10
	E	Transferred in from Agency (Out of State)	0	0
	E	Transferred in from Agency (In State)	0	0
	F	Cruelty/Confiscate (Other Intakes)	8	8
	F	Returns (Other Intakes)	7	7
	F	Born in the Shelter (Other Intakes)	0	0
			<b>Canine Live Intake</b>	<b>204</b>
	B	Stray/At Large	433	433
	C	Relinquished by Owner	76	76

	D	Owner Intended Euthanasia	13	13
	E	Transferred in from Agency (In State)	0	0
	E	Transferred in from Agency (Out of State)	0	0
	F	Cruelty/Confiscate (Other Intakes)	15	15
	F	Returns (Other Intakes)	12	12
	F	Born in the Shelter (Other Intakes)	0	0
	<b>G</b>	<b>Total Live Intake</b>	<b>549</b>	<b>549</b>

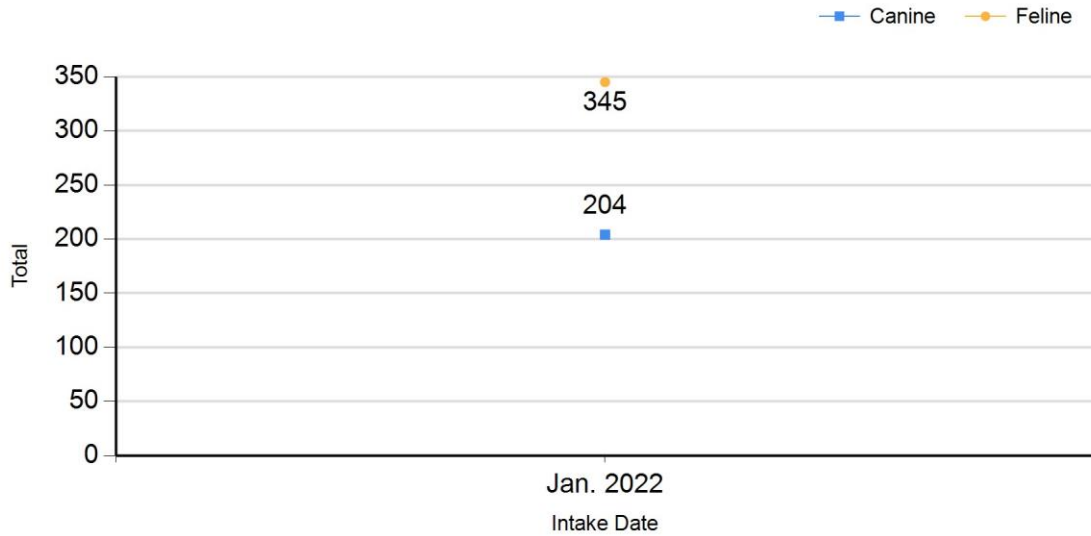
**Total Intake (Month to Month Comparison)**  
1/1/2022 - 1/31/2022



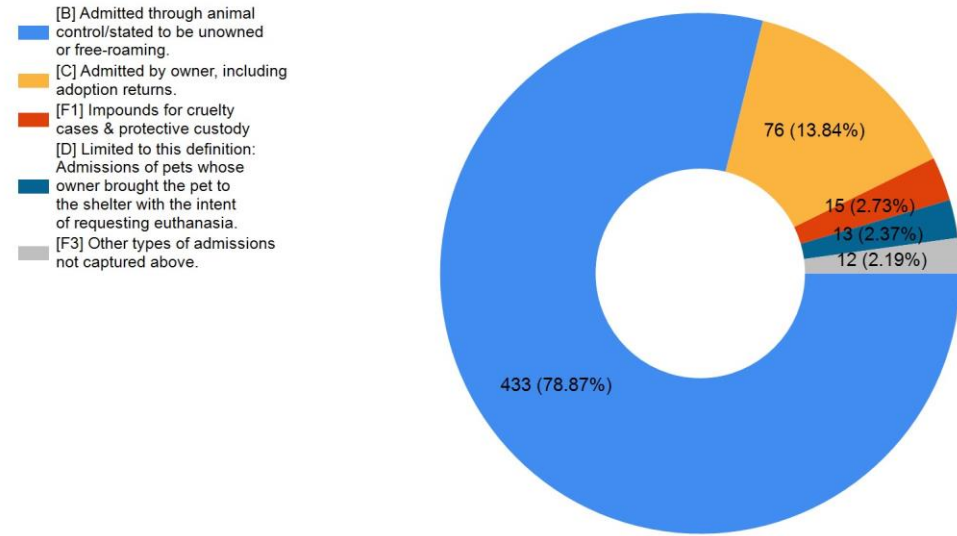
**Total Intake (Month to Month Comparison)**  
1/1/2022 - 1/31/2022 by Intake Type



**Total Intake (Month to Month Comparison)**  
1/1/2022 - 1/31/2022 by Species



**Total Intake (Month to Month Comparison)**  
1/1/2022 - 1/31/2022 by Intake Type



**Outcome Statistics Pivoted by Species  
(1/1/2022 - 1/31/2022)**

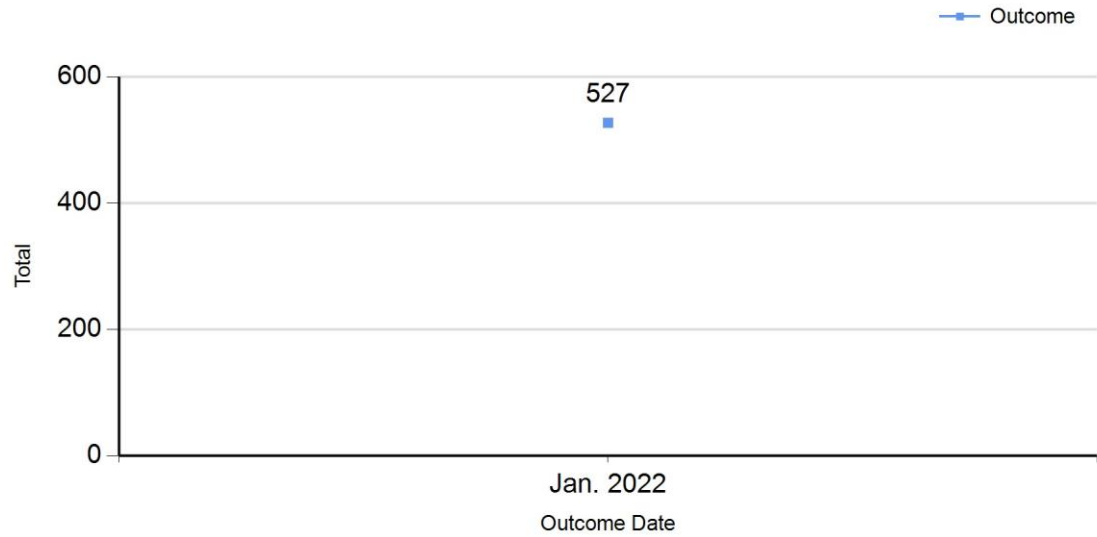
**Month to  
Month  
Comparison**

Species		Name	Total	Jan. 2022
<b>Feline</b>	H	Adoption	180	180
	I	Return to Owner	7	7
	J	Transferred to Another Agency	3	3
	K	Return to Field	80	80
	L	Other Live Outcomes	0	0
	<b>M</b>	<b>Subtotal: Live Outcomes</b>	<b>270</b>	<b>270</b>
	N	Died in Care	2	2
	O	Lost in Care	0	0
	P	Shelter Euthanasia	43	43
	Q	Owner Intended Euthanasia	3	3
	<b>R</b>	<b>Subtotal: Other Outcomes</b>	<b>48</b>	<b>48</b>
	<b>Feline Total Outcome</b>			<b>318</b>
<b>Canine</b>	H	Adoption	85	85
	I	Return to Owner	39	39
	J	Transferred to Another Agency	56	56
	K	Return to Field	0	0
	L	Other Live Outcomes	0	0
	<b>M</b>	<b>Subtotal: Live Outcomes</b>	<b>180</b>	<b>180</b>
	N	Died in Care	0	0
	O	Lost in Care	0	0
	P	Shelter Euthanasia	21	21
	Q	Owner Intended Euthanasia	8	8
	<b>R</b>	<b>Subtotal: Other Outcomes</b>	<b>29</b>	<b>29</b>
	<b>Canine Total Outcome</b>			<b>209</b>
	H	Adoption	265	265

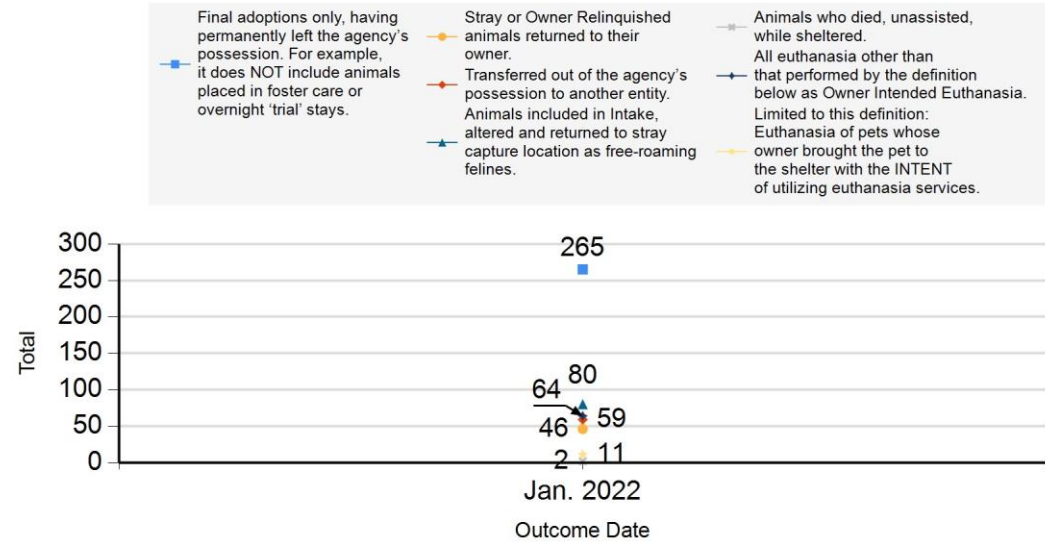


	I	Return to Owner	46	46
	J	Transferred to Another Agency	59	59
	K	Return to Field	80	80
	L	Other Live Outcomes	0	0
	N	Died in Care	2	2
	O	Lost in Care	0	0
	P	Shelter Euthanasia	64	64
	Q	Owner Intended Euthanasia	11	11
	<b>S</b>	<b>Total Outcome</b>	<b>527</b>	<b>527</b>

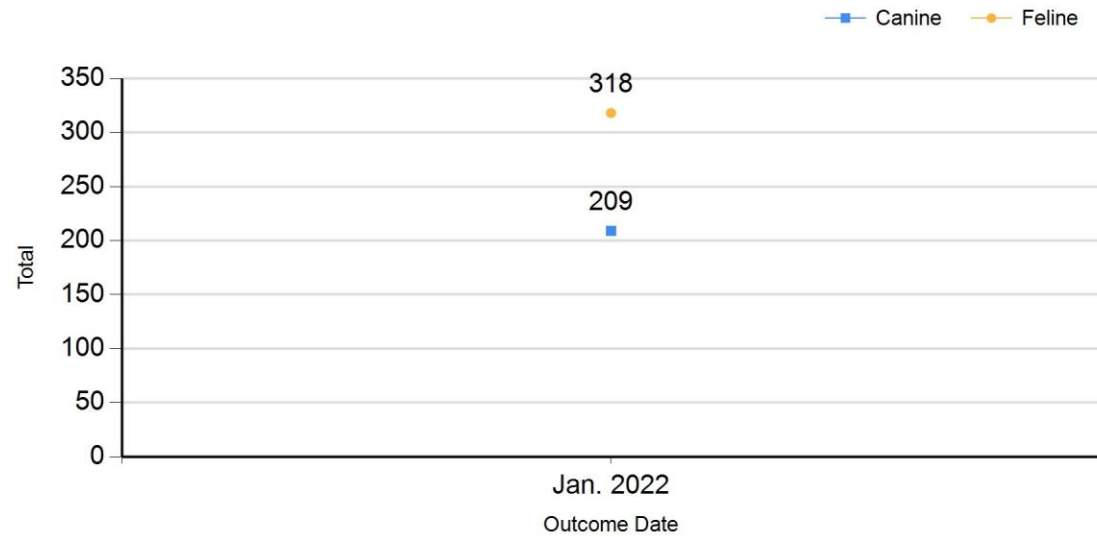
**Total Outcome (Month to Month Comparison)**  
1/1/2022 - 1/31/2022



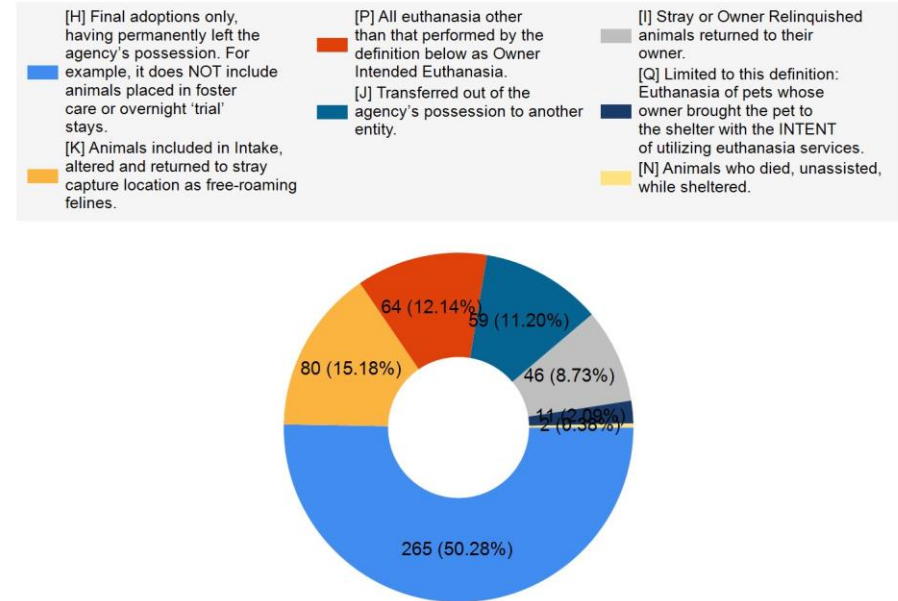
**Total Outcome (Month to Month Comparison)**  
1/1/2022 - 1/31/2022 by Intake Type



**Total Outcome (Month to Month Comparison)**  
1/1/2022 - 1/31/2022 by Species



**Total Outcome (Month to Month Comparison)**  
1/1/2022 - 1/31/2022 by Outcome Type



	TOTAL			Canine			Feline		
	Live Release	Live Release (%)	Change (%)	Live Release	Live Release (%)	Change (%)	Live Release	Live Release (%)	Change (%)
Jan. 2022	450	87.21%	NaN	180	89.55%	NaN	270	85.71%	NaN

*Formula:*  
**M / (S subtract Q)**  
**450 / ( 527 subtract 11 ) = 87.21%**

6/8/2022 1:27:39 PM