

Intake & Outcome Statistics
 (1/1/2023 - 1/31/2023)
 Pivoted by Intake & Outcome

**Month to
Month
Comparison**

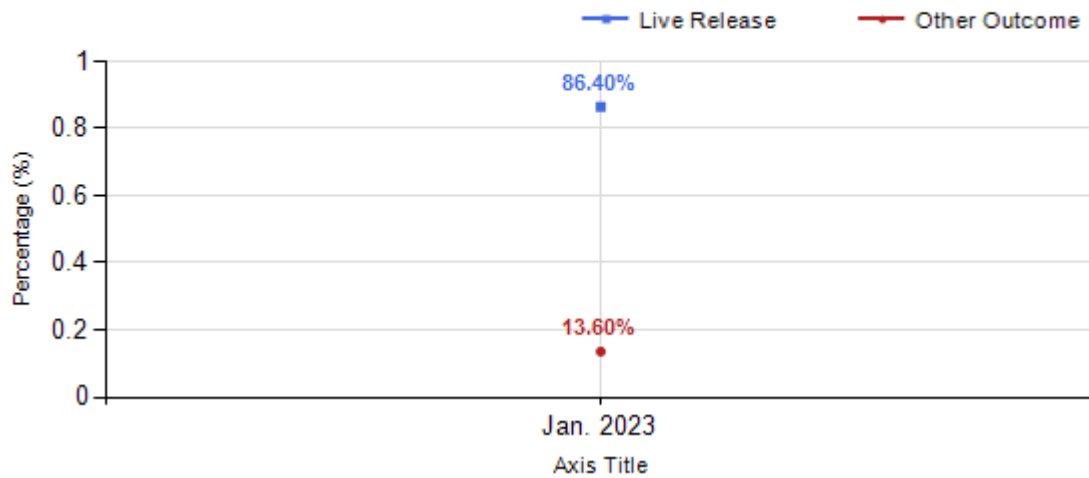
		Canine	Feline	Total	Jan. 2023
LIVE INTAKE					
B	Stray/At Large	170	327	497	497
C	Relinquished by Owner	40	62	102	102
D	Owner Intended Euthanasia	10	5	15	15
E	Transferred in from Agency (In State)	1	0	1	1
E	Transferred in from Agency (Out of State)	0	0	0	0
F	Cruelty/Confiscate (Other Intakes)	11	4	15	15
F	Born in the Shelter (Other Intakes)	0	0	0	0
F	Returns (Other Intakes)	4	3	7	7
G	Total Live Intake [B + C + D + E + F]	236	401	637	637

OUTCOMES					
H	Adoption	102	170	272	272
I	Return to Owner	36	2	38	38
J	Transferred to Another Agency	52	53	105	105
K	Return to Field	0	176	176	176
L	Other Live Outcomes	0	0	0	0
M	Subtotal: Live Outcomes [H + I + J + K + L]	190	401	591	591
N	Died in Care	0	7	7	7
O	Lost in Care	0	0	0	0
P	Shelter Euthanasia	31	55	86	86
Q	Owner Intended Euthanasia	14	7	21	21
R	Subtotal: Other Outcomes [N + O + P + Q]	45	69	114	114
S	Total Outcomes [M + R]	235	470	705	705
	Asilomar "Lite" Live Release Rate:	85.97%	86.61%	86.40%	86.40%
	Canine Asilomar "Lite" Live Release Rate			85.97%	85.97%
	Feline Asilomar "Lite" Live Release Rate			86.61%	86.61%

Formula:
 $M / (S \text{ subtract } Q) = 86.40\%$
 $591 / (705 \text{ subtract } 21) = 86.40\%$

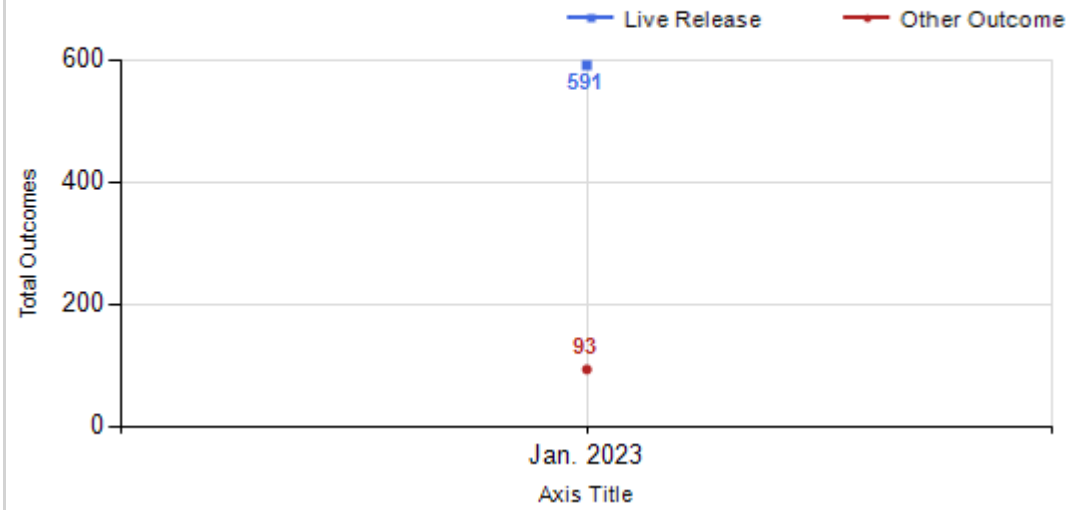
Live Release vs Other Outcome (Month to Month Comparison) Percentage

1/1/2023 – 1/31/2023



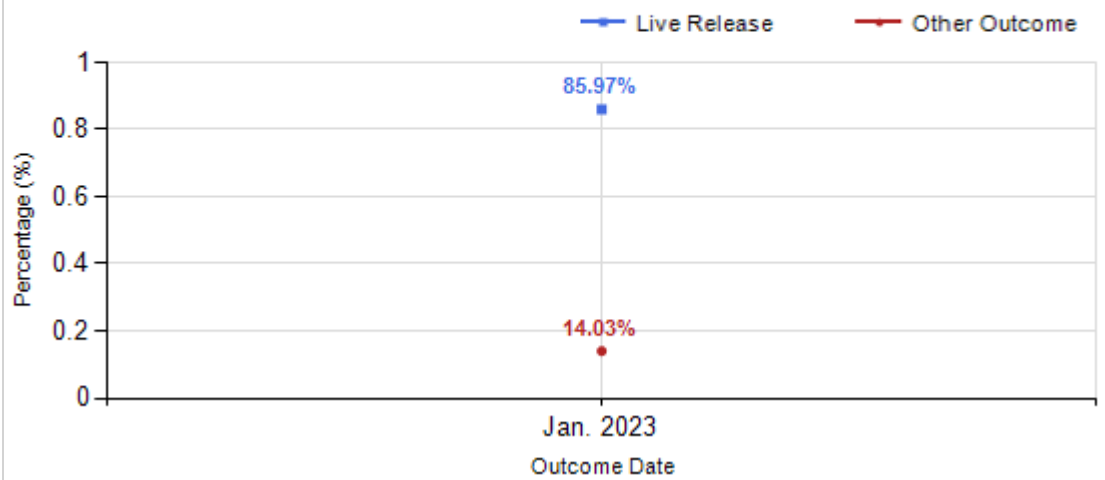
Live Release vs Other Outcome (Month to Month Comparison) Total

1/1/2023 – 1/31/2023



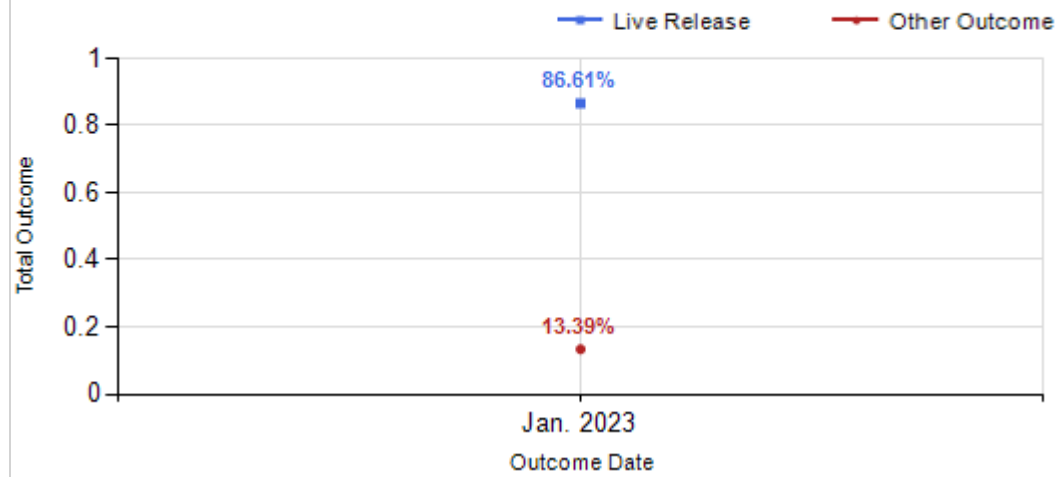
Canine Live Release vs Other Outcome (Month to Month Comparison) Percentage

1/1/2023 – 1/31/2023



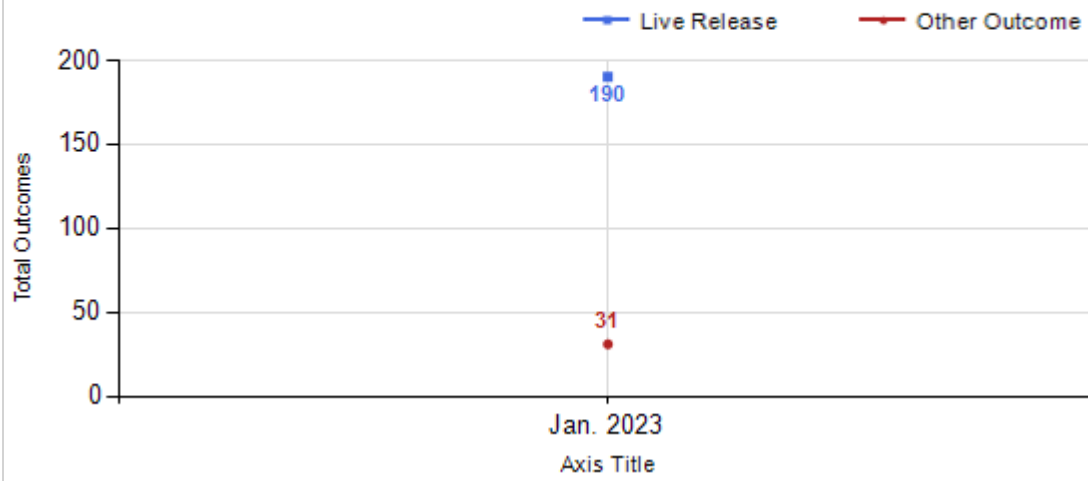
Feline Live Release vs Other Outcome (Month to Month Comparison) Percentage

1/1/2023 – 1/31/2023



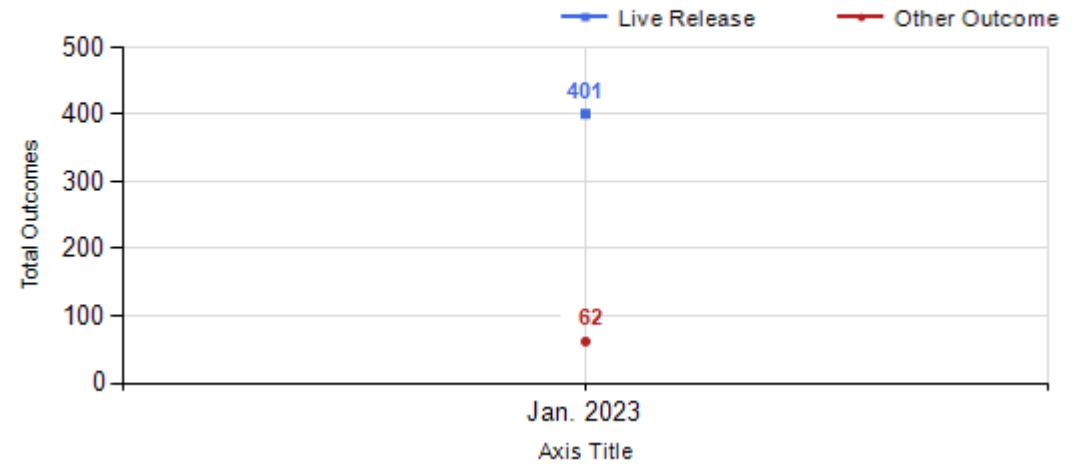
Canine Live Release vs Other Outcome (Month to Month Comparison)

1/1/2023 – 1/31/2023



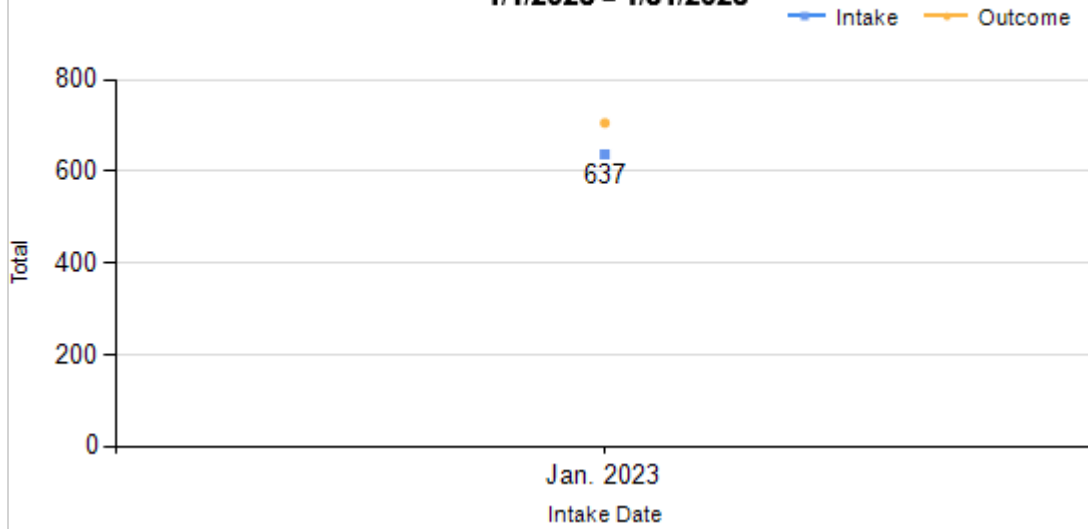
Feline Live Release vs Other Outcome (Month to Month Comparison)

1/1/2023 – 1/31/2023



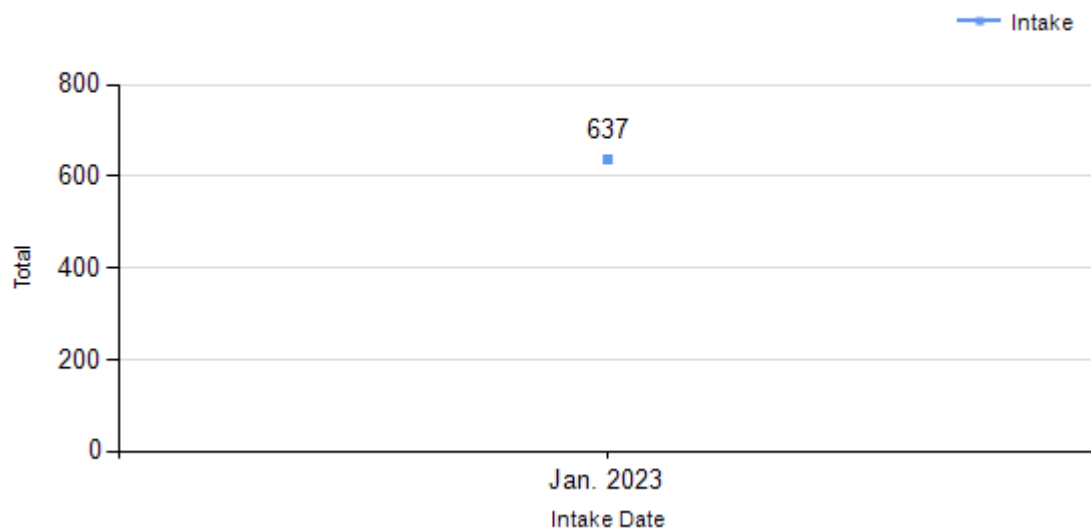
Total Intake & Outcome (Month to Month Comparison)

1/1/2023 – 1/31/2023

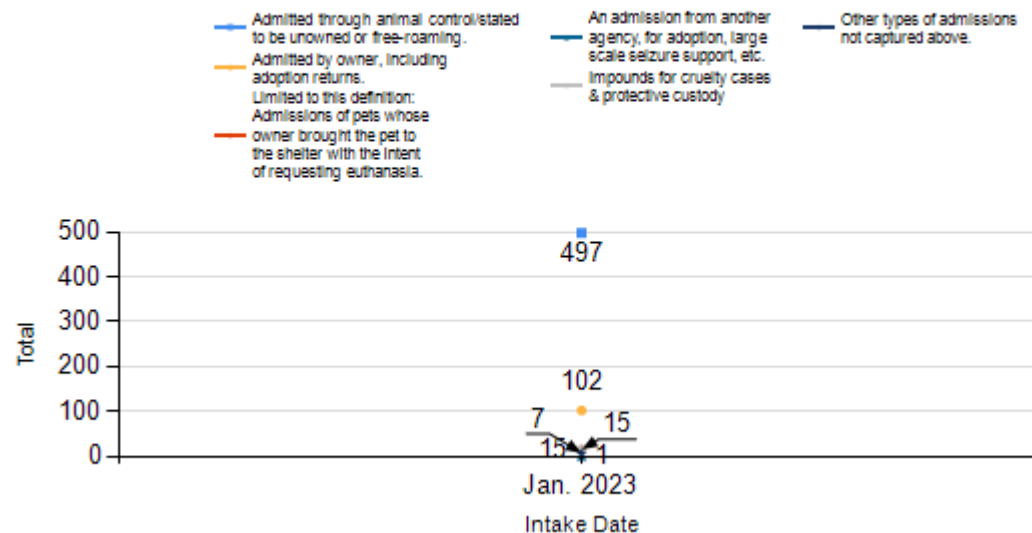


Intake Statistics Pivoted by Species (1/1/2023 - 1/31/2023)				Month to Month Comparison	
Species		Name	Total	Jan. 2023	
Canine	B	Stray/At Large	170	170	
	C	Relinquished by Owner	40	40	
	D	Owner Intended Euthanasia	10	10	
	E	Transferred in from Agency (In State)	1	1	
	E	Transferred in from Agency (Out of State)	0	0	
	F	Cruelty/Confiscate (Other Intakes)	11	11	
	F	Born in the Shelter (Other Intakes)	0	0	
	F	Returns (Other Intakes)	4	4	
			Canine Live Intake	236	236
Feline	B	Stray/At Large	327	327	
	C	Relinquished by Owner	62	62	
	D	Owner Intended Euthanasia	5	5	
	E	Transferred in from Agency (In State)	0	0	
	E	Transferred in from Agency (Out of State)	0	0	
	F	Cruelty/Confiscate (Other Intakes)	4	4	
	F	Born in the Shelter (Other Intakes)	0	0	
	F	Returns (Other Intakes)	3	3	
			Feline Live Intake	401	401
	B	Stray/At Large	497	497	
	C	Relinquished by Owner	102	102	
	D	Owner Intended Euthanasia	15	15	
	E	Transferred in from Agency (In State)	1	1	
	E	Transferred in from Agency (Out of State)	0	0	
	F	Cruelty/Confiscate (Other Intakes)	15	15	
	F	Born in the Shelter (Other Intakes)	0	0	
	F	Returns (Other Intakes)	7	7	
	G	Total Live Intake	637	637	

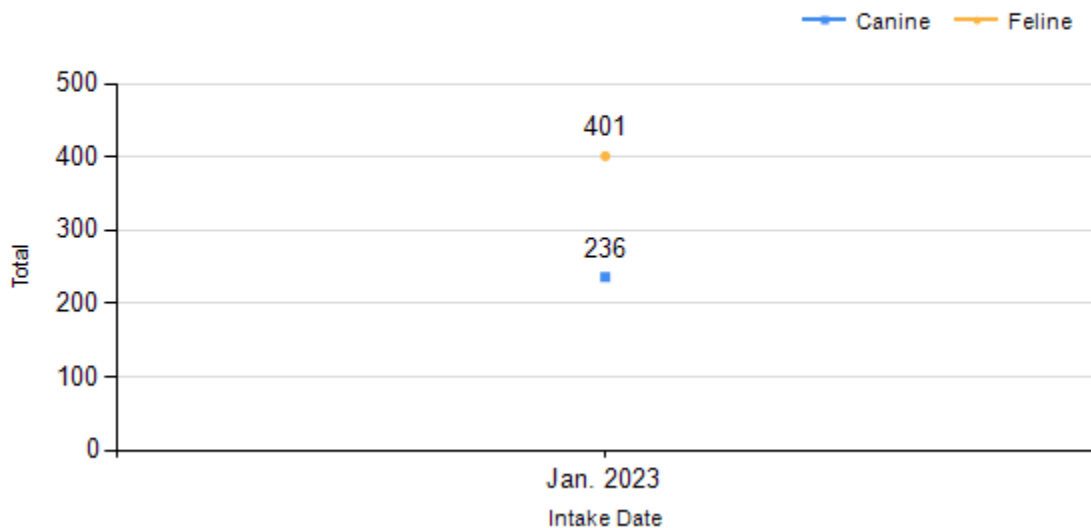
Total Intake (Month to Month Comparison)
1/1/2023 - 1/31/2023



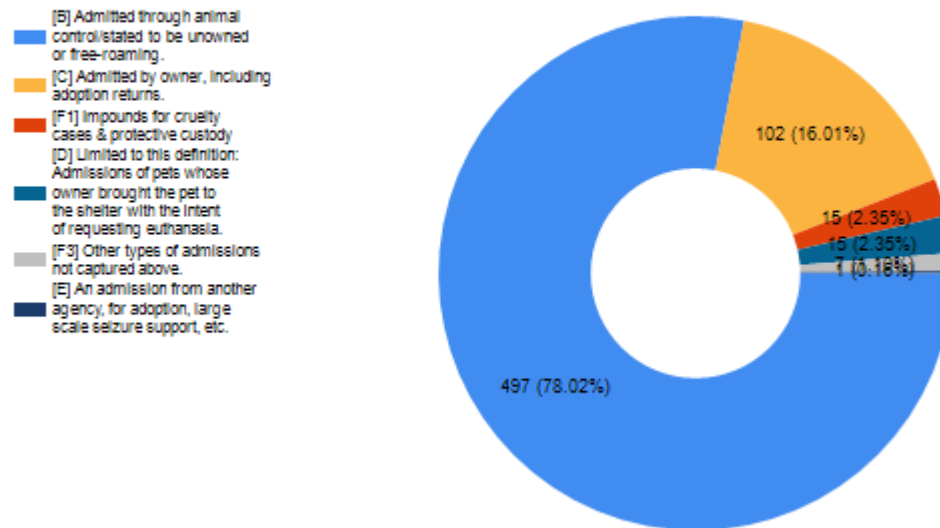
Total Intake (Month to Month Comparison)
1/1/2023 - 1/31/2023 by Intake Type



Total Intake (Month to Month Comparison)
1/1/2023 - 1/31/2023 by Species

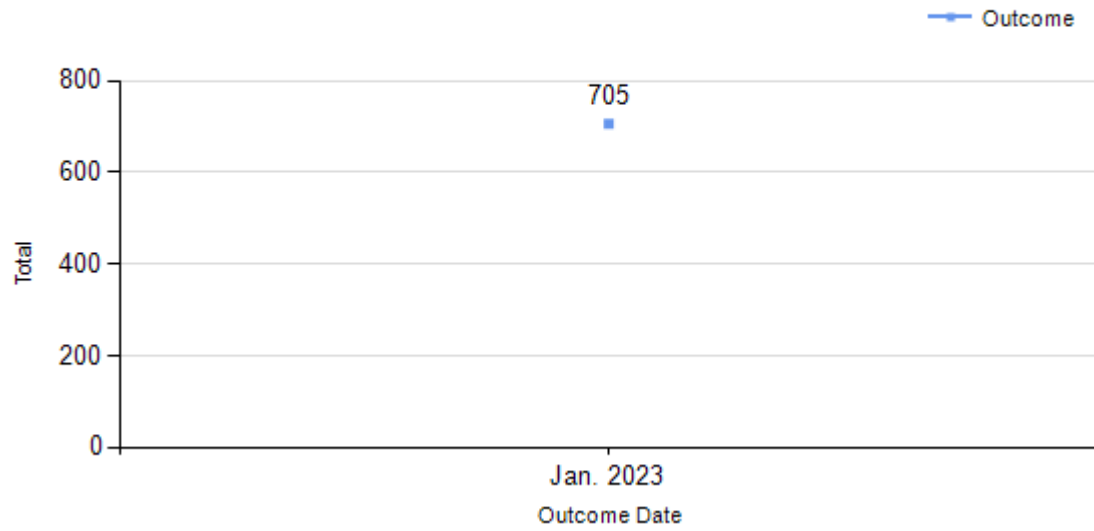


Total Intake (Month to Month Comparison)
1/1/2023 - 1/31/2023 by Intake Type

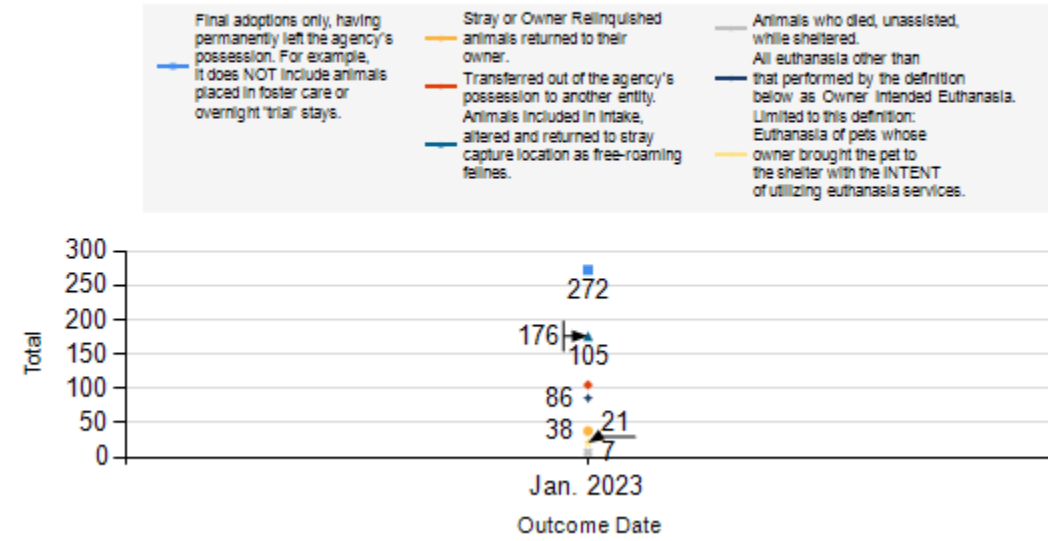


Outcome Statistics Pivoted by Species (1/1/2023 - 1/31/2023)				Month to Month Comparison	
Species		Name	Total	Jan. 2023	
Canine	H	Adoption	102	102	
	I	Return to Owner	36	36	
	J	Transferred to Another Agency	52	52	
	K	Return to Field	0	0	
	L	Other Live Outcomes	0	0	
	M	Subtotal: Live Outcomes	190	190	
	N	Died in Care	0	0	
	O	Lost in Care	0	0	
	P	Shelter Euthanasia	31	31	
	Q	Owner Intended Euthanasia	14	14	
	R	Subtotal: Other Outcomes	45	45	
	Canine Total Outcome			235	235
Feline	H	Adoption	170	170	
	I	Return to Owner	2	2	
	J	Transferred to Another Agency	53	53	
	K	Return to Field	176	176	
	L	Other Live Outcomes	0	0	
	M	Subtotal: Live Outcomes	401	401	
	N	Died in Care	7	7	
	O	Lost in Care	0	0	
	P	Shelter Euthanasia	55	55	
	Q	Owner Intended Euthanasia	7	7	
	R	Subtotal: Other Outcomes	69	69	
	Feline Total Outcome			470	470
	H	Adoption	272	272	
	I	Return to Owner	38	38	
	J	Transferred to Another Agency	105	105	
	K	Return to Field	176	176	
	L	Other Live Outcomes	0	0	
	N	Died in Care	7	7	
	O	Lost in Care	0	0	
	P	Shelter Euthanasia	86	86	
	Q	Owner Intended Euthanasia	21	21	
	S	Total Outcome	705	705	

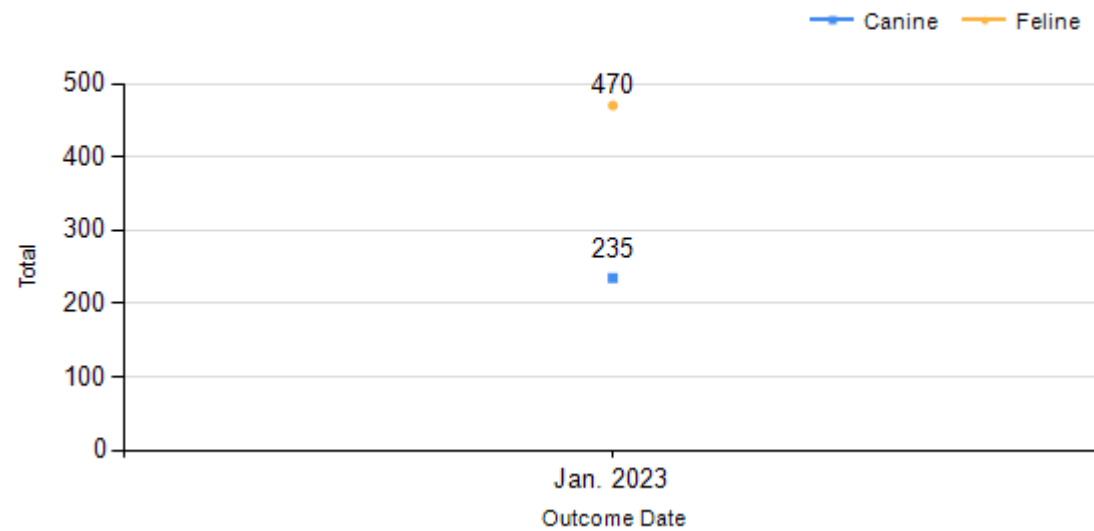
Total Outcome (Month to Month Comparison)
1/1/2023 - 1/31/2023



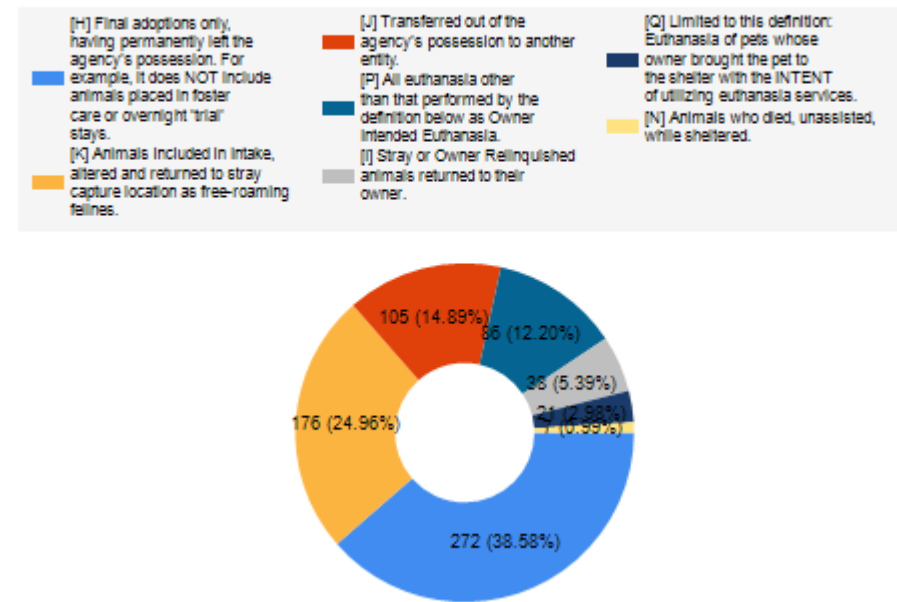
Total Outcome (Month to Month Comparison)
1/1/2023 - 1/31/2023 by Intake Type



Total Outcome (Month to Month Comparison)
1/1/2023 - 1/31/2023 by Species



Total Outcome (Month to Month Comparison)
1/1/2023 - 1/31/2023 by Outcome Type



	TOTAL			Canine			Feline		
	Live Release	Live Release (%)	Change (%)	Live Release	Live Release (%)	Change (%)	Live Release	Live Release (%)	Change (%)
Jan. 2023	591	86.40%	NaN	190	85.97%	NaN	401	86.61%	NaN
1/1/2023 - 1/31/2023	705	86.40%							

Formula:
 $M / (S \text{ subtract } Q)$
 $591 / (705 \text{ subtract } 21) = 86.40\%$