

**Intake & Outcome Statistics**  
 (7/1/2023 - 7/31/2023)  
 Pivoted by Intake & Outcome

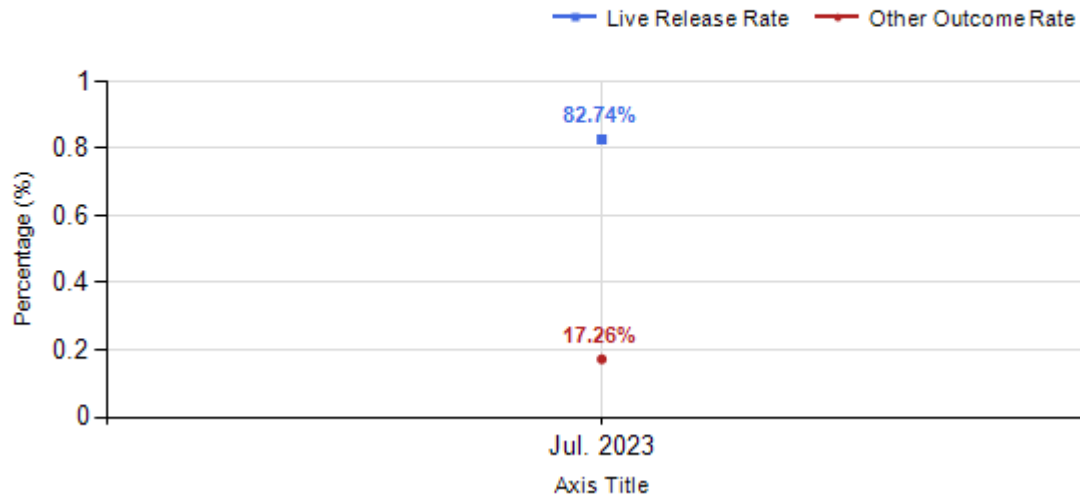
**Month to  
Month  
Comparison**

		Canine	Feline	Total	Jul. 2023
<b>LIVE INTAKE</b>					
<b>B</b>	Stray/At Large	139	614	<b>753</b>	753
<b>C</b>	Relinquished by Owner	9	4	<b>13</b>	13
<b>D</b>	Owner Intended Euthanasia	6	1	<b>7</b>	7
<b>E</b>	Transferred in from Agency (In State)	0	0	<b>0</b>	0
<b>E</b>	Transferred in from Agency (Out of State)	0	0	<b>0</b>	0
<b>F</b>	Cruelty/Confiscate (Other Intakes)	24	11	<b>35</b>	35
<b>F</b>	Born in the Shelter (Other Intakes)	0	0	<b>0</b>	0
<b>F</b>	Returns (Other Intakes)	3	1	<b>4</b>	4
<b>G</b>	<b>Total Live Intake</b> [ B + C + D + E + F ]	181	631	<b>812</b>	812

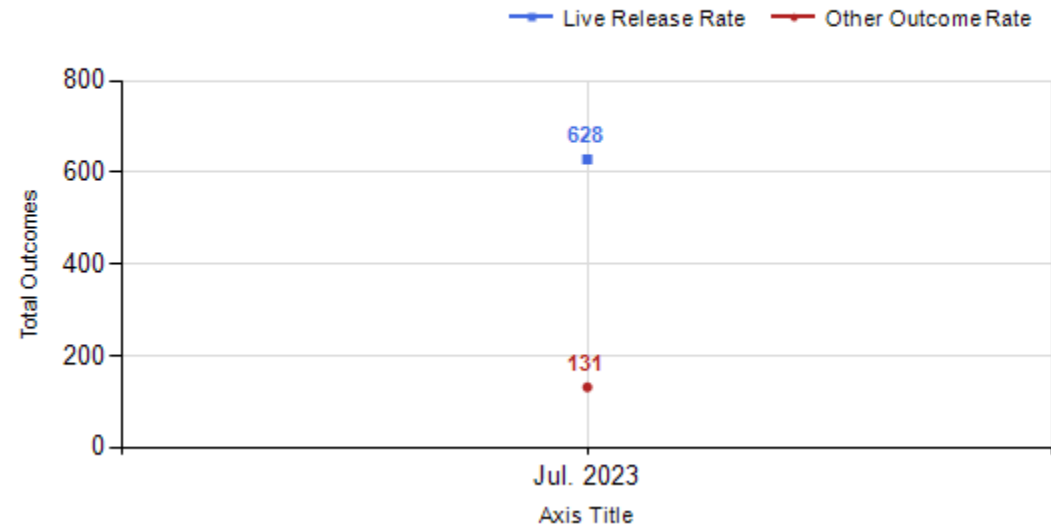
<b>OUTCOMES</b>					
<b>H</b>	Adoption	74	258	<b>332</b>	332
<b>I</b>	Return to Owner	24	2	<b>26</b>	26
<b>J</b>	Transferred to Another Agency	29	1	<b>30</b>	30
<b>K</b>	Return to Field	0	240	<b>240</b>	240
<b>L</b>	Other Live Outcomes	0	0	<b>0</b>	0
<b>M</b>	<b>Subtotal: Live Outcomes</b> [ H + I + J + K + L ]	127	501	<b>628</b>	628
<b>N</b>	Died in Care	0	15	<b>15</b>	15
<b>O</b>	Lost in Care	0	0	<b>0</b>	0
<b>P</b>	Shelter Euthanasia	42	74	<b>116</b>	116
<b>Q</b>	Owner Intended Euthanasia	10	1	<b>11</b>	11
<b>R</b>	<b>Subtotal: Other Outcomes</b> [ N + O + P + Q ]	52	90	<b>142</b>	142
<b>S</b>	<b>Total Outcomes</b> [ M + R ]	179	591	<b>770</b>	770
<b>Asilomar "Lite" Live Release Rate:</b>					
		75.15%	84.92%	<b>82.74%</b>	82.74%
	Canine Asilomar "Lite" Live Release Rate			75.15%	75.15%
	Feline Asilomar "Lite" Live Release Rate			84.92%	84.92%

Formula:  
 $M / (S \text{ subtract } Q) = 82.74\%$   
 628 / ( 770 subtract 11 ) = 82.74%

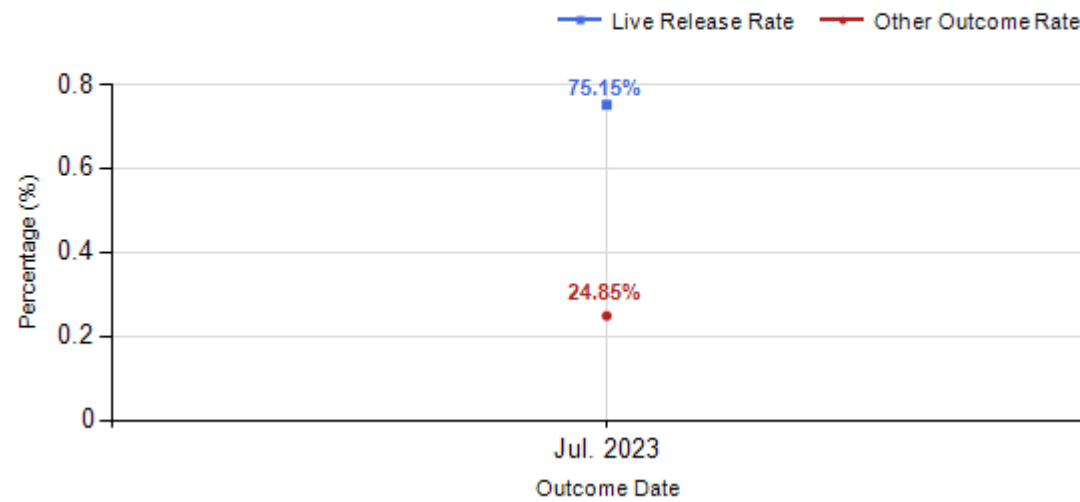
**Live Release Rate vs Other Outcome Rate (Month to Month Comparison)**  
Percentage  
7/1/2023 - 7/31/2023



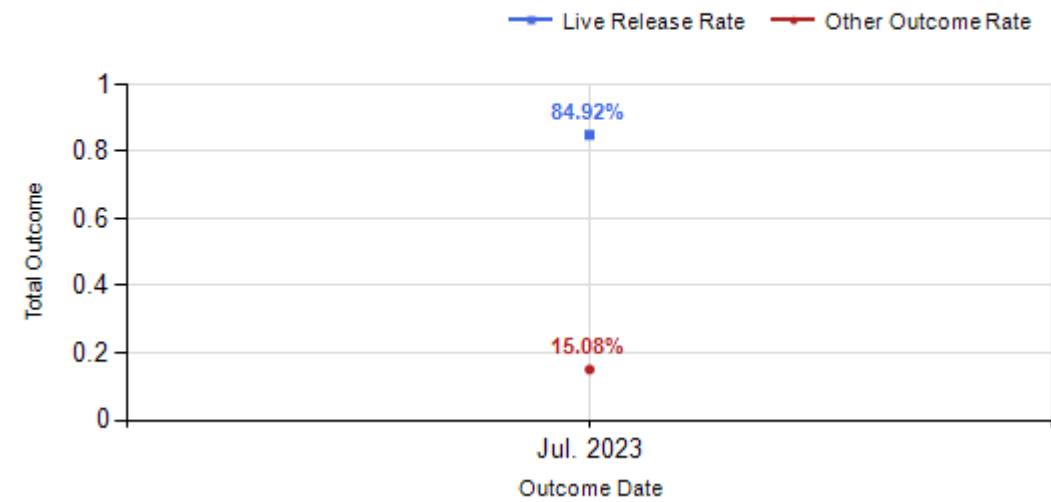
**Live Release Rate vs Other Outcome Rate (Month to Month Comparison) Total**  
7/1/2023 - 7/31/2023



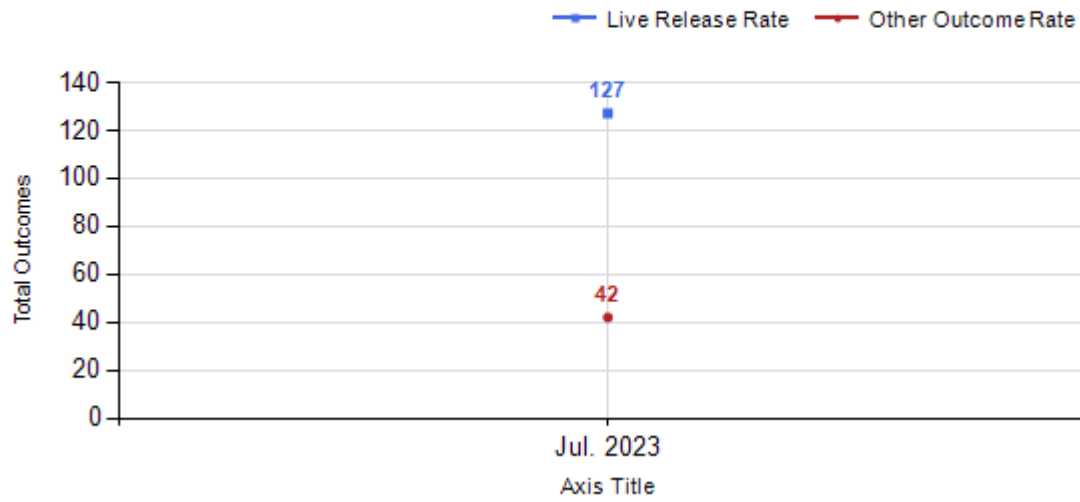
**Canine Live Release Rate vs Other Outcome Rate (Month to Month Comparison)**  
Percentage  
7/1/2023 - 7/31/2023



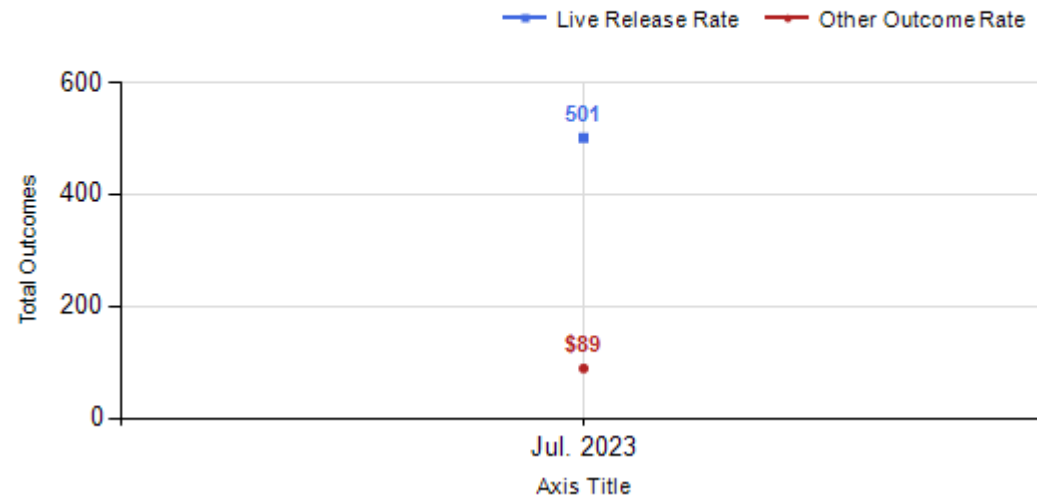
**Feline Live Release Rate vs Other Outcome Rate (Month to Month Comparison)**  
Percentage  
7/1/2023 - 7/31/2023



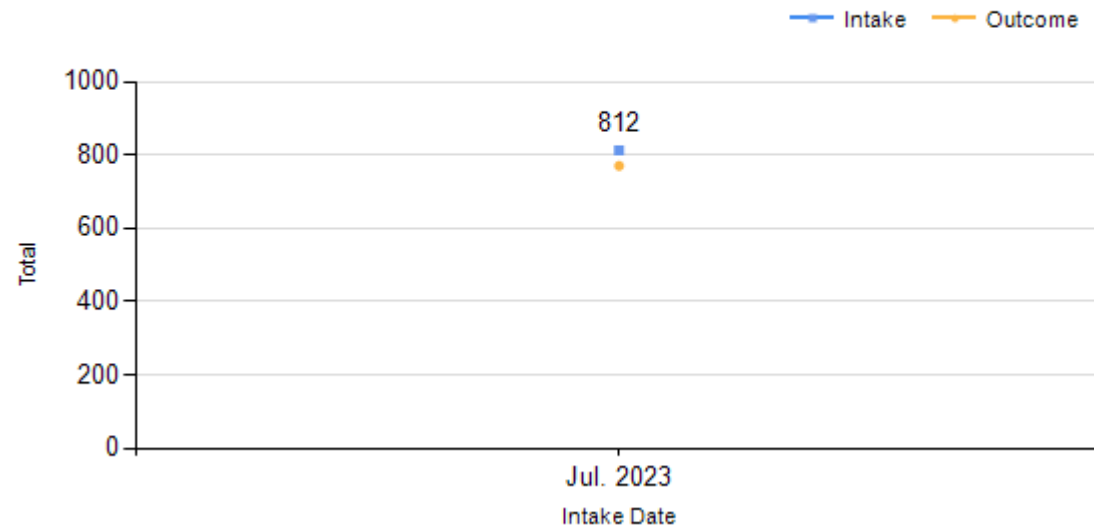
**Canine Live Release Rate vs Other Outcome Rate (Month to Month Comparison)**  
Percentage  
7/1/2023 - 7/31/2023



**Feline Live Release Rate vs Other Outcome Rate (Month to Month Comparison)**  
Percentage  
7/1/2023 - 7/31/2023



**Total Intake & Outcome (Month to Month Comparison)**  
7/1/2023 - 7/31/2023

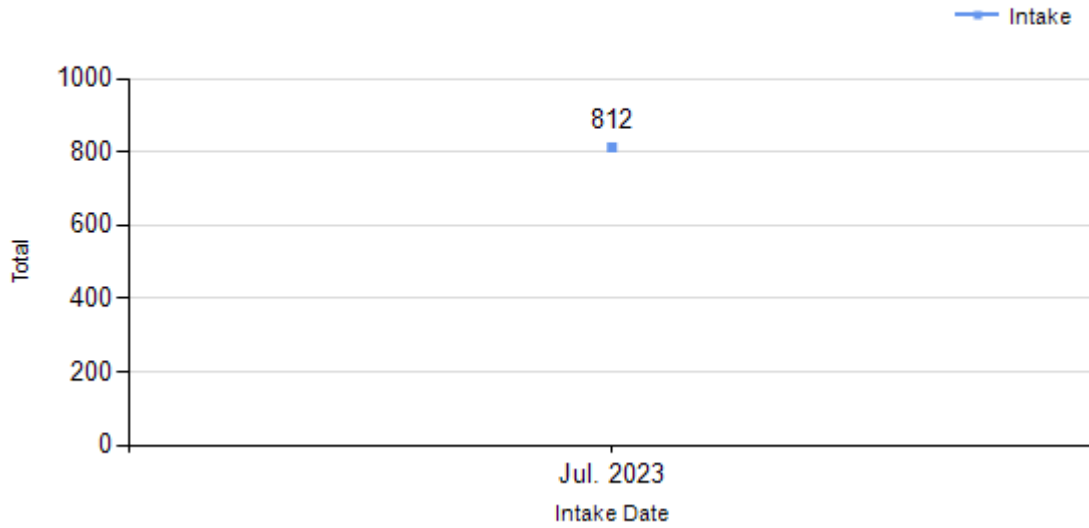


**Intake Statistics Pivoted by Species  
(7/1/2023 - 7/31/2023)**

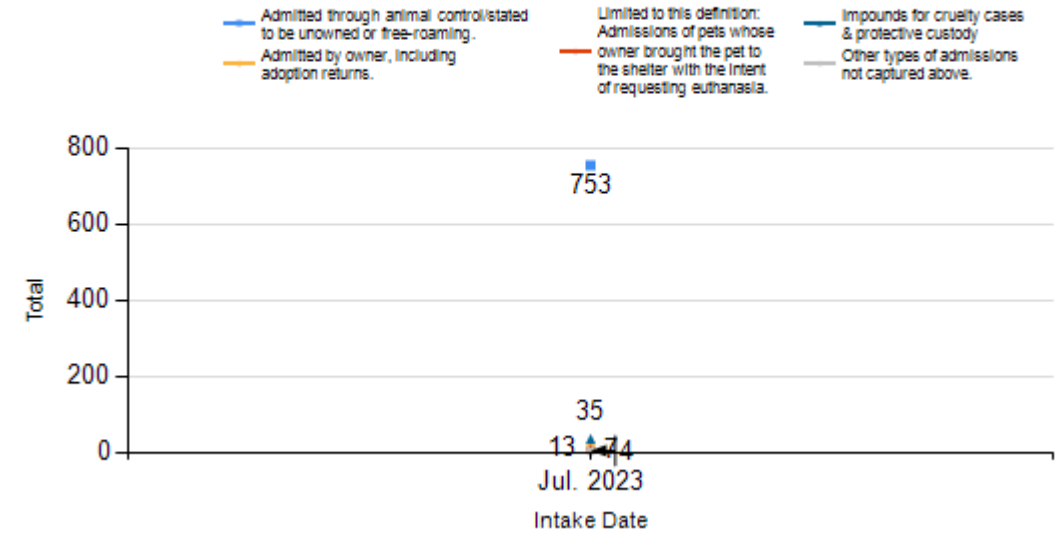
**Month to  
Month  
Comparison**

Species		Name	Total	Jul. 2023
<b>Canine</b>	B	Stray/At Large	139	139
	C	Relinquished by Owner	9	9
	D	Owner Intended Euthanasia	6	6
	E	Transferred in from Agency (In State)	0	0
	E	Transferred in from Agency (Out of State)	0	0
	F	Cruelty/Confiscate (Other Intakes)	24	24
	F	Born in the Shelter (Other Intakes)	0	0
	F	Returns (Other Intakes)	3	3
			<b>Canine Live Intake</b>	<b>181</b>
<b>Feline</b>	B	Stray/At Large	614	614
	C	Relinquished by Owner	4	4
	D	Owner Intended Euthanasia	1	1
	E	Transferred in from Agency (In State)	0	0
	E	Transferred in from Agency (Out of State)	0	0
	F	Cruelty/Confiscate (Other Intakes)	11	11
	F	Born in the Shelter (Other Intakes)	0	0
	F	Returns (Other Intakes)	1	1
			<b>Feline Live Intake</b>	<b>631</b>
	B	Stray/At Large	753	753
	C	Relinquished by Owner	13	13
	D	Owner Intended Euthanasia	7	7
	E	Transferred in from Agency (In State)	0	0
	E	Transferred in from Agency (Out of State)	0	0
	F	Cruelty/Confiscate (Other Intakes)	35	35
	F	Born in the Shelter (Other Intakes)	0	0
	F	Returns (Other Intakes)	4	4
	<b>G</b>	<b>Total Live Intake</b>	<b>812</b>	<b>812</b>

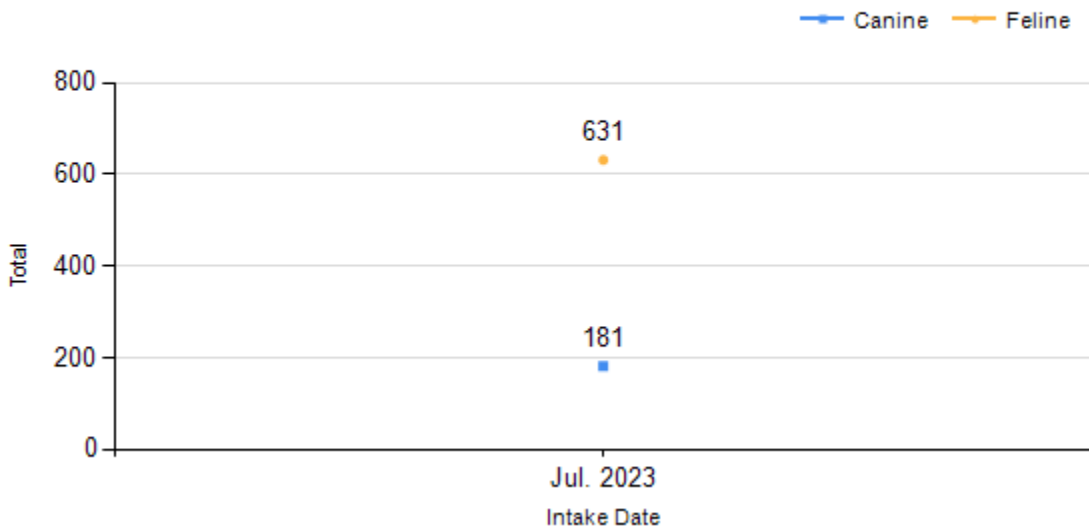
**Total Intake (Month to Month Comparison)**  
7/1/2023 - 7/31/2023



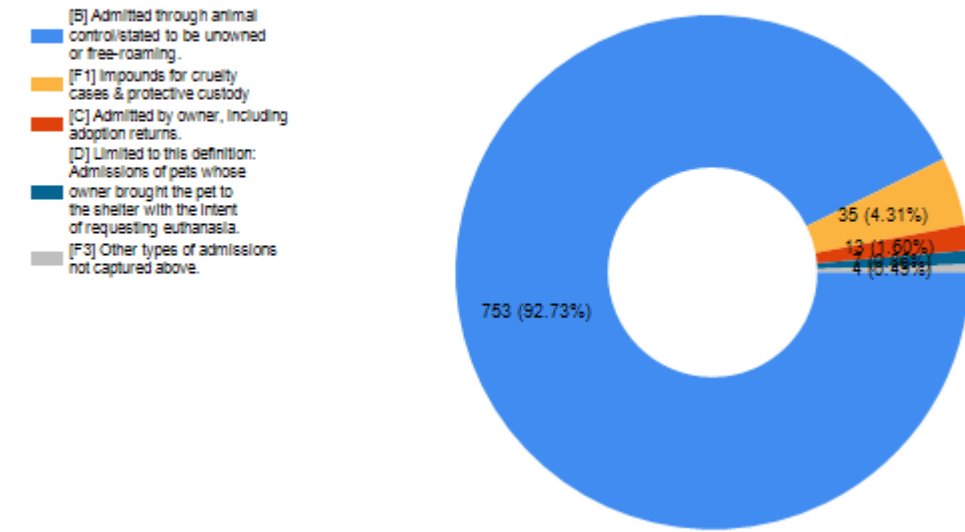
**Total Intake (Month to Month Comparison)**  
7/1/2023 - 7/31/2023 by Intake Type



**Total Intake (Month to Month Comparison)**  
7/1/2023 - 7/31/2023 by Species



**Total Intake (Month to Month Comparison)**  
7/1/2023 - 7/31/2023 by Intake Type

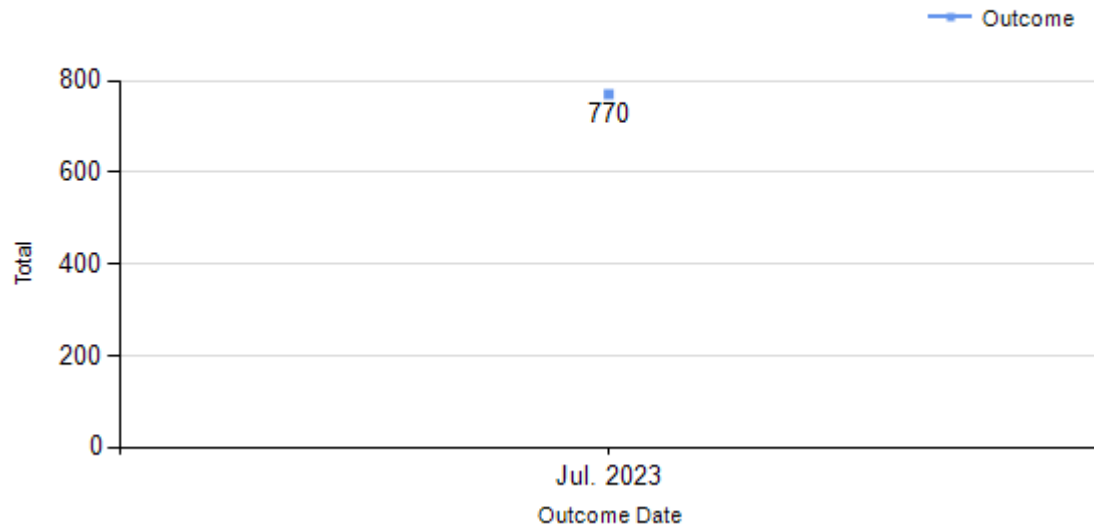


**Outcome Statistics Pivoted by Species  
(7/1/2023 - 7/31/2023)**

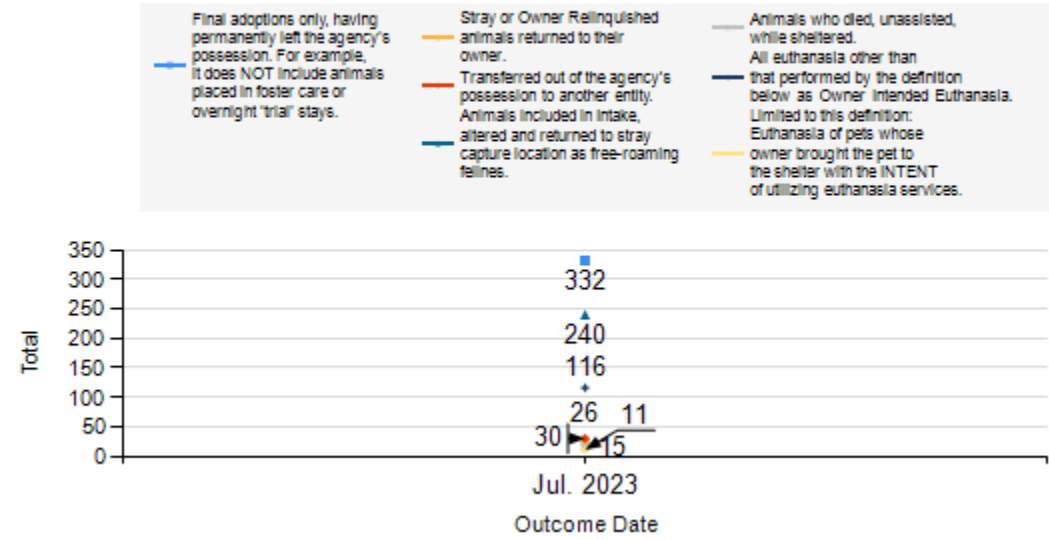
**Month to  
Month  
Comparison**

Species		Name	Total	Jul. 2023
<b>Canine</b>	H	Adoption	74	74
	I	Return to Owner	24	24
	J	Transferred to Another Agency	29	29
	K	Return to Field	0	0
	L	Other Live Outcomes	0	0
	<b>M</b>	<b>Subtotal: Live Outcomes</b>	<b>127</b>	<b>127</b>
	N	Died in Care	0	0
	O	Lost in Care	0	0
	P	Shelter Euthanasia	42	42
	Q	Owner Intended Euthanasia	10	10
	<b>R</b>	<b>Subtotal: Other Outcomes</b>	<b>52</b>	<b>52</b>
	<b>Canine Total Outcome</b>			<b>179</b>
<b>Feline</b>	H	Adoption	258	258
	I	Return to Owner	2	2
	J	Transferred to Another Agency	1	1
	K	Return to Field	240	240
	L	Other Live Outcomes	0	0
	<b>M</b>	<b>Subtotal: Live Outcomes</b>	<b>501</b>	<b>501</b>
	N	Died in Care	15	15
	O	Lost in Care	0	0
	P	Shelter Euthanasia	74	74
	Q	Owner Intended Euthanasia	1	1
	<b>R</b>	<b>Subtotal: Other Outcomes</b>	<b>90</b>	<b>90</b>
	<b>Feline Total Outcome</b>			<b>591</b>
	H	Adoption	332	332
	I	Return to Owner	26	26
	J	Transferred to Another Agency	30	30
	K	Return to Field	240	240
	L	Other Live Outcomes	0	0
	N	Died in Care	15	15
	O	Lost in Care	0	0
	P	Shelter Euthanasia	116	116
	Q	Owner Intended Euthanasia	11	11
	<b>S</b>	<b>Total Outcome</b>	<b>770</b>	<b>770</b>

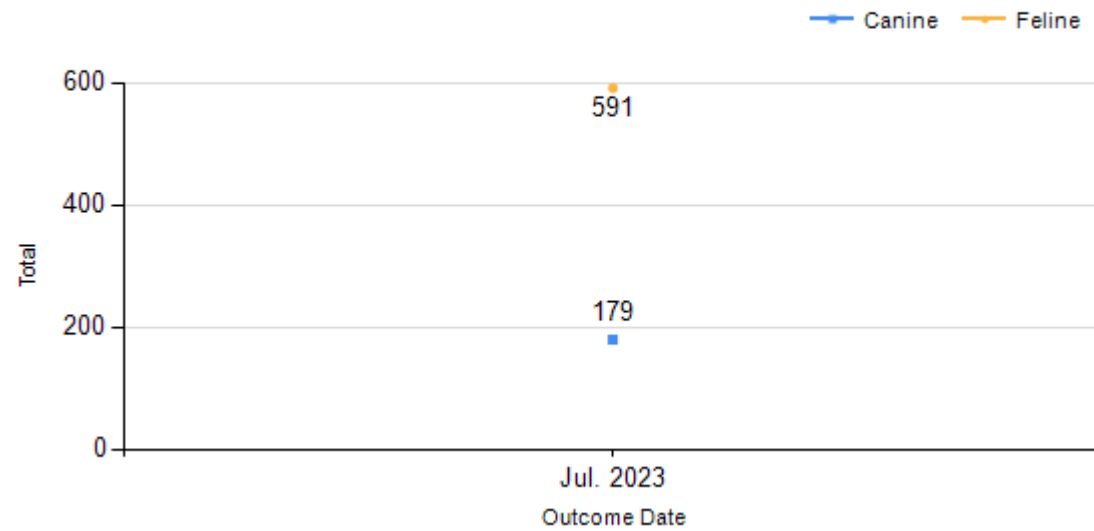
**Total Outcome (Month to Month Comparison)**  
7/1/2023 - 7/31/2023



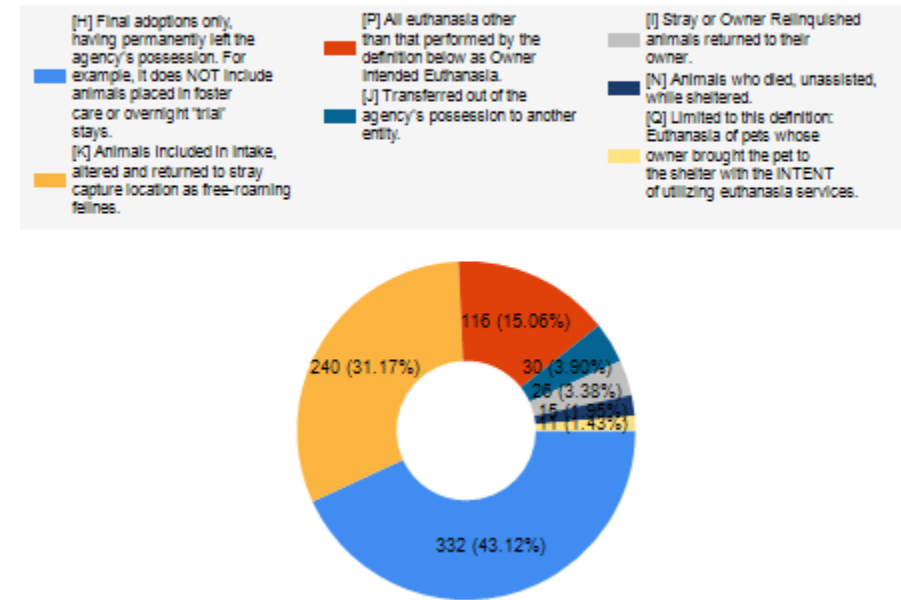
**Total Outcome (Month to Month Comparison)**  
7/1/2023 - 7/31/2023 by Intake Type



**Total Outcome (Month to Month Comparison)**  
7/1/2023 - 7/31/2023 by Species



**Total Outcome (Month to Month Comparison)**  
7/1/2023 - 7/31/2023 by Outcome Type



	TOTAL			Canine			Feline		
	Live Release	Live Release (%)	Change (%)	Live Release	Live Release (%)	Change (%)	Live Release	Live Release (%)	Change (%)
Jul. 2023	628	82.74%	NaN	127	75.15%	NaN	501	84.92%	NaN
<b>7/1/2023 - 7/31/2023</b>	<b>770</b>	<b>82.74%</b>							

Formula:  
 $M / (S \text{ subtract } Q) = 82.74\%$   
 $628 / (770 \text{ subtract } 11) = 82.74\%$



