

**Intake & Outcome Statistics
(6/1/2021 - 6/30/2021)
Pivoted by Intake & Outcome**

**Month to
Month
Comparison**

		Feline	Canine	Total	Jun. 2021
LIVE INTAKE					
B	Stray/At Large	429	154	583	583
C	Relinquished by Owner	20	16	36	36
D	Owner Intended Euthanasia	3	12	15	15
E	Transferred in from Agency (In State)	0	0	0	0
E	Transferred in from Agency (Out of State)	0	0	0	0
F	Cruelty/Confiscate (Other Intakes)	5	6	11	11
F	Born in the Shelter (Other Intakes)	6	0	6	6
F	Returns (Other Intakes)	2	6	8	8
G	Total Live Intake [B + C + D + E + F]	465	194	659	659
OUTCOMES					
H	Adoption	308	53	361	361
I	Return to Owner	5	39	44	44
J	Transferred to Another Agency	37	73	110	110
K	Return to Field	100	0	100	100
L	Other Live Outcomes	0	0	0	0
M	Subtotal: Live Outcomes [H + I + J + K + L]	450	165	615	615
N	Died in Care	22	1	23	23
O	Lost in Care	0	0	0	0
P	Shelter Euthanasia	90	13	103	103
Q	Owner Intended Euthanasia	4	13	17	17

R	Subtotal: Other Outcomes [N + O + P + Q]	116	27	143	143
S	Total Outcomes [M + R]	566	192	758	758
	Asilomar "Lite" Live Release Rate:	80.07%	92.18%	83.00%	83.00%
	Canine Asilomar "Lite" Live Release Rate			92.18%	92.18%
	Feline Asilomar "Lite" Live Release Rate			80.07%	80.07%

Formula:

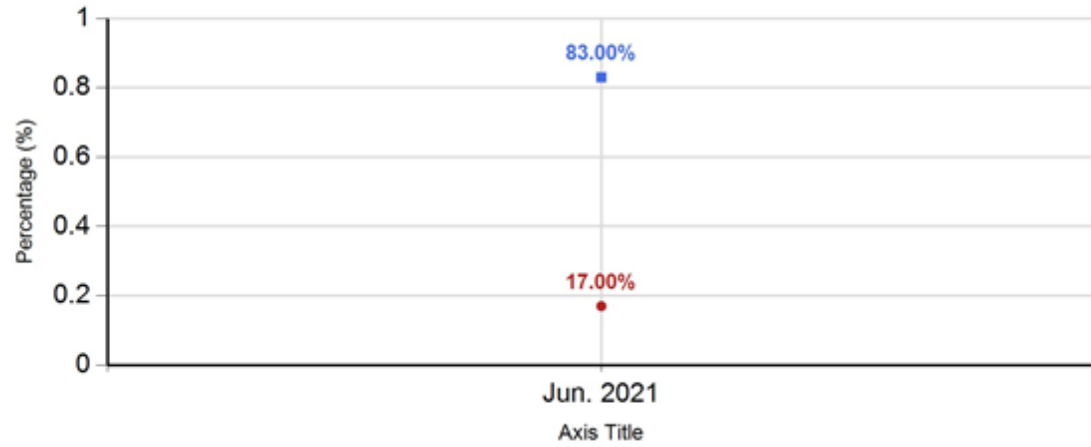
$$M / (S \text{ subtract } Q)$$

$$615 / (758 \text{ subtract } 17) = 83.00\%$$

Live Release vs Other Outcome (Month to Month Comparison)

Percentage
6/1/2021 – 6/30/2021

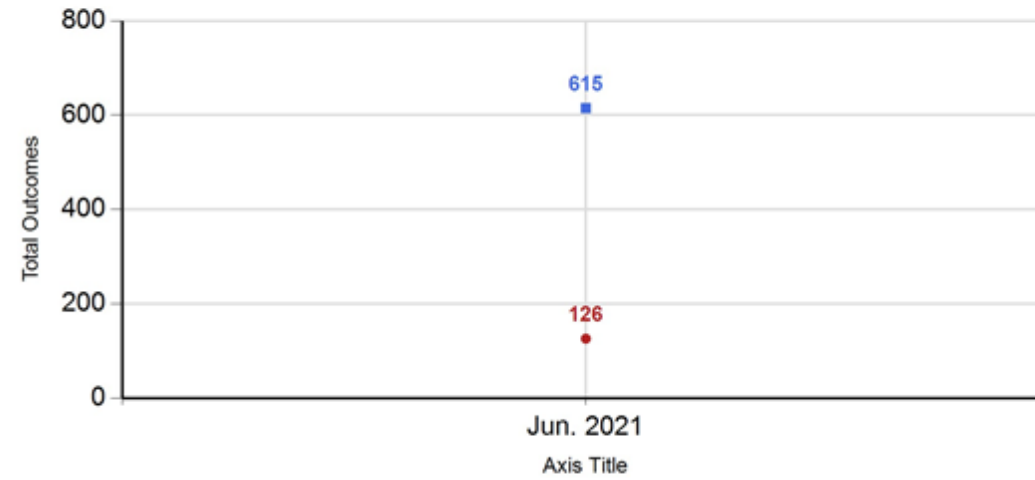
—■ Live Release Rate —● Other Outcome Rate



Live Release vs Other Outcome (Month to Month Comparison)

Total
6/1/2021 – 6/30/2021

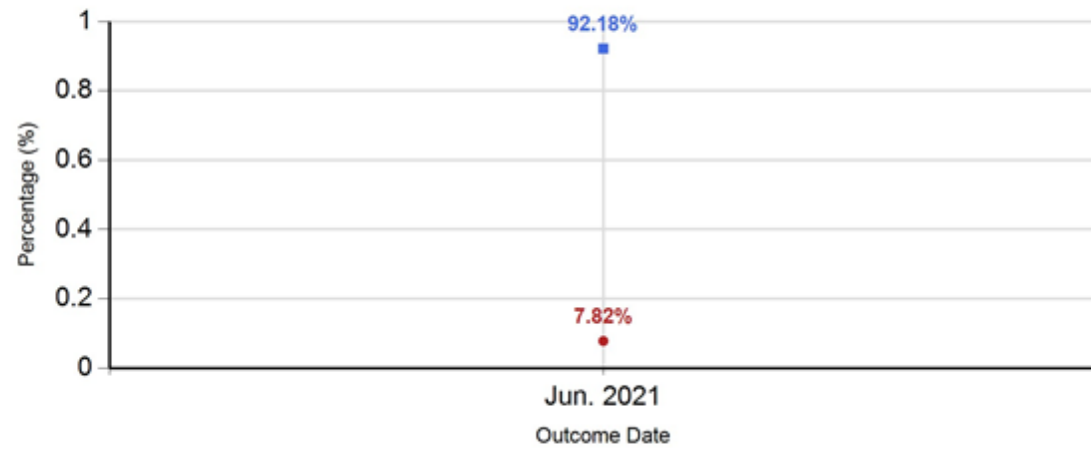
—■ Live Release Rate —● Other Outcome Rate



Canine Live Release vs Other Outcome (Month to Month Comparison)

Percentage
6/1/2021 – 6/30/2021

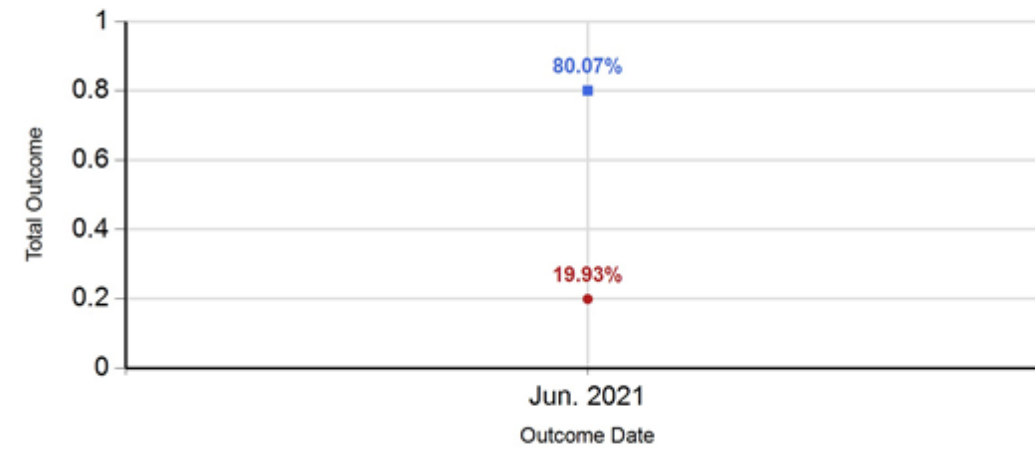
—■ Live Release Rate —● Other Outcome Rate



Feline Live Release vs Other Outcome (Month to Month Comparison)

Percentage
6/1/2021 – 6/30/2021

—■ Live Release Rate —● Other Outcome Rate

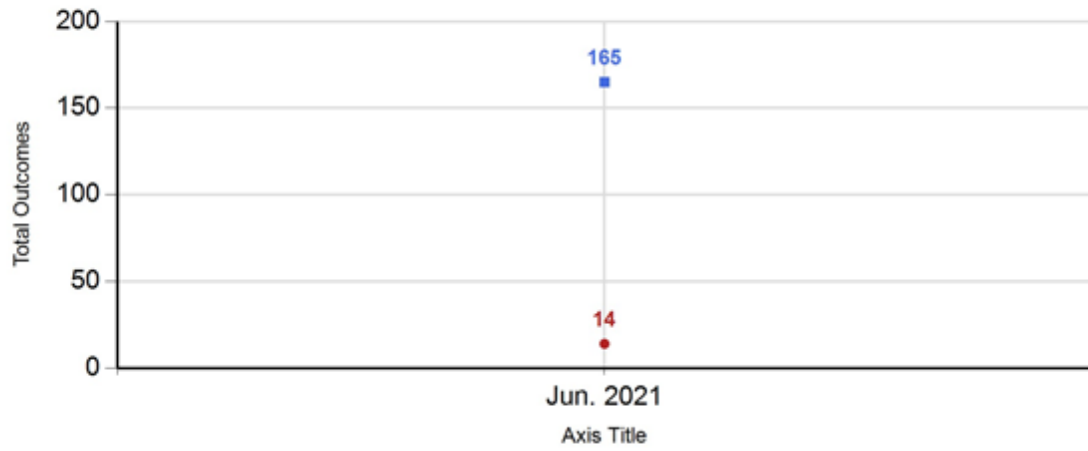


Canine Live Release Rate vs Other Outcome (Month to Month Comparison)

Percentage

6/1/2021 6/30/2021

—■ Live Release Rate —● Other Outcome Rate

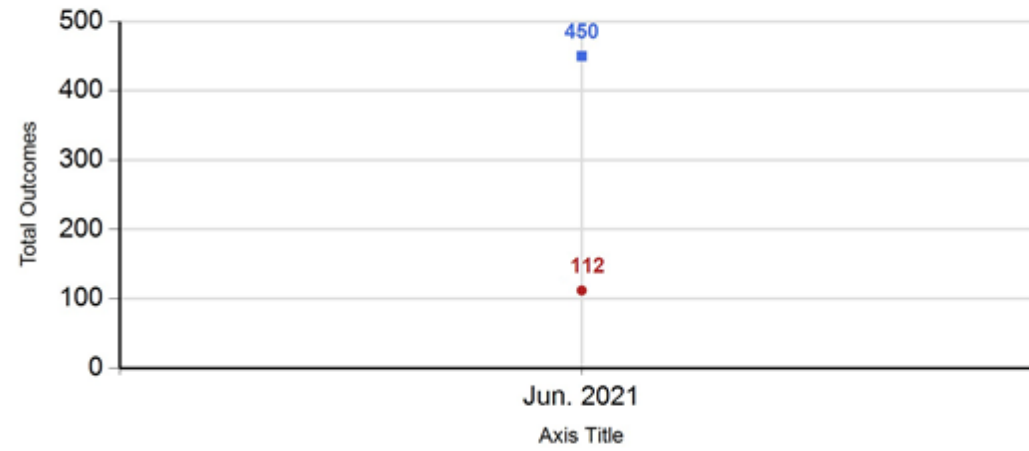


Feline Live Release Rate vs Other Outcome (Month to Month Comparison)

Percentage

6/1/2021 – 6/30/2021

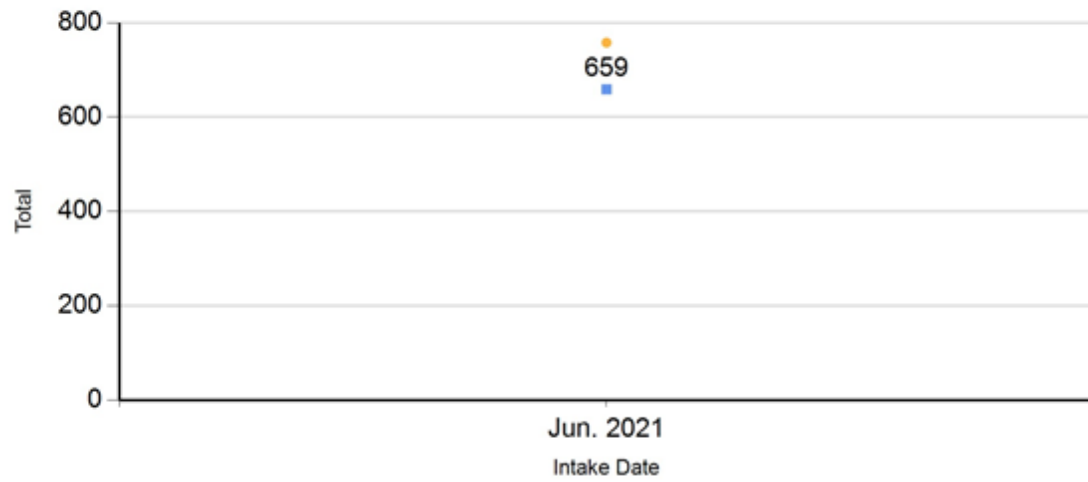
—■ Live Release Rate —● Other Outcome Rate



Total Intake & Outcome (Month to Month Comparison)

6/1/2021 - 6/30/2021

—■ Intake —● Outcome



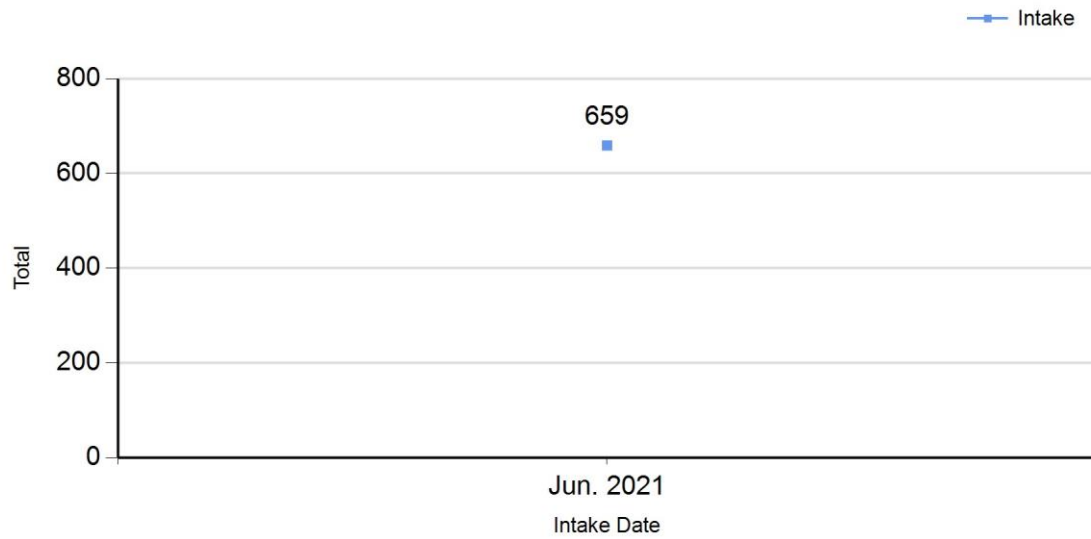
**Intake Statistics Pivoted by Species
(6/1/2021 - 6/30/2021)**

**Month to
Month
Comparison**

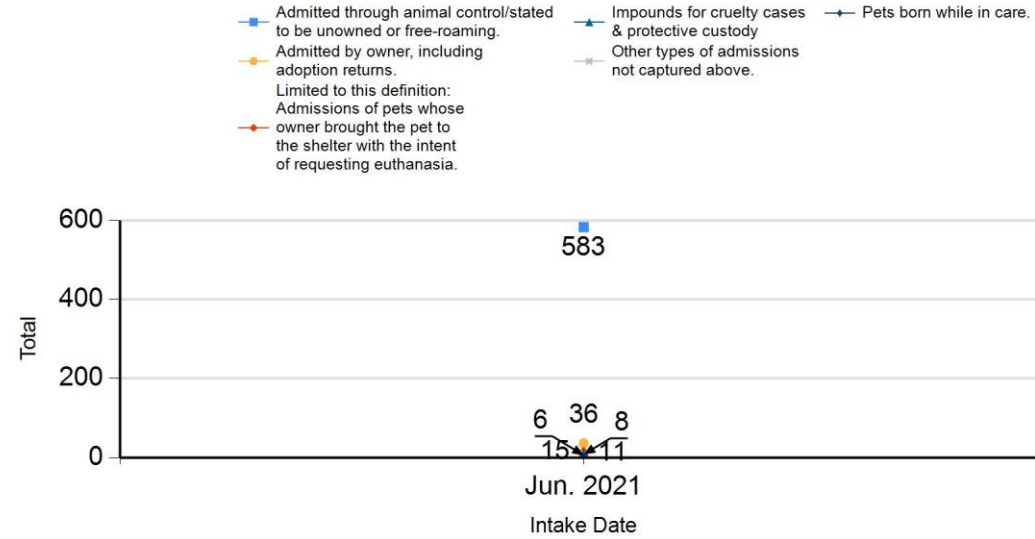
Species		Name	Total	Jun. 2021
Feline	B	Stray/At Large	429	429
	C	Relinquished by Owner	20	20
	D	Owner Intended Euthanasia	3	3
	E	Transferred in from Agency (In State)	0	0
	E	Transferred in from Agency (Out of State)	0	0
	F	Cruelty/Confiscate (Other Intakes)	5	5
	F	Returns (Other Intakes)	2	2
	F	Born in the Shelter (Other Intakes)	6	6
			Feline Live Intake	465
Canine	B	Stray/At Large	154	154
	C	Relinquished by Owner	16	16
	D	Owner Intended Euthanasia	12	12
	E	Transferred in from Agency (Out of State)	0	0
	E	Transferred in from Agency (In State)	0	0
	F	Cruelty/Confiscate (Other Intakes)	6	6
	F	Returns (Other Intakes)	6	6
	F	Born in the Shelter (Other Intakes)	0	0
			Canine Live Intake	194
	B	Stray/At Large	583	583
	C	Relinquished by Owner	36	36

	D	Owner Intended Euthanasia	15	15
	E	Transferred in from Agency (In State)	0	0
	E	Transferred in from Agency (Out of State)	0	0
	F	Cruelty/Confiscate (Other Intakes)	11	11
	F	Returns (Other Intakes)	8	8
	F	Born in the Shelter (Other Intakes)	6	6
	G	Total Live Intake	659	659

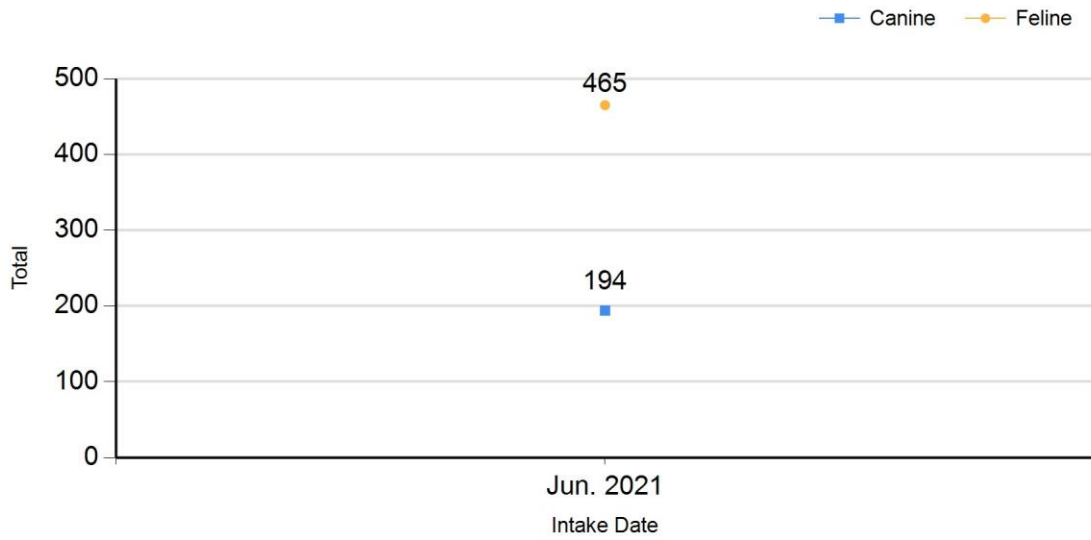
Total Intake (Month to Month Comparison)
6/1/2021 - 6/30/2021



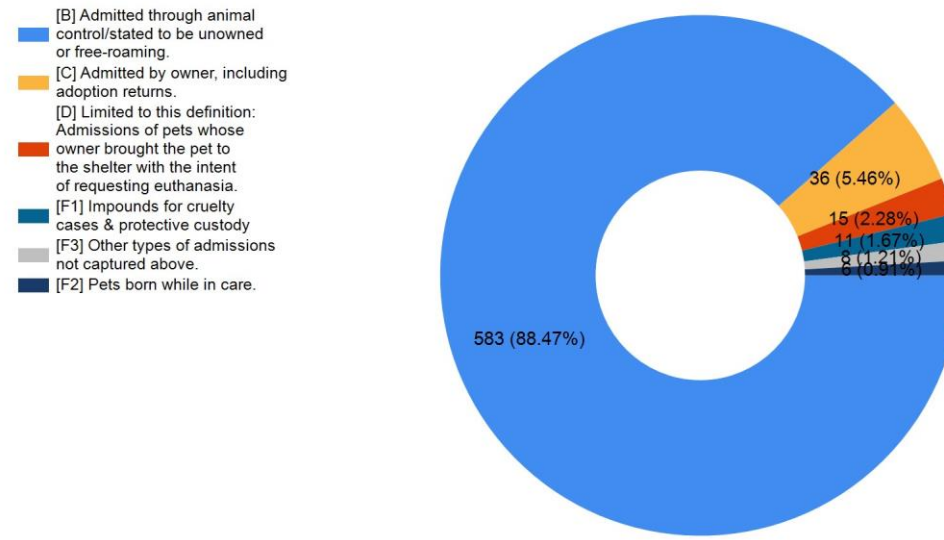
Total Intake (Month to Month Comparison)
6/1/2021 - 6/30/2021 by Intake Type



Total Intake (Month to Month Comparison)
6/1/2021 - 6/30/2021 by Species



Total Intake (Month to Month Comparison)
6/1/2021 - 6/30/2021 by Intake Type



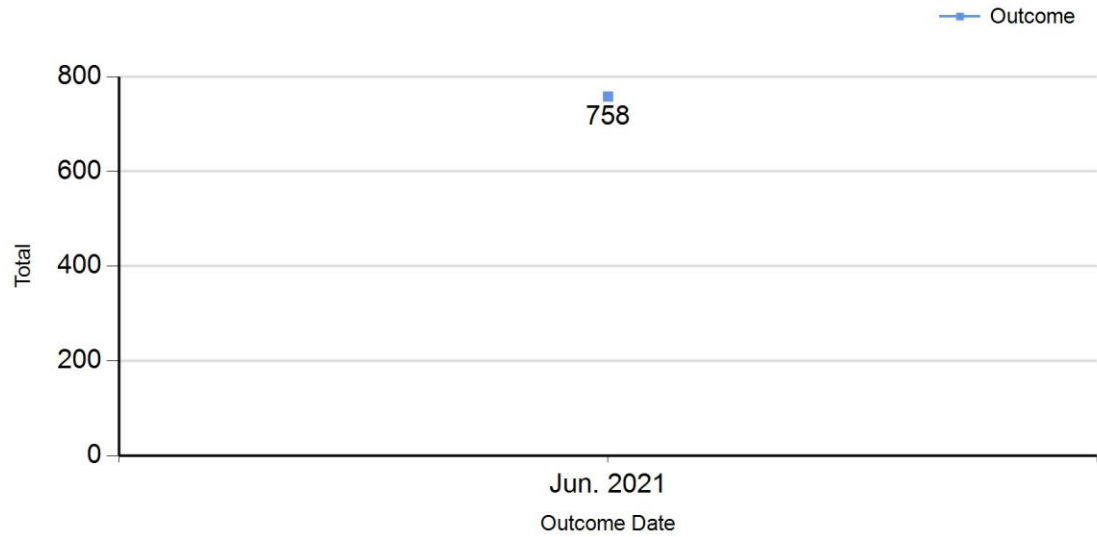
**Outcome Statistics Pivoted by Species
(6/1/2021 - 6/30/2021)**

**Month to
Month
Comparison**

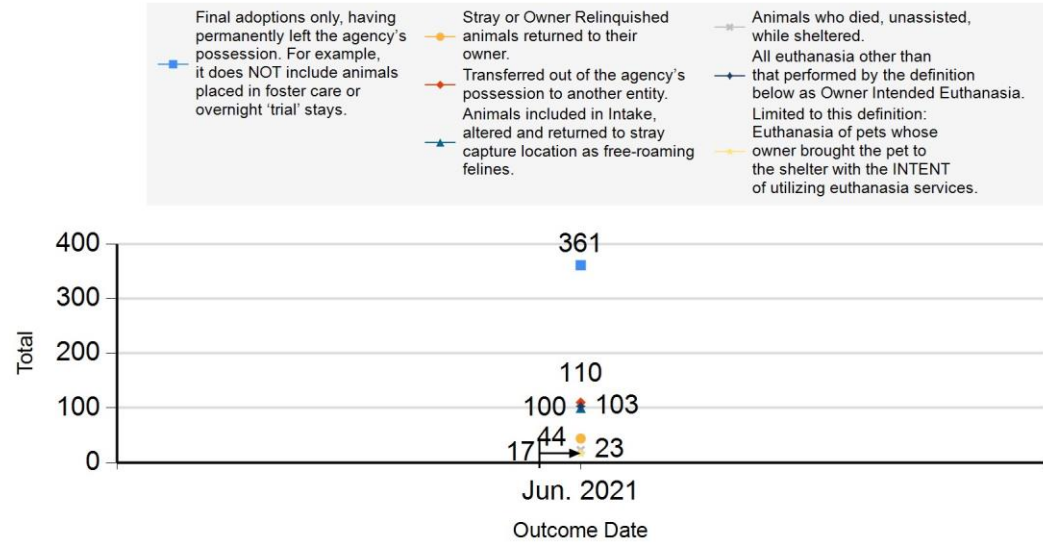
Species		Name	Total	Jun. 2021
Feline	H	Adoption	308	308
	I	Return to Owner	5	5
	J	Transferred to Another Agency	37	37
	K	Return to Field	100	100
	L	Other Live Outcomes	0	0
	M	Subtotal: Live Outcomes	450	450
	N	Died in Care	22	22
	O	Lost in Care	0	0
	P	Shelter Euthanasia	90	90
	Q	Owner Intended Euthanasia	4	4
	R	Subtotal: Other Outcomes	116	116
	Feline Total Outcome			566
Canine	H	Adoption	53	53
	I	Return to Owner	39	39
	J	Transferred to Another Agency	73	73
	K	Return to Field	0	0
	L	Other Live Outcomes	0	0
	M	Subtotal: Live Outcomes	165	165
	N	Died in Care	1	1
	O	Lost in Care	0	0
	P	Shelter Euthanasia	13	13
	Q	Owner Intended Euthanasia	13	13
	R	Subtotal: Other Outcomes	27	27
	Canine Total Outcome			192
	H	Adoption	361	361

	I	Return to Owner	44	44
	J	Transferred to Another Agency	110	110
	K	Return to Field	100	100
	L	Other Live Outcomes	0	0
	N	Died in Care	23	23
	O	Lost in Care	0	0
	P	Shelter Euthanasia	103	103
	Q	Owner Intended Euthanasia	17	17
	S	Total Outcome	758	758

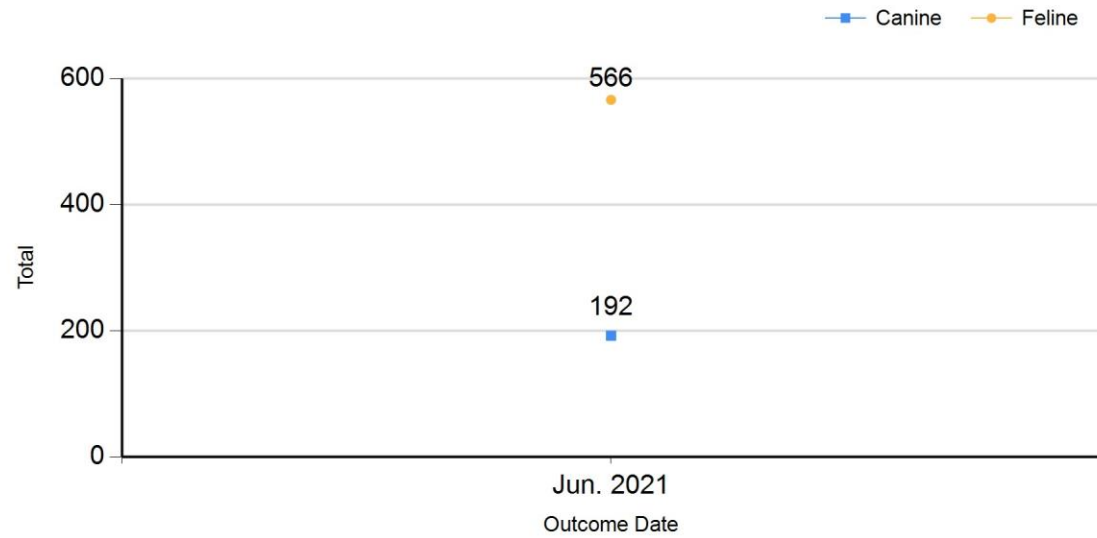
Total Outcome (Month to Month Comparison)
6/1/2021 - 6/30/2021



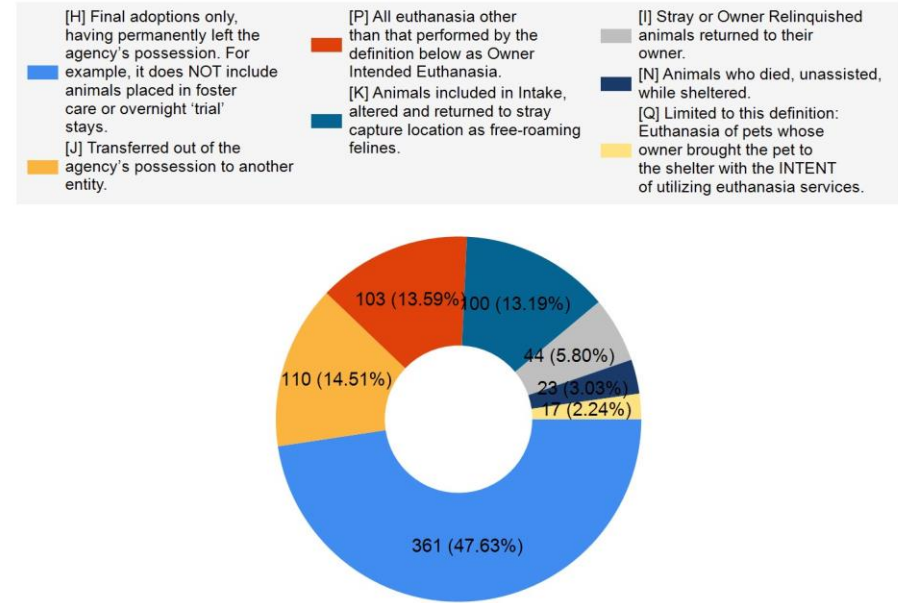
Total Outcome (Month to Month Comparison)
6/1/2021 - 6/30/2021 by Intake Type



Total Outcome (Month to Month Comparison)
6/1/2021 - 6/30/2021 by Species



Total Outcome (Month to Month Comparison)
6/1/2021 - 6/30/2021 by Outcome Type



	TOTAL			Canine			Feline		
	Live Release	Live Release (%)	Change (%)	Live Release	Live Release (%)	Change (%)	Live Release	Live Release (%)	Change (%)
Jun. 2021	615	83.00%	NaN	165	92.18%	NaN	450	80.07%	NaN

Formula:
M / (S subtract Q)
615 / (758 subtract 17) = 83.00%

6/8/2022 8:42:46 AM