

Intake & Outcome Statistics
(3/1/2023 - 3/31/2023)
Pivoted by Intake & Outcome

**Month to
Month
Comparison**

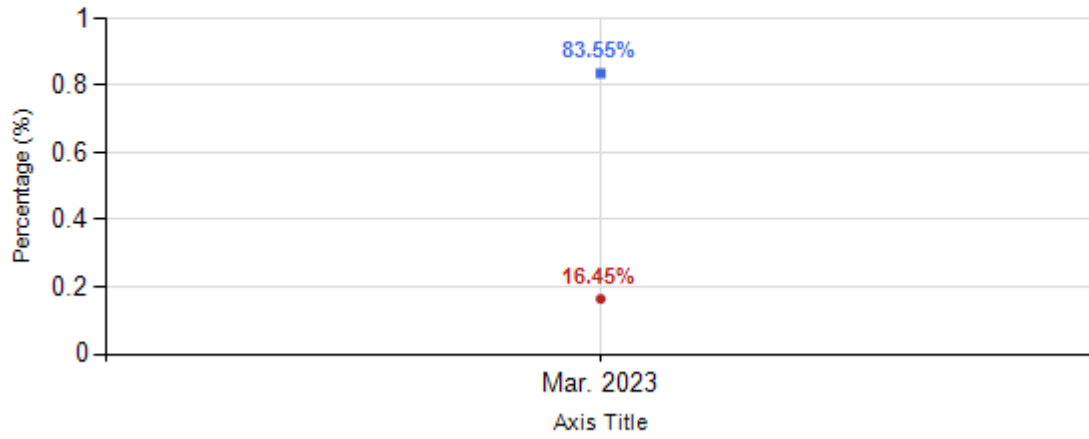
		Canine	Feline	Total	Mar. 2023
LIVE INTAKE					
B	Stray/At Large	181	381	562	562
C	Relinquished by Owner	73	17	90	90
D	Owner Intended Euthanasia	7	5	12	12
E	Transferred in from Agency (In State)	0	1	1	1
E	Transferred in from Agency (Out of State)	0	0	0	0
F	Cruelty/Confiscate (Other Intakes)	22	10	32	32
F	Born in the Shelter (Other Intakes)	0	5	5	5
F	Returns (Other Intakes)	4	6	10	10
G	Total Live Intake [B + C + D + E + F]	287	425	712	712
OUTCOMES					
H	Adoption	108	111	219	219
I	Return to Owner	30	9	39	39
J	Transferred to Another Agency	99	19	118	118
K	Return to Field	0	147	147	147
L	Other Live Outcomes	0	0	0	0
M	Subtotal: Live Outcomes [H + I + J + K + L]	237	286	523	523
N	Died in Care	1	14	15	15
O	Lost in Care	0	0	0	0
P	Shelter Euthanasia	26	62	88	88
Q	Owner Intended Euthanasia	10	7	17	17
R	Subtotal: Other Outcomes [N + O + P + Q]	37	83	120	120
S	Total Outcomes [M + R]	274	369	643	643
Asilomar "Lite" Live Release Rate:		89.77%	79.01%	83.55%	83.55%
Canine Asilomar "Lite" Live Release Rate				89.77%	89.77%
Feline Asilomar "Lite" Live Release Rate				79.01%	79.01%

Formula:
M / (S subtract Q)
523 / (643 subtract 17) = 83.55%

Live Release vs Other Outcome (Month to Month Comparison) Percentage

3/1/2023 – 3/31/2023

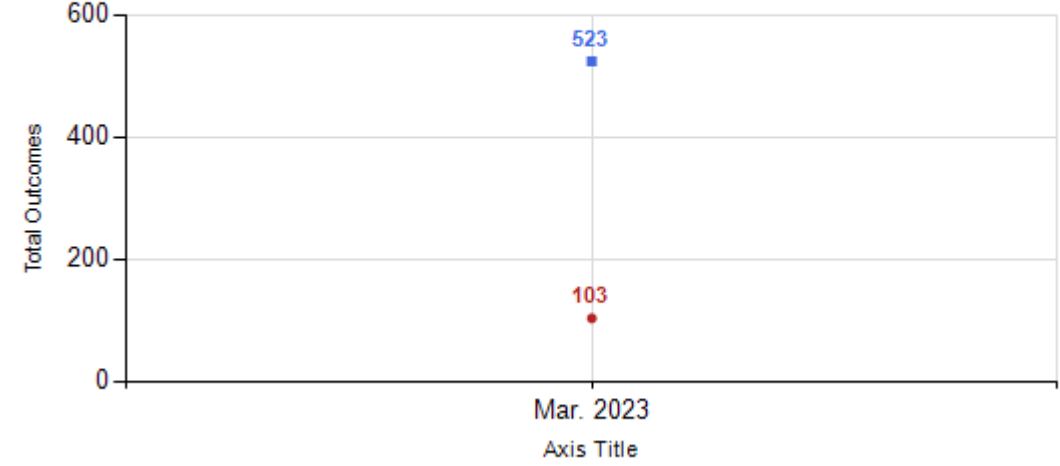
Live Release Other Outcome



Live Release vs Other Outcome (Month to Month Comparison) Total

3/1/2023 – 3/31/2023

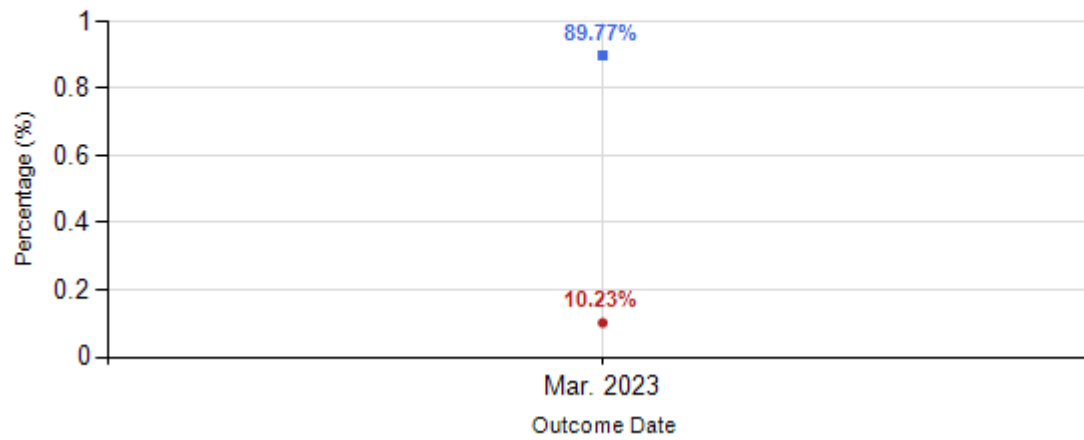
Live Release Other Outcome



Canine Live Release vs Other Outcome (Month to Month Comparison) Percentage

3/1/2023 – 3/31/2023

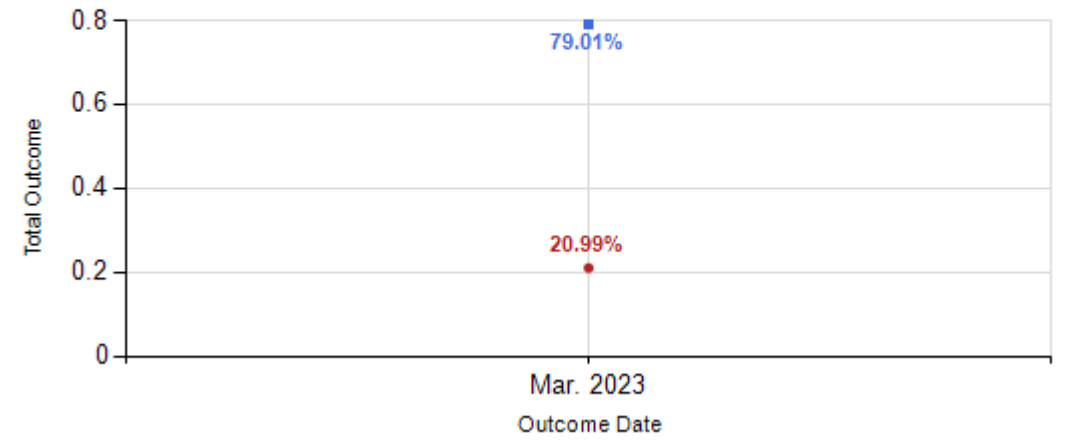
Live Release Other Outcome



Feline Live Release vs Other Outcome (Month to Month Comparison) Percentage

3/1/2023 – 3/31/2023

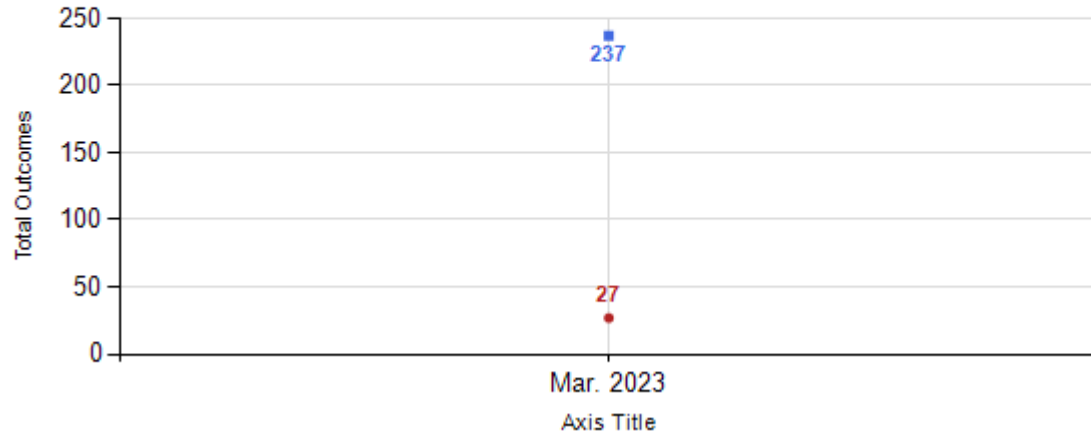
Live Release Other Outcome



Canine Live Release vs Other Outcome (Month to Month Comparison)

3/1/2023 – 3/31/2023

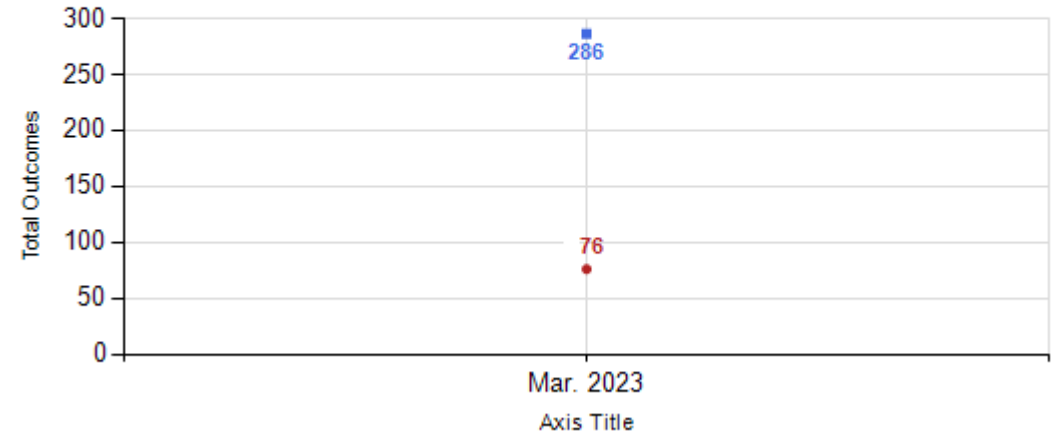
Live Release Other Outcome



Feline Live Release vs Other Outcome (Month to Month Comparison)

3/1/2023 – 3/31/2023

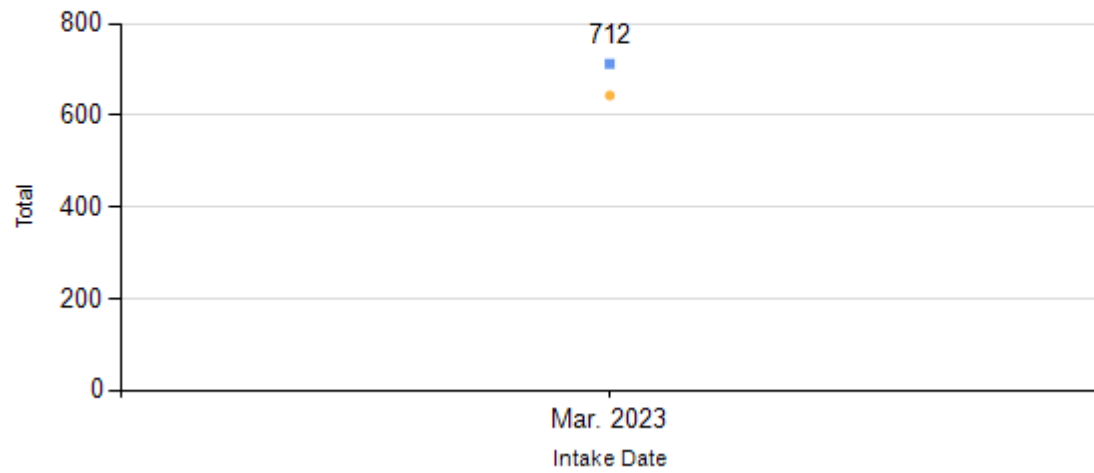
Live Release Other Outcome



Total Intake & Outcome (Month to Month Comparison)

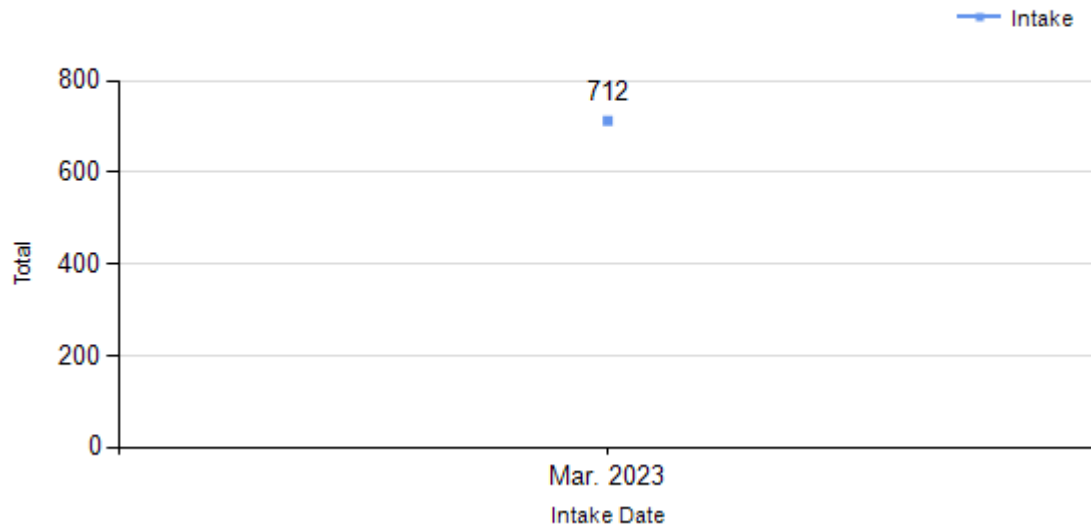
3/1/2023 – 3/31/2023

Intake Outcome

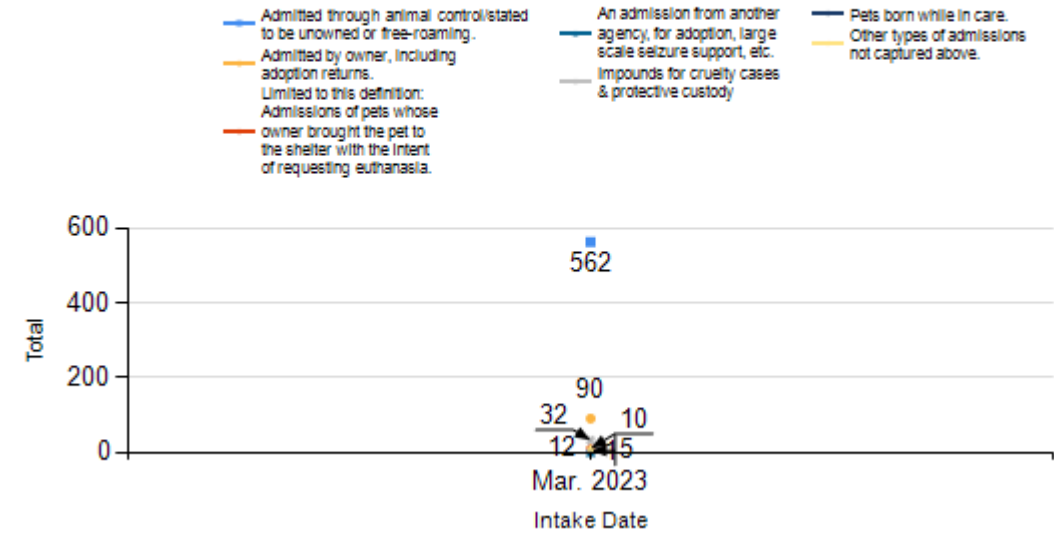


Intake Statistics Pivoted by Species (3/1/2023 - 3/31/2023)				Month to Month Comparison
Species		Name	Total	Mar. 2023
Canine	B	Stray/At Large	181	181
	C	Relinquished by Owner	73	73
	D	Owner Intended Euthanasia	7	7
	E	Transferred in from Agency (In State)	0	0
	E	Transferred in from Agency (Out of State)	0	0
	F	Cruelty/Confiscate (Other Intakes)	22	22
	F	Born in the Shelter (Other Intakes)	0	0
	F	Returns (Other Intakes)	4	4
			Canine Live Intake	287
Feline	B	Stray/At Large	381	381
	C	Relinquished by Owner	17	17
	D	Owner Intended Euthanasia	5	5
	E	Transferred in from Agency (In State)	1	1
	E	Transferred in from Agency (Out of State)	0	0
	F	Cruelty/Confiscate (Other Intakes)	10	10
	F	Born in the Shelter (Other Intakes)	5	5
	F	Returns (Other Intakes)	6	6
			Feline Live Intake	425
	B	Stray/At Large	562	562
	C	Relinquished by Owner	90	90
	D	Owner Intended Euthanasia	12	12
	E	Transferred in from Agency (In State)	1	1
	E	Transferred in from Agency (Out of State)	0	0
	F	Cruelty/Confiscate (Other Intakes)	32	32
	F	Born in the Shelter (Other Intakes)	5	5
	F	Returns (Other Intakes)	10	10
	G	Total Live Intake	712	712

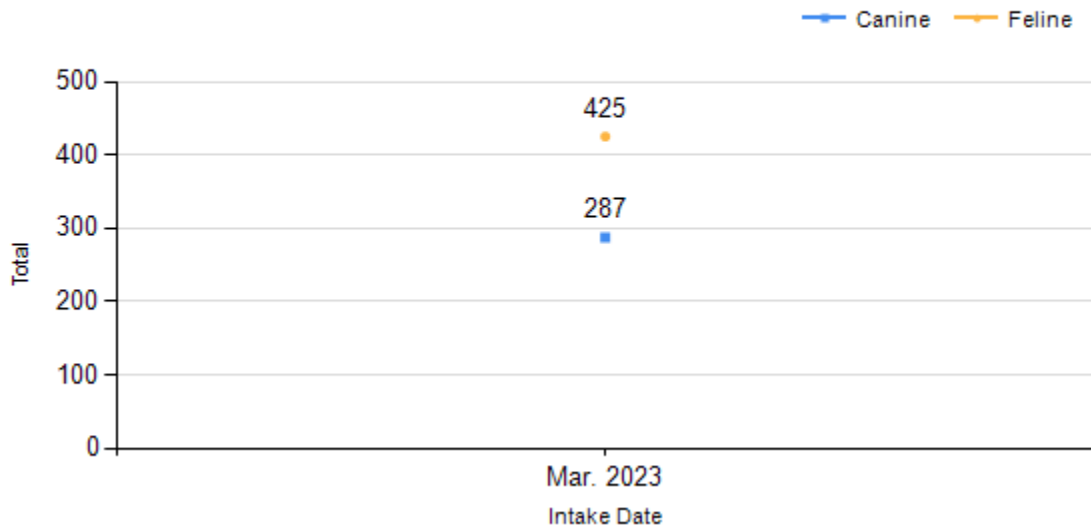
Total Intake (Month to Month Comparison)
3/1/2023 - 3/31/2023



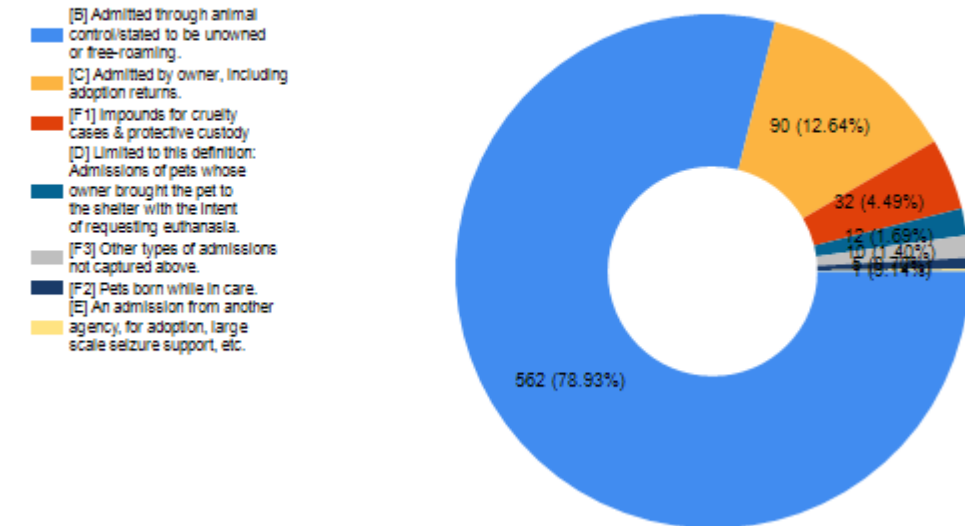
Total Intake (Month to Month Comparison)
3/1/2023 - 3/31/2023 by Intake Type



Total Intake (Month to Month Comparison)
3/1/2023 - 3/31/2023 by Species



Total Intake (Month to Month Comparison)
3/1/2023 - 3/31/2023 by Intake Type

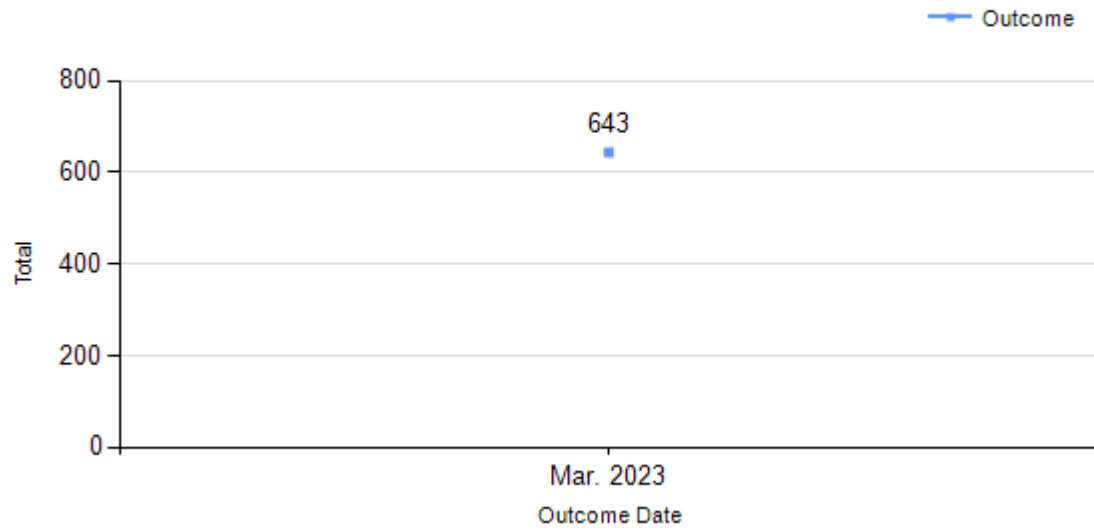


**Outcome Statistics Pivoted by Species
(3/1/2023 - 3/31/2023)**

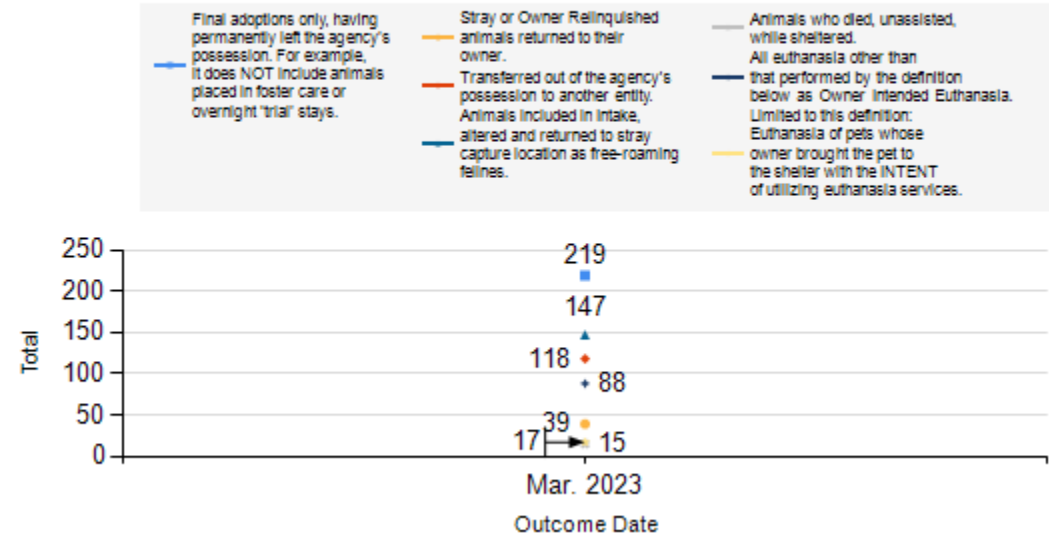
**Month to
Month
Comparison**

Species		Name	Total	Mar. 2023
Canine	H	Adoption	108	108
	I	Return to Owner	30	30
	J	Transferred to Another Agency	99	99
	K	Return to Field	0	0
	L	Other Live Outcomes	0	0
	M	Subtotal: Live Outcomes	237	237
	N	Died in Care	1	1
	O	Lost in Care	0	0
	P	Shelter Euthanasia	26	26
	Q	Owner Intended Euthanasia	10	10
	R	Subtotal: Other Outcomes	37	37
		Canine Total Outcome	274	274
Feline	H	Adoption	111	111
	I	Return to Owner	9	9
	J	Transferred to Another Agency	19	19
	K	Return to Field	147	147
	L	Other Live Outcomes	0	0
	M	Subtotal: Live Outcomes	286	286
	N	Died in Care	14	14
	O	Lost in Care	0	0
	P	Shelter Euthanasia	62	62
	Q	Owner Intended Euthanasia	7	7
	R	Subtotal: Other Outcomes	83	83
		Feline Total Outcome	369	369
	H	Adoption	219	219
	I	Return to Owner	39	39
	J	Transferred to Another Agency	118	118
	K	Return to Field	147	147
	L	Other Live Outcomes	0	0
	N	Died in Care	15	15
	O	Lost in Care	0	0
	P	Shelter Euthanasia	88	88
	Q	Owner Intended Euthanasia	17	17
	S	Total Outcome	643	643

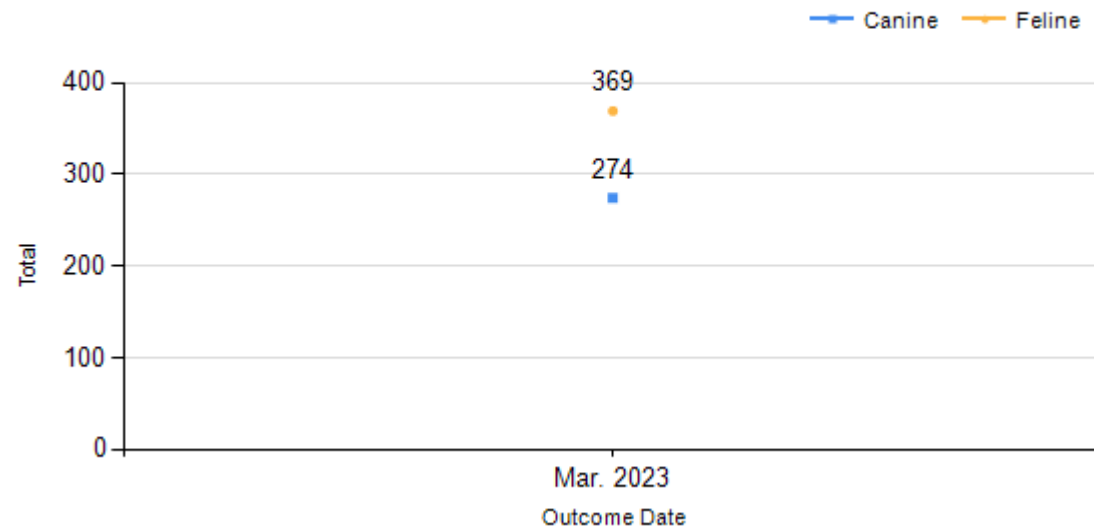
Total Outcome (Month to Month Comparison)
3/1/2023 - 3/31/2023



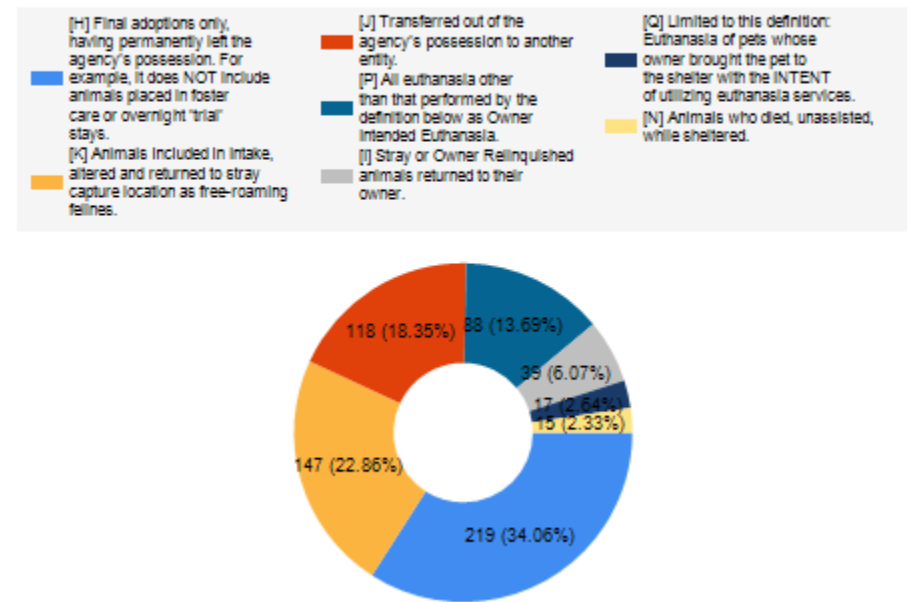
Total Outcome (Month to Month Comparison)
3/1/2023 - 3/31/2023 by Intake Type



Total Outcome (Month to Month Comparison)
3/1/2023 - 3/31/2023 by Species



Total Outcome (Month to Month Comparison)
3/1/2023 - 3/31/2023 by Outcome Type



	TOTAL			Canine			Feline		
	Live Release	Live Release (%)	Change (%)	Live Release	Live Release (%)	Change (%)	Live Release	Live Release (%)	Change (%)
Mar. 2023	523	83.55%	NaN	237	89.77%	NaN	286	79.01%	NaN
3/1/2023 - 3/31/2023	643	83.55%							

Formula:
 $M / (S \text{ subtract } Q)$
 $523 / (643 \text{ subtract } 17) = 83.55\%$