

**Intake & Outcome Statistics**  
**(11/1/2023 - 11/30/2023)**  
**Pivoted by Intake & Outcome**

**Month to  
Month  
Comparison**

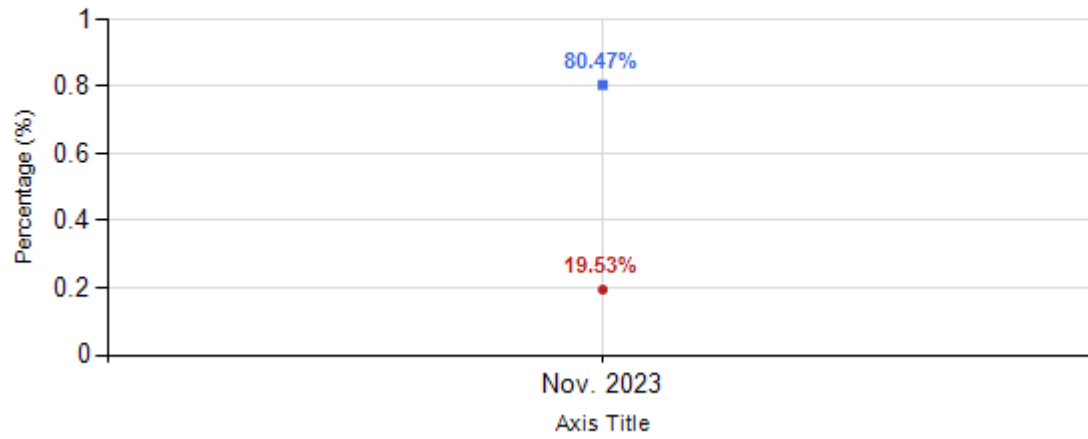
		Canine	Feline	Total	Nov. 2023
<b>LIVE INTAKE</b>					
<b>B</b>	Stray/At Large	134	410	<b>544</b>	544
<b>C</b>	Relinquished by Owner	22	15	<b>37</b>	37
<b>D</b>	Owner Intended Euthanasia	1	0	<b>1</b>	1
<b>E</b>	Transferred in from Agency (In State)	0	0	<b>0</b>	0
<b>E</b>	Transferred in from Agency (Out of State)	0	0	<b>0</b>	0
<b>F</b>	Cruelty/Confiscate (Other Intakes)	19	8	<b>27</b>	27
<b>F</b>	Born in the Shelter (Other Intakes)	1	0	<b>1</b>	1
<b>F</b>	Returns (Other Intakes)	4	7	<b>11</b>	11
<b>G</b>	<b>Total Live Intake</b> [ B + C + D + E + F ]	181	440	<b>621</b>	621
<b>OUTCOMES</b>					
<b>H</b>	Adoption	80	226	<b>306</b>	306
<b>I</b>	Return to Owner	34	3	<b>37</b>	37
<b>J</b>	Transferred to Another Agency	18	3	<b>21</b>	21
<b>K</b>	Return to Field	0	147	<b>147</b>	147
<b>L</b>	Other Live Outcomes	0	0	<b>0</b>	0
<b>M</b>	<b>Subtotal: Live Outcomes</b> [ H + I + J + K + L ]	132	379	<b>511</b>	511
<b>N</b>	Died in Care	0	11	<b>11</b>	11
<b>O</b>	Lost in Care	0	1	<b>1</b>	1
<b>P</b>	Shelter Euthanasia	31	81	<b>112</b>	112
<b>Q</b>	Owner Intended Euthanasia	6	1	<b>7</b>	7
<b>R</b>	<b>Subtotal: Other Outcomes</b> [ N + O + P + Q ]	37	94	<b>131</b>	131
<b>S</b>	<b>Total Outcomes</b> [ M + R ]	169	473	<b>642</b>	642
<b>Asilomar "Lite" Live Release Rate:</b>					
		80.98%	80.30%	<b>80.47%</b>	80.47%
	Canine Asilomar "Lite" Live Release Rate			80.98%	80.98%
	Feline Asilomar "Lite" Live Release Rate			80.30%	80.30%

Formula:  
M / (S subtract Q)  
511 / ( 642 subtract 7 ) = 80.47%

### Live Release vs Other Outcome (Month to Month Comparison) Percentage

11/1/2023 – 11/30/2023

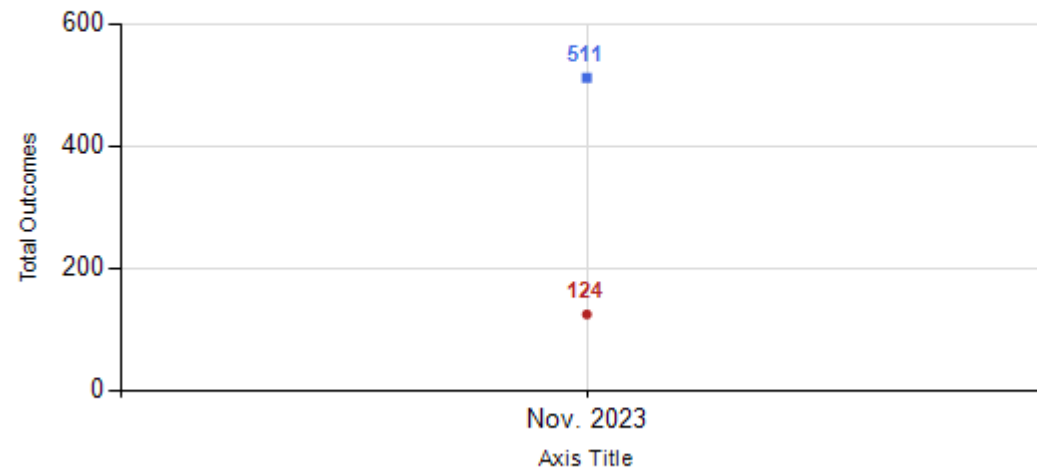
Live Release Rate Other Outcome Rate



### Live Release vs Other Outcome (Month to Month Comparison) Total

11/1/2023 – 11/30/2023

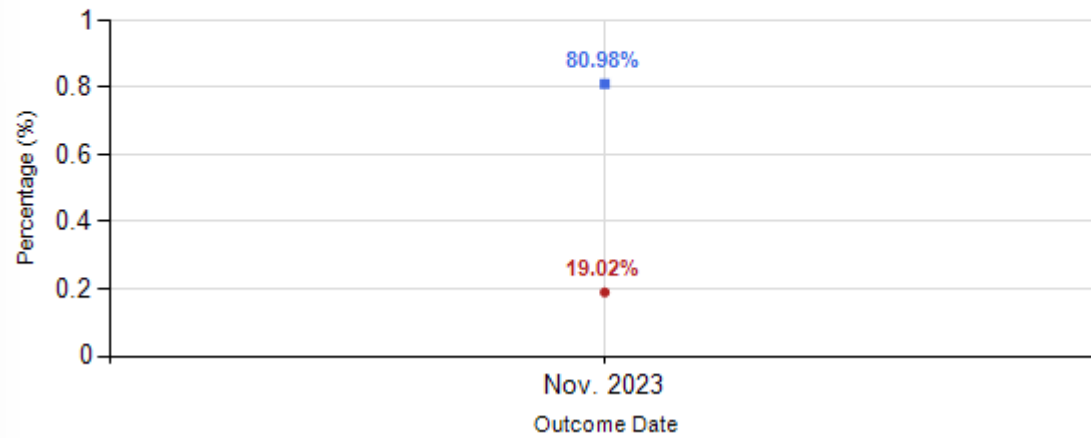
Live Release Rate Other Outcome Rate



### Canine Live Release vs Other Outcome (Month to Month Comparison) Percentage

11/1/2023 – 11/30/2023

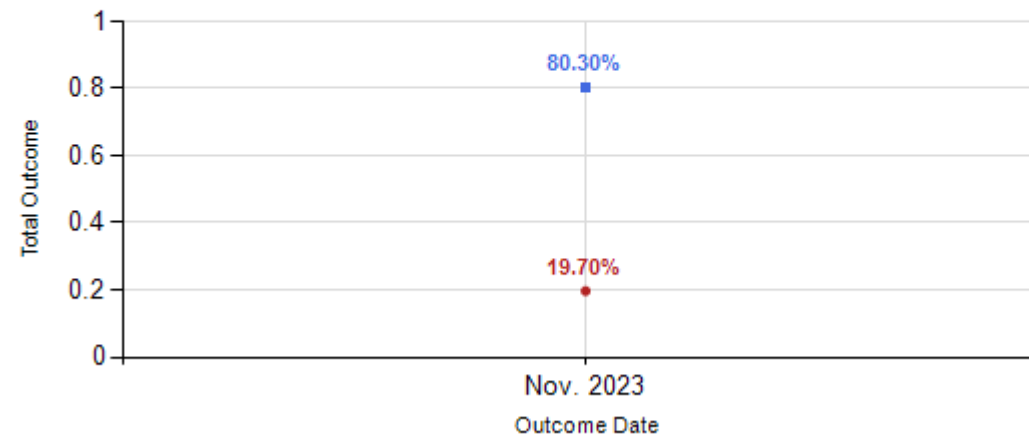
Live Release Rate Other Outcome Rate



### Feline Live Release vs Other Outcome (Month to Month Comparison) Percentage

11/1/2023 – 11/30/2023

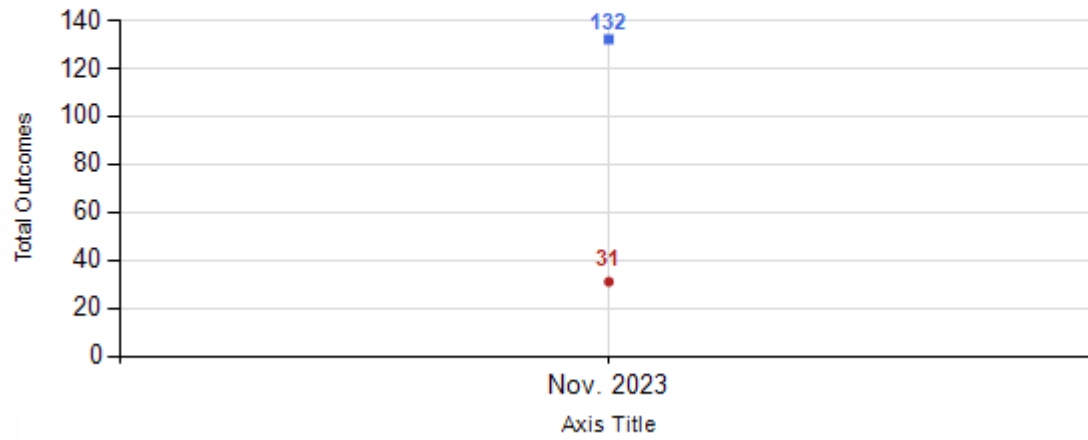
Live Release Rate Other Outcome Rate



### Canine Live Release vs Other Outcome (Month to Month Comparison) Percentage

11/1/2023 – 11/30/2023

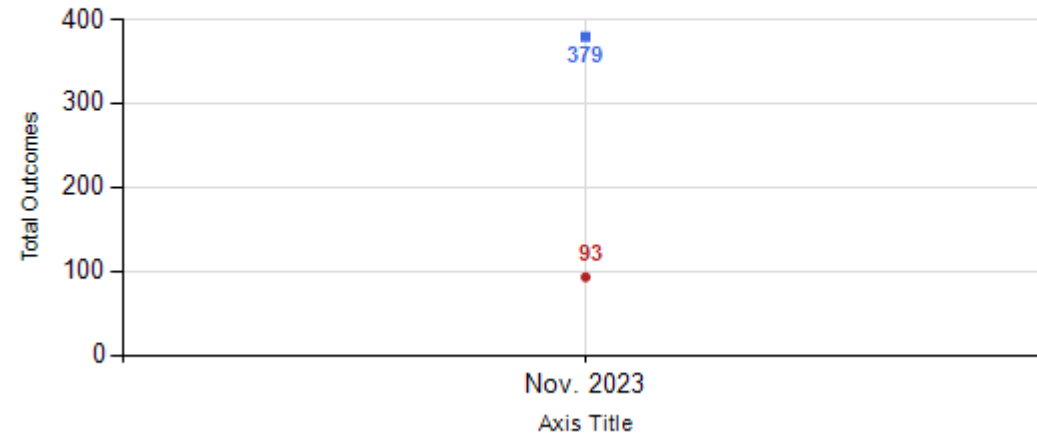
Live Release Rate Other Outcome Rate



### Feline Live Release vs Other Outcome (Month to Month Comparison) Percentage

11/1/2023 – 11/30/2023

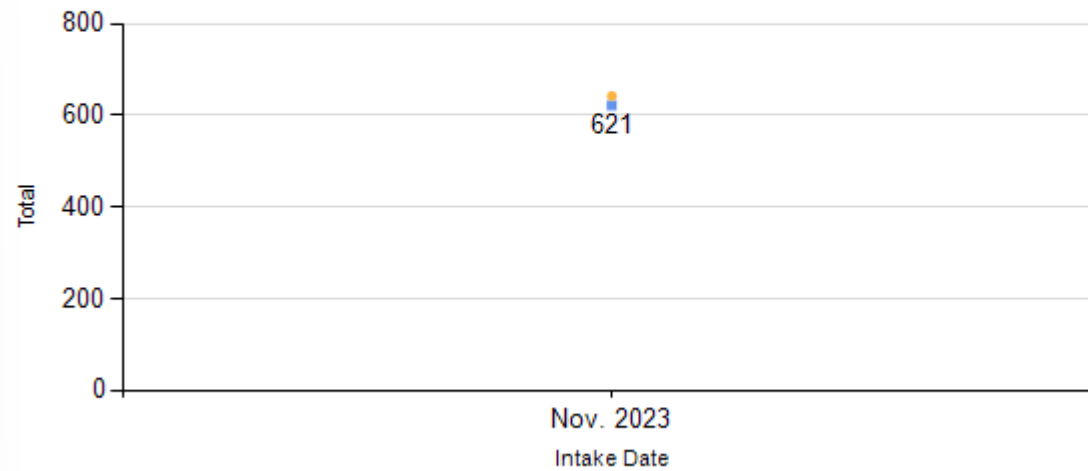
Live Release Rate Other Outcome Rate



### Total Intake & Outcome (Month to Month Comparison)

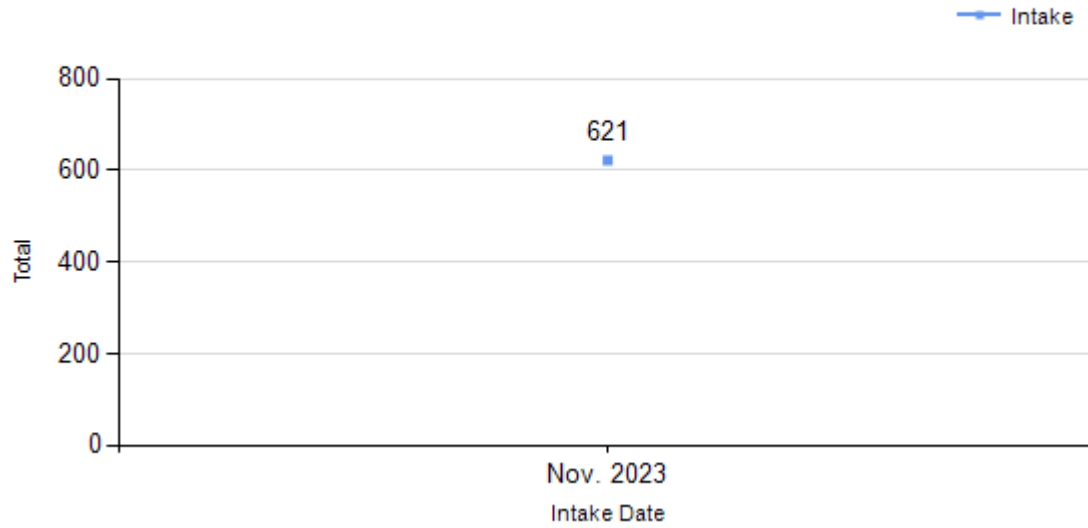
11/1/2023 – 11/30/2023

Intake Outcome

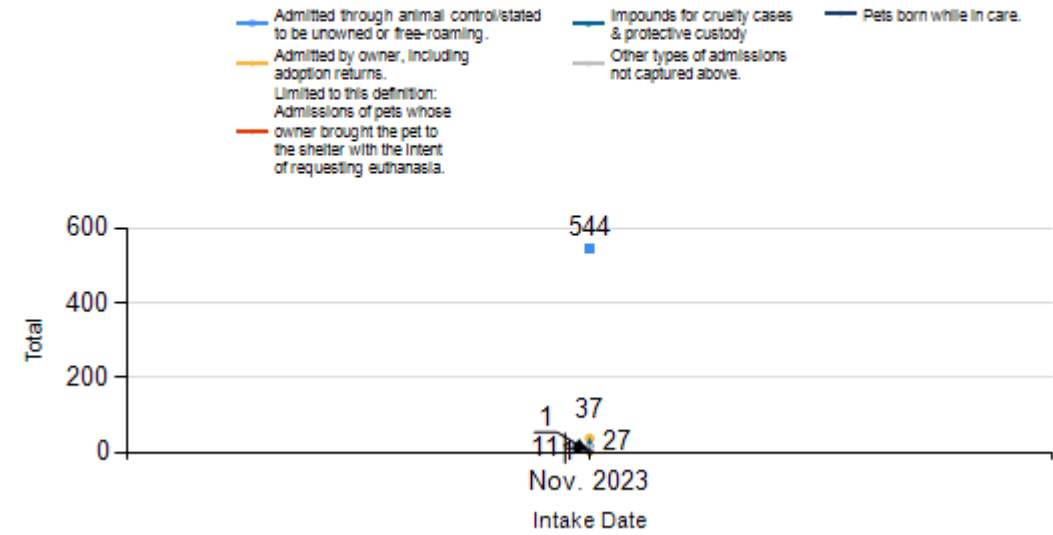


Intake Statistics Pivoted by Species (11/1/2023 - 11/30/2023)				Month to Month Comparison	
Species		Name	Total	Nov. 2023	
<b>Canine</b>	B	Stray/At Large	134	134	
	C	Relinquished by Owner	22	22	
	D	Owner Intended Euthanasia	1	1	
	E	Transferred in from Agency (Out of State)	0	0	
	E	Transferred in from Agency (In State)	0	0	
	F	Cruelty/Confiscate (Other Intakes)	19	19	
	F	Returns (Other Intakes)	4	4	
	F	Born in the Shelter (Other Intakes)	1	1	
			<b>Canine Live Intake</b>	<b>181</b>	<b>181</b>
<b>Feline</b>	B	Stray/At Large	410	410	
	C	Relinquished by Owner	15	15	
	D	Owner Intended Euthanasia	0	0	
	E	Transferred in from Agency (In State)	0	0	
	E	Transferred in from Agency (Out of State)	0	0	
	F	Cruelty/Confiscate (Other Intakes)	8	8	
	F	Returns (Other Intakes)	7	7	
	F	Born in the Shelter (Other Intakes)	0	0	
			<b>Feline Live Intake</b>	<b>440</b>	<b>440</b>
	B	Stray/At Large	544	544	
	C	Relinquished by Owner	37	37	
	D	Owner Intended Euthanasia	1	1	
	E	Transferred in from Agency (In State)	0	0	
	E	Transferred in from Agency (Out of State)	0	0	
	F	Cruelty/Confiscate (Other Intakes)	27	27	
	F	Returns (Other Intakes)	11	11	
	F	Born in the Shelter (Other Intakes)	1	1	
	<b>G</b>	<b>Total Live Intake</b>	<b>621</b>	<b>621</b>	

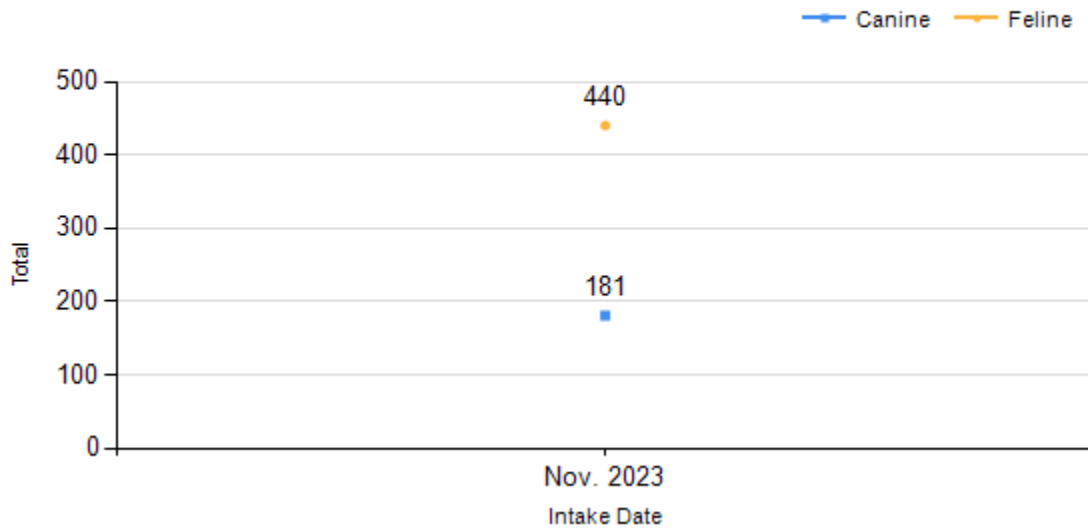
**Total Intake (Month to Month Comparison)**  
11/1/2023 - 11/30/2023



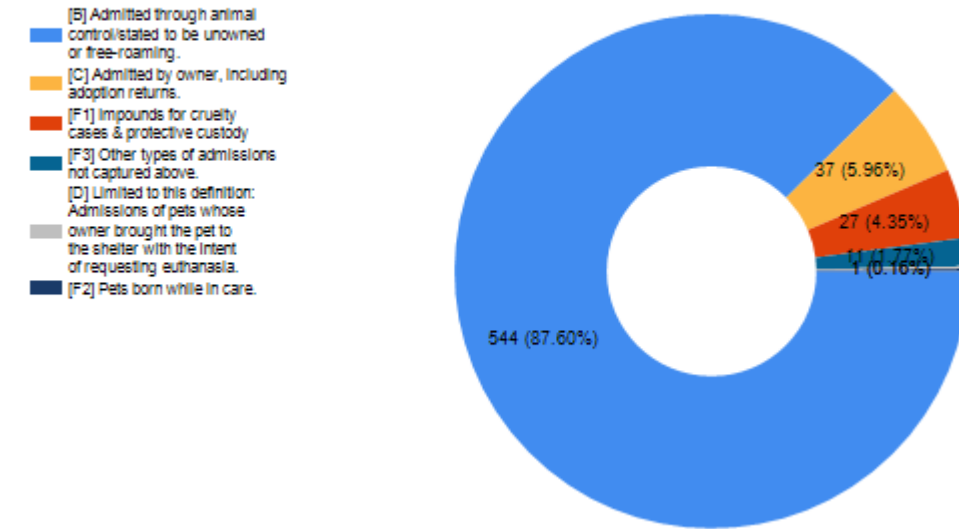
**Total Intake (Month to Month Comparison)**  
11/1/2023 - 11/30/2023 by Intake Type



**Total Intake (Month to Month Comparison)**  
11/1/2023 - 11/30/2023 by Species



**Total Intake (Month to Month Comparison)**  
11/1/2023 - 11/30/2023 by Intake Type

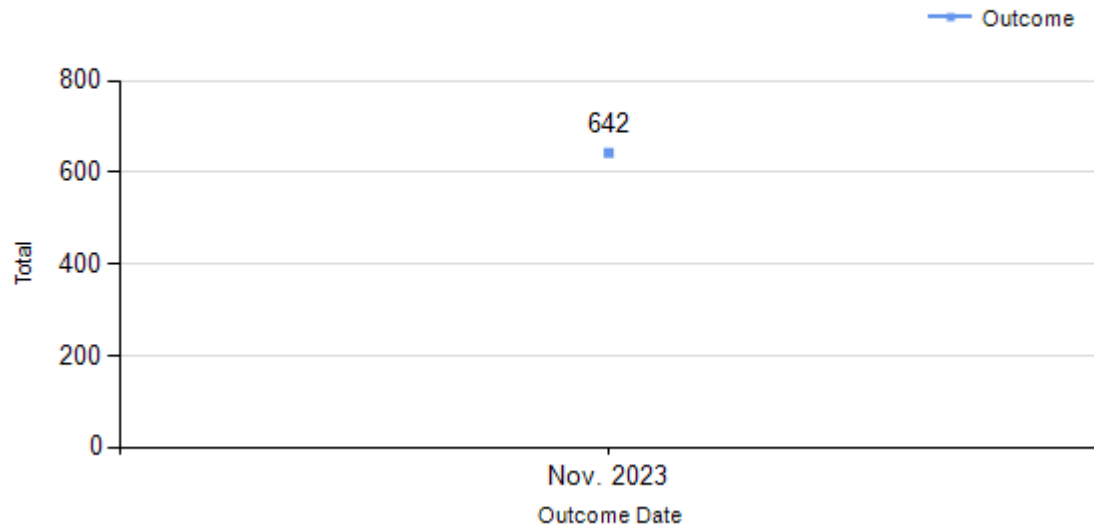


**Outcome Statistics Pivoted by Species  
(11/1/2023 - 11/30/2023)**

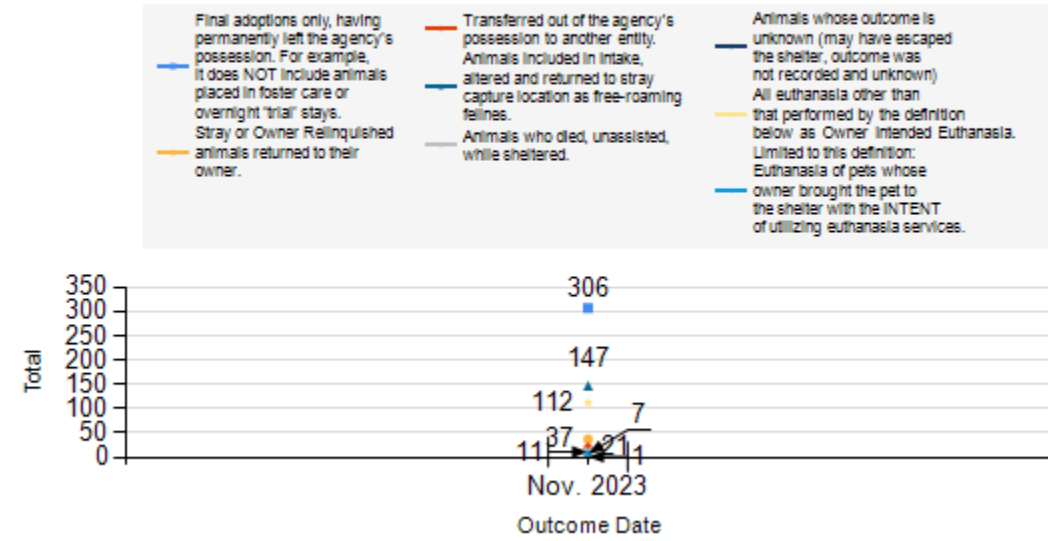
**Month to  
Month  
Comparison**

Species		Name	Total	Nov. 2023
<b>Canine</b>	H	Adoption	80	80
	I	Return to Owner	34	34
	J	Transferred to Another Agency	18	18
	K	Return to Field	0	0
	L	Other Live Outcomes	0	0
	<b>M</b>	<b>Subtotal: Live Outcomes</b>	<b>132</b>	<b>132</b>
	N	Died in Care	0	0
	O	Lost in Care	0	0
	P	Shelter Euthanasia	31	31
	Q	Owner Intended Euthanasia	6	6
	<b>R</b>	<b>Subtotal: Other Outcomes</b>	<b>37</b>	<b>37</b>
		<b>Canine Total Outcome</b>	<b>169</b>	<b>169</b>
<b>Feline</b>	H	Adoption	226	226
	I	Return to Owner	3	3
	J	Transferred to Another Agency	3	3
	K	Return to Field	147	147
	L	Other Live Outcomes	0	0
	<b>M</b>	<b>Subtotal: Live Outcomes</b>	<b>379</b>	<b>379</b>
	N	Died in Care	11	11
	O	Lost in Care	1	1
	P	Shelter Euthanasia	81	81
	Q	Owner Intended Euthanasia	1	1
	<b>R</b>	<b>Subtotal: Other Outcomes</b>	<b>94</b>	<b>94</b>
		<b>Feline Total Outcome</b>	<b>473</b>	<b>473</b>
	H	Adoption	306	306
	I	Return to Owner	37	37
	J	Transferred to Another Agency	21	21
	K	Return to Field	147	147
	L	Other Live Outcomes	0	0
	N	Died in Care	11	11
	O	Lost in Care	1	1
	P	Shelter Euthanasia	112	112
	Q	Owner Intended Euthanasia	7	7
	<b>S</b>	<b>Total Outcome</b>	<b>642</b>	<b>642</b>

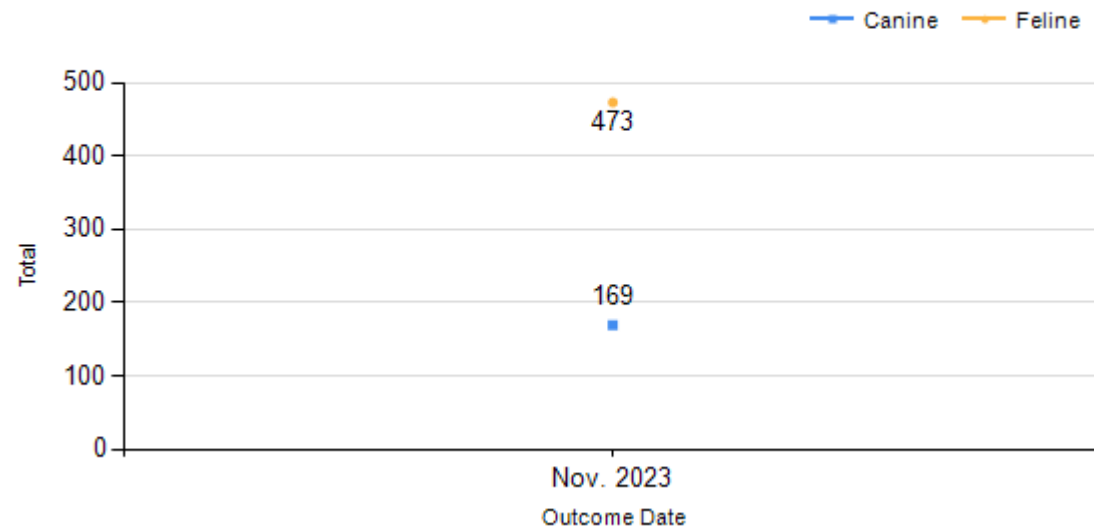
**Total Outcome (Month to Month Comparison)**  
11/1/2023 - 11/30/2023



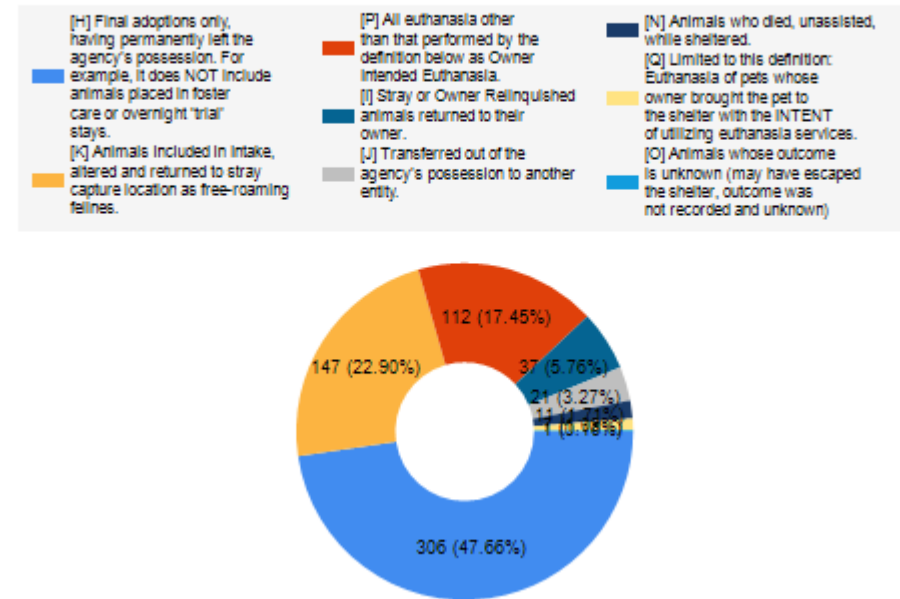
**Total Outcome (Month to Month Comparison)**  
11/1/2023 - 11/30/2023 by Intake Type



**Total Outcome (Month to Month Comparison)**  
11/1/2023 - 11/30/2023 by Species



**Total Outcome (Month to Month Comparison)**  
11/1/2023 - 11/30/2023 by Outcome Type



	TOTAL			Canine			Feline		
	Live Release	Live Release (%)	Change (%)	Live Release	Live Release (%)	Change (%)	Live Release	Live Release (%)	Change (%)
Nov. 2023	511	80.47%	NaN	132	80.98%	NaN	379	80.30%	NaN
<b>11/1/2023 - 11/30/2023</b>	<b>642</b>	<b>80.47%</b>							

Formula:  
 $M / (S \text{ subtract } Q)$   
 $511 / (642 \text{ subtract } 7) = 80.47\%$