

**Intake & Outcome Statistics
(10/1/2021 - 10/31/2021)
Pivoted by Intake & Outcome**

**Month to
Month
Comparison**

		Canine	Feline	Total	Oct. 2021
LIVE INTAKE					
B	Stray/At Large	135	381	516	516
C	Relinquished by Owner	8	15	23	23
D	Owner Intended Euthanasia	9	2	11	11
E	Transferred in from Agency (In State)	0	0	0	0
E	Transferred in from Agency (Out of State)	0	0	0	0
F	Cruelty/Confiscate (Other Intakes)	10	0	10	10
F	Born in the Shelter (Other Intakes)	0	4	4	4
F	Returns (Other Intakes)	9	8	17	17
G	Total Live Intake [B + C + D + E + F]	171	410	581	581
OUTCOMES					
H	Adoption	90	214	304	304
I	Return to Owner	30	3	33	33
J	Transferred to Another Agency	34	10	44	44
K	Return to Field	0	99	99	99
L	Other Live Outcomes	0	0	0	0
M	Subtotal: Live Outcomes [H + I + J + K + L]	154	326	480	480
N	Died in Care	1	18	19	19
O	Lost in Care	0	0	0	0
P	Shelter Euthanasia	12	45	57	57
Q	Owner Intended Euthanasia	11	4	15	15

R	Subtotal: Other Outcomes [N + O + P + Q]	24	67	91	91
S	Total Outcomes [M + R]	178	393	571	571
	Asilomar "Lite" Live Release Rate:	92.22%	83.80%	86.33%	86.33%
	Canine Asilomar "Lite" Live Release Rate			92.22%	92.22%
	Feline Asilomar "Lite" Live Release Rate			83.80%	83.80%

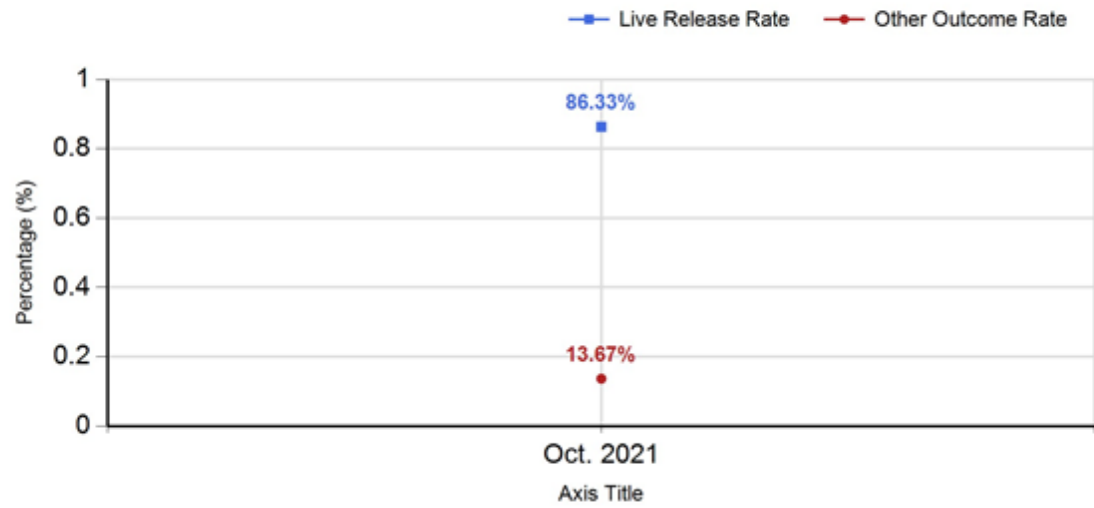
Formula:

$$M / (S \text{ subtract } Q)$$

$$480 / (571 \text{ subtract } 15) = 86.33\%$$

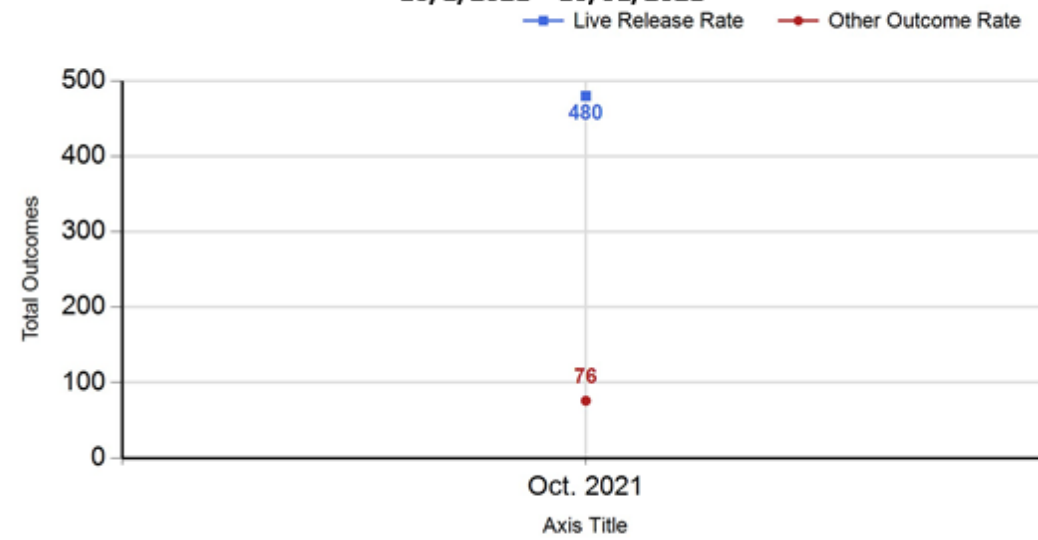
Live Release vs Other Outcome (Month to Month Comparison)

Percentage
10/1/2021 – 10/31/2021



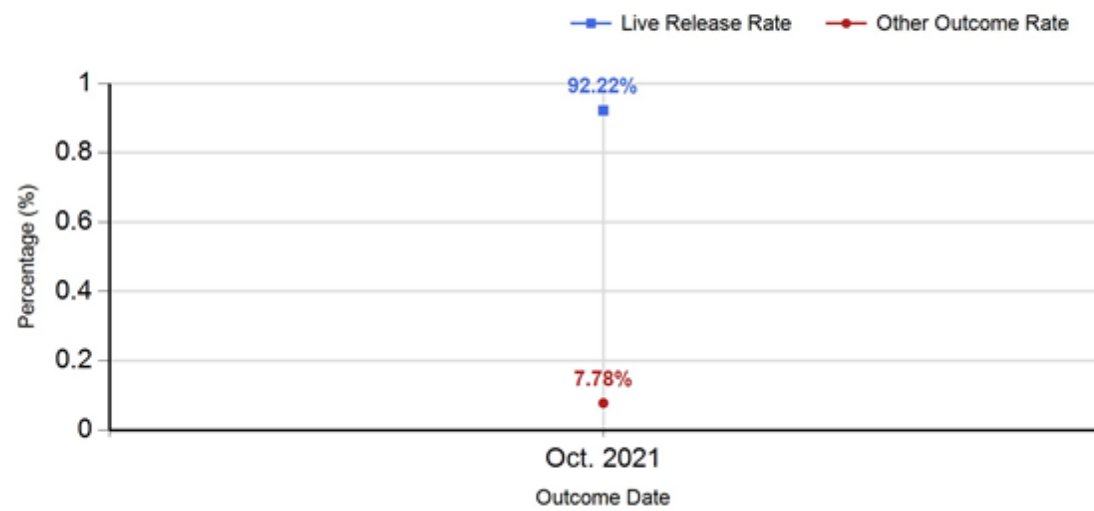
Live Release vs Other Outcome (Month to Month Comparison)

Total
10/1/2021 – 10/31/2021



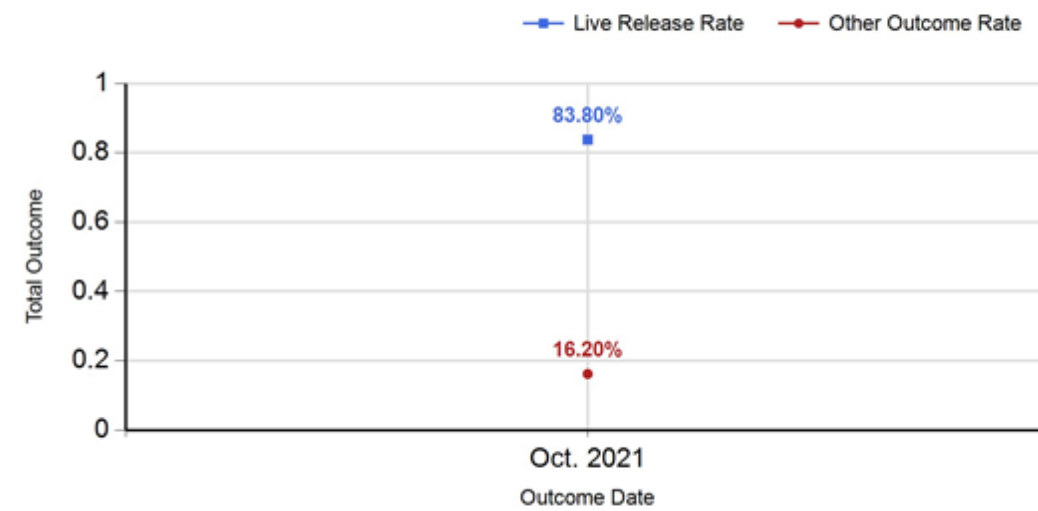
Canine Live Release vs Other Outcome (Month to Month Comparison)

Percentage
10/1/2021 – 10/31/2021

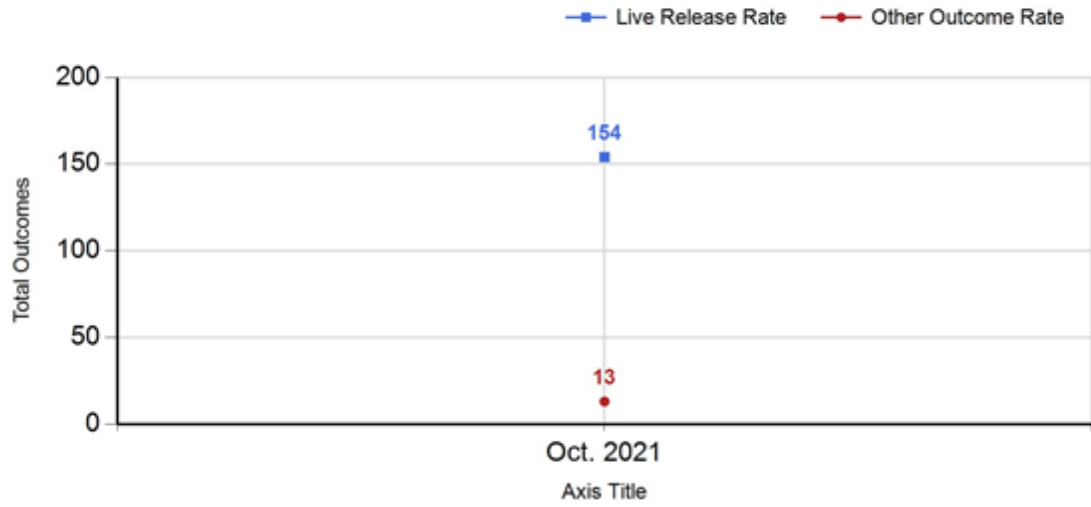


Feline Live Release vs Other Outcome (Month to Month Comparison)

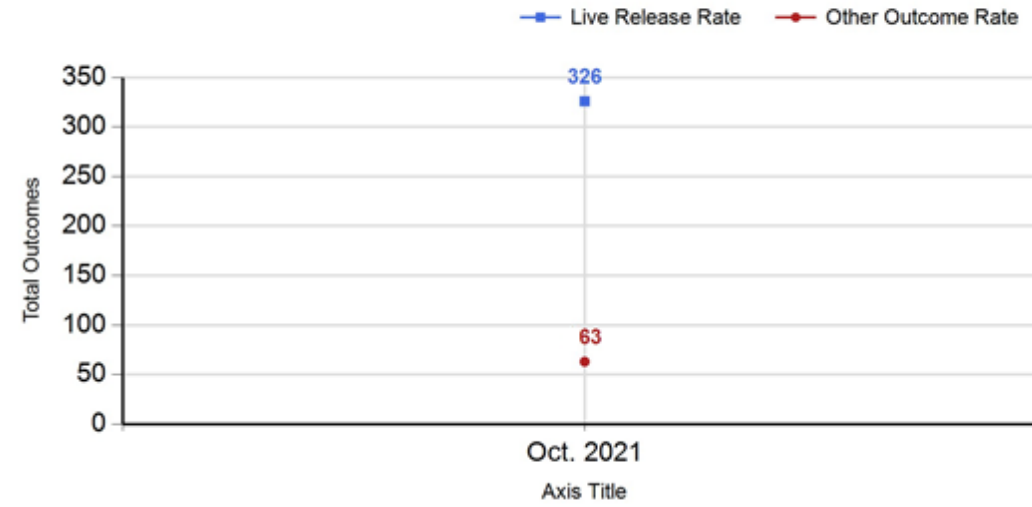
Percentage
10/1/2021 – 10/31/2021



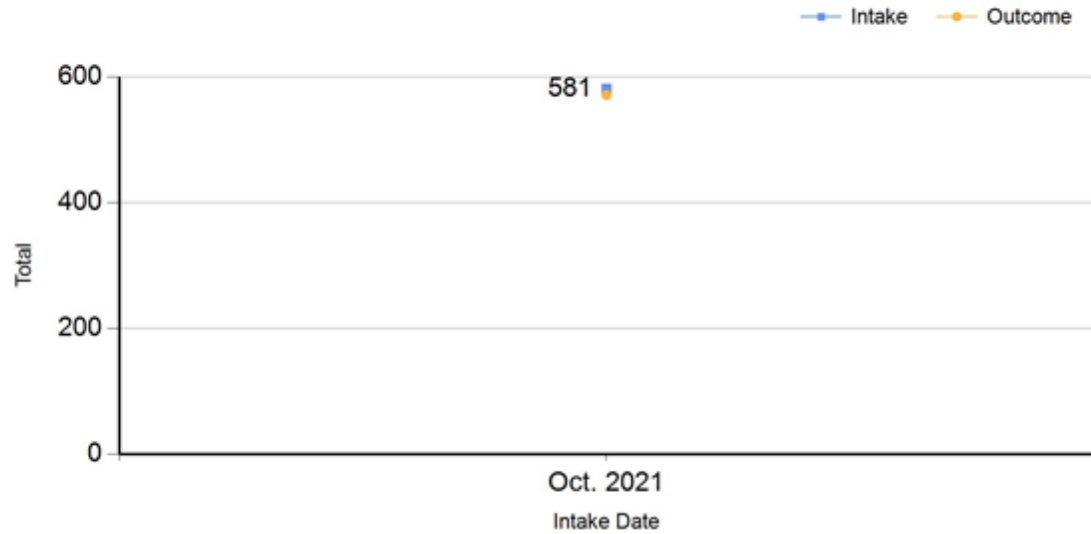
Canine Live Release vs Other Outcome (Month to Month Comparison)
Percentage
10/1/2021 – 10/31/2021



Feline Live Release vs Other Outcome (Month to Month Comparison)
Percentage
10/1/2021 – 10/31/2021



Total Intake & Outcome (Month to Month Comparison)
10/1/2021 – 10/31/2021



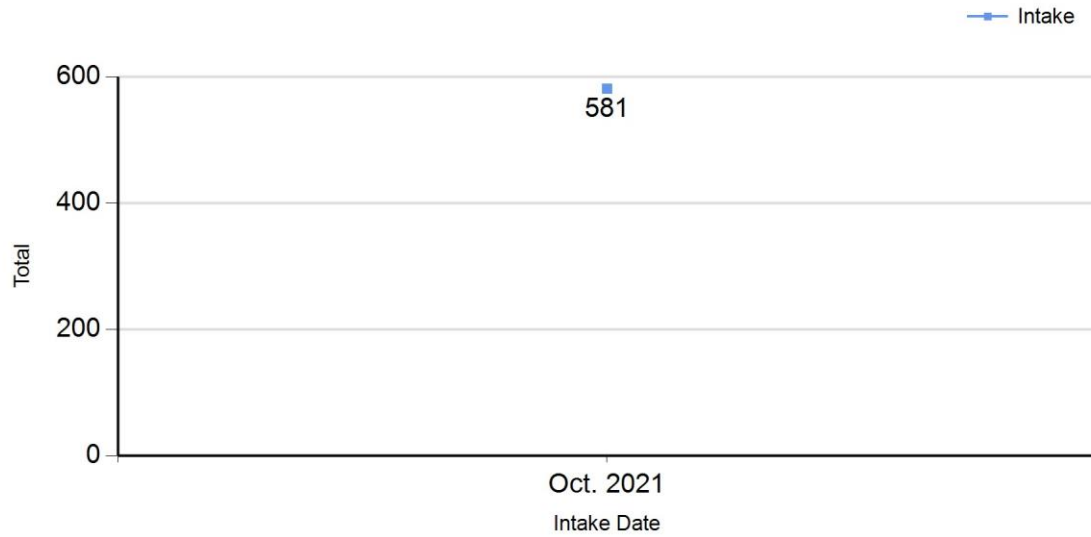
**Intake Statistics Pivoted by Species
(10/1/2021 - 10/31/2021)**

**Month to
Month
Comparison**

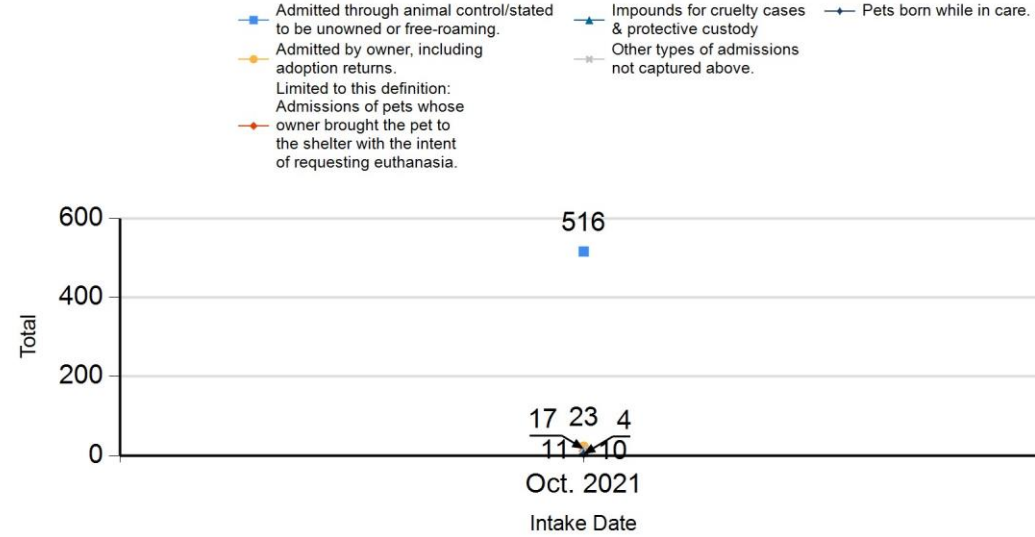
Species		Name	Total	Oct. 2021
Canine	B	Stray/At Large	135	135
	C	Relinquished by Owner	8	8
	D	Owner Intended Euthanasia	9	9
	E	Transferred in from Agency (Out of State)	0	0
	E	Transferred in from Agency (In State)	0	0
	F	Cruelty/Confiscate (Other Intakes)	10	10
	F	Returns (Other Intakes)	9	9
	F	Born in the Shelter (Other Intakes)	0	0
			Canine Live Intake	171
Feline	B	Stray/At Large	381	381
	C	Relinquished by Owner	15	15
	D	Owner Intended Euthanasia	2	2
	E	Transferred in from Agency (In State)	0	0
	E	Transferred in from Agency (Out of State)	0	0
	F	Returns (Other Intakes)	8	8
	F	Born in the Shelter (Other Intakes)	4	4
	F	Cruelty/Confiscate (Other Intakes)	0	0
			Feline Live Intake	410
	B	Stray/At Large	516	516
	C	Relinquished by Owner	23	23

	D	Owner Intended Euthanasia	11	11
	E	Transferred in from Agency (In State)	0	0
	E	Transferred in from Agency (Out of State)	0	0
	F	Cruelty/Confiscate (Other Intakes)	10	10
	F	Returns (Other Intakes)	17	17
	F	Born in the Shelter (Other Intakes)	4	4
	G	Total Live Intake	581	581

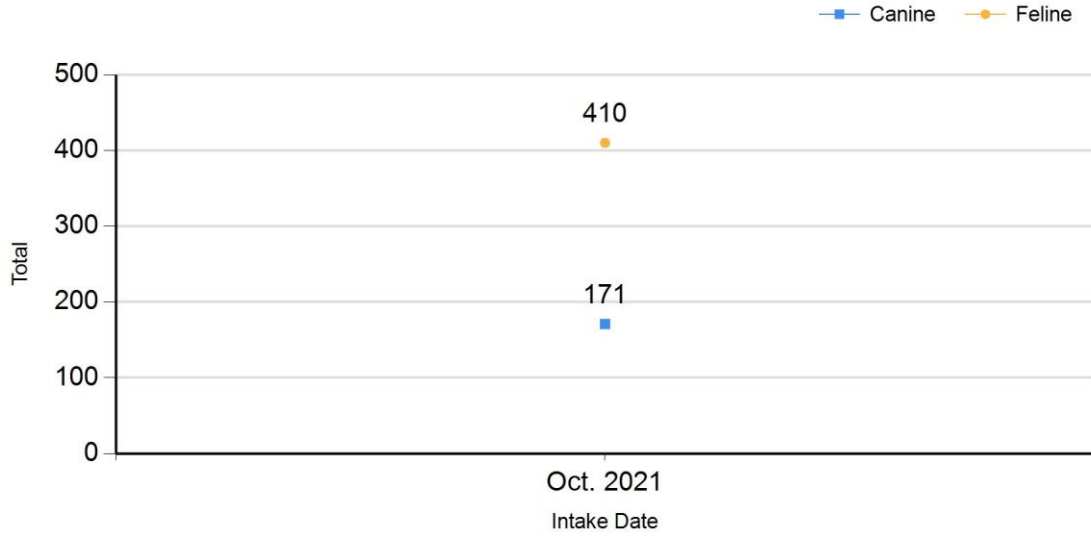
**Total Intake (Month to Month Comparison)
10/1/2021 - 10/31/2021**



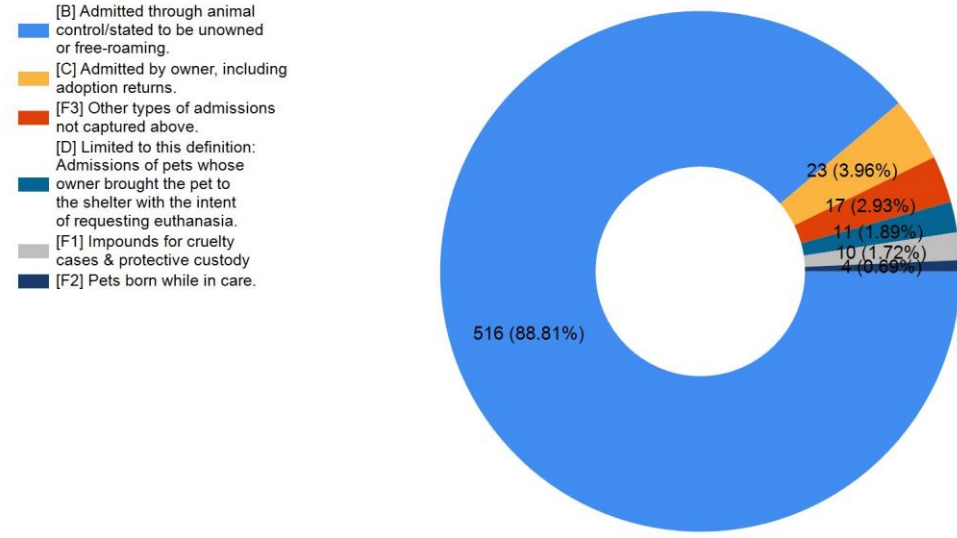
**Total Intake (Month to Month Comparison)
10/1/2021 - 10/31/2021 by Intake Type**



**Total Intake (Month to Month Comparison)
10/1/2021 - 10/31/2021 by Species**



**Total Intake (Month to Month Comparison)
10/1/2021 - 10/31/2021 by Intake Type**



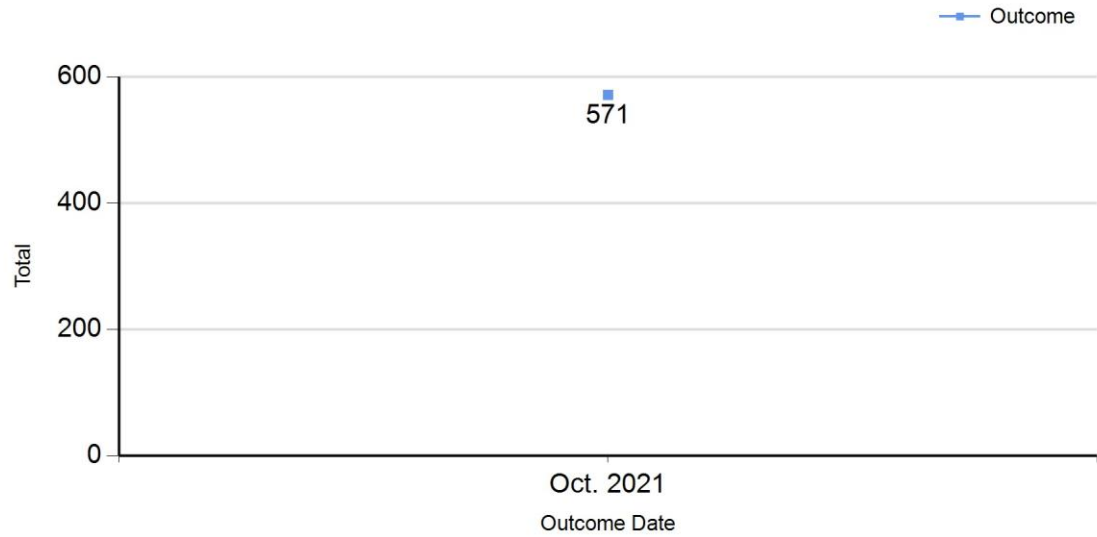
**Outcome Statistics Pivoted by Species
(10/1/2021 - 10/31/2021)**

**Month to
Month
Comparison**

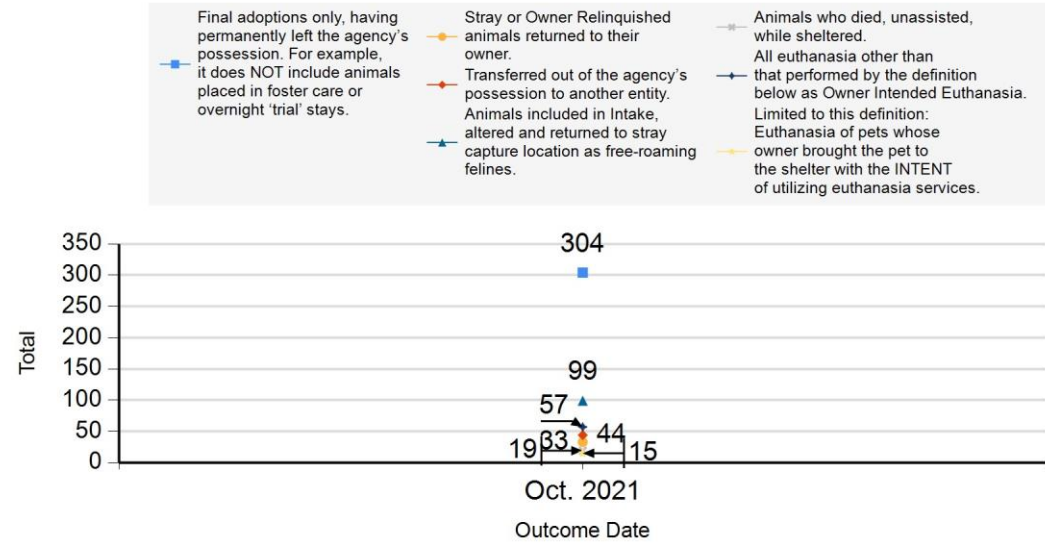
Species		Name	Total	Oct. 2021
Canine	H	Adoption	90	90
	I	Return to Owner	30	30
	J	Transferred to Another Agency	34	34
	K	Return to Field	0	0
	L	Other Live Outcomes	0	0
	M	Subtotal: Live Outcomes	154	154
	N	Died in Care	1	1
	O	Lost in Care	0	0
	P	Shelter Euthanasia	12	12
	Q	Owner Intended Euthanasia	11	11
	R	Subtotal: Other Outcomes	24	24
	Canine Total Outcome			178
Feline	H	Adoption	214	214
	I	Return to Owner	3	3
	J	Transferred to Another Agency	10	10
	K	Return to Field	99	99
	L	Other Live Outcomes	0	0
	M	Subtotal: Live Outcomes	326	326
	N	Died in Care	18	18
	O	Lost in Care	0	0
	P	Shelter Euthanasia	45	45
	Q	Owner Intended Euthanasia	4	4
	R	Subtotal: Other Outcomes	67	67
	Feline Total Outcome			393
	H	Adoption	304	304

	I	Return to Owner	33	33
	J	Transferred to Another Agency	44	44
	K	Return to Field	99	99
	L	Other Live Outcomes	0	0
	N	Died in Care	19	19
	O	Lost in Care	0	0
	P	Shelter Euthanasia	57	57
	Q	Owner Intended Euthanasia	15	15
	S	Total Outcome	571	571

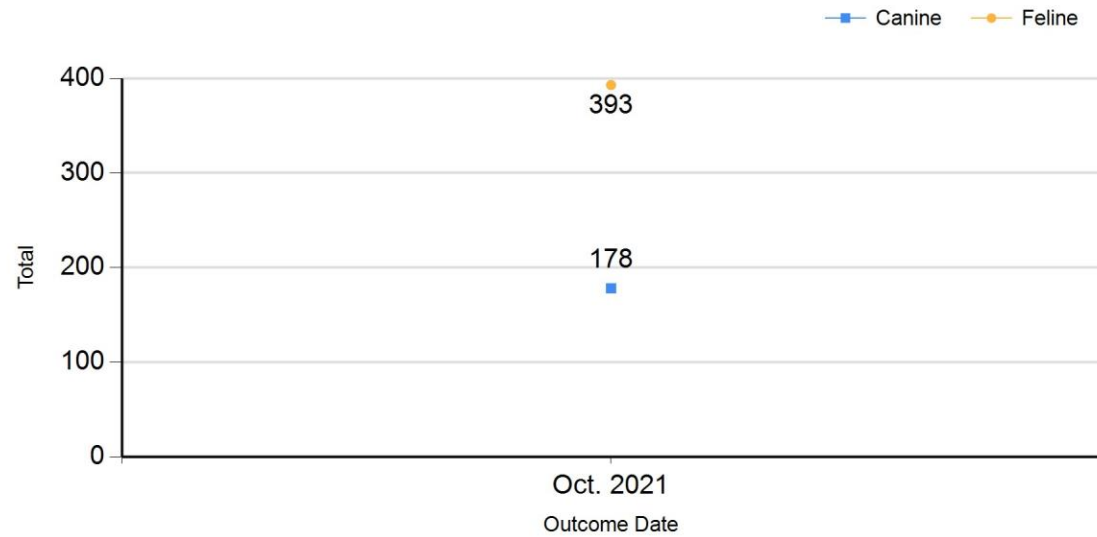
Total Outcome (Month to Month Comparison)
10/1/2021 - 10/31/2021



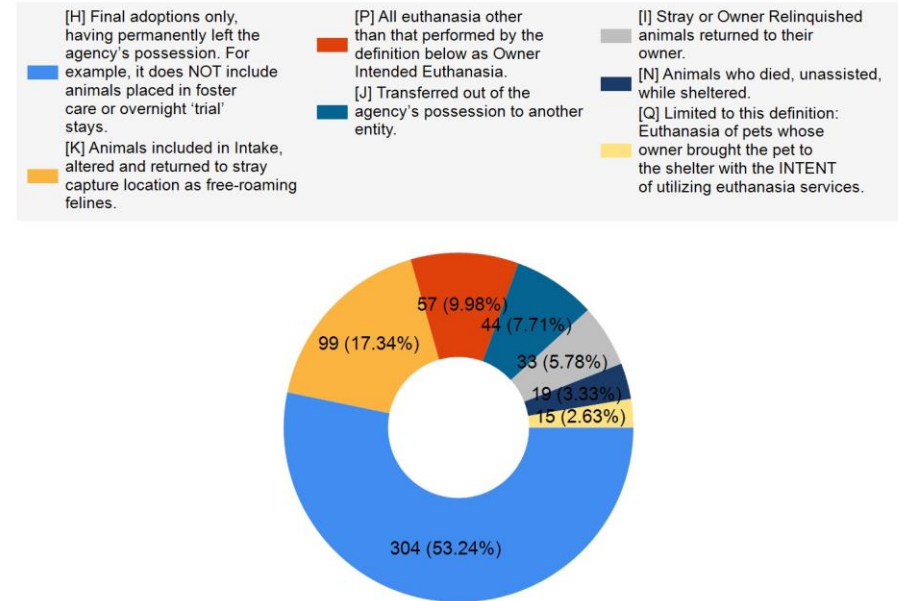
Total Outcome (Month to Month Comparison)
10/1/2021 - 10/31/2021 by Intake Type



Total Outcome (Month to Month Comparison)
10/1/2021 - 10/31/2021 by Species



Total Outcome (Month to Month Comparison)
10/1/2021 - 10/31/2021 by Outcome Type



	TOTAL			Canine			Feline		
	Live Release	Live Release (%)	Change (%)	Live Release	Live Release (%)	Change (%)	Live Release	Live Release (%)	Change (%)
Oct. 2021	480	86.33%	NaN	154	92.22%	NaN	326	83.80%	NaN

Formula:
M / (S subtract Q)
480 / (571 subtract 15) = 86.33%

6/8/2022 1:24:10 PM