

Intake & Outcome Statistics
(10/1/2023 - 10/31/2023)
Pivoted by Intake & Outcome

**Month to
Month
Comparison**

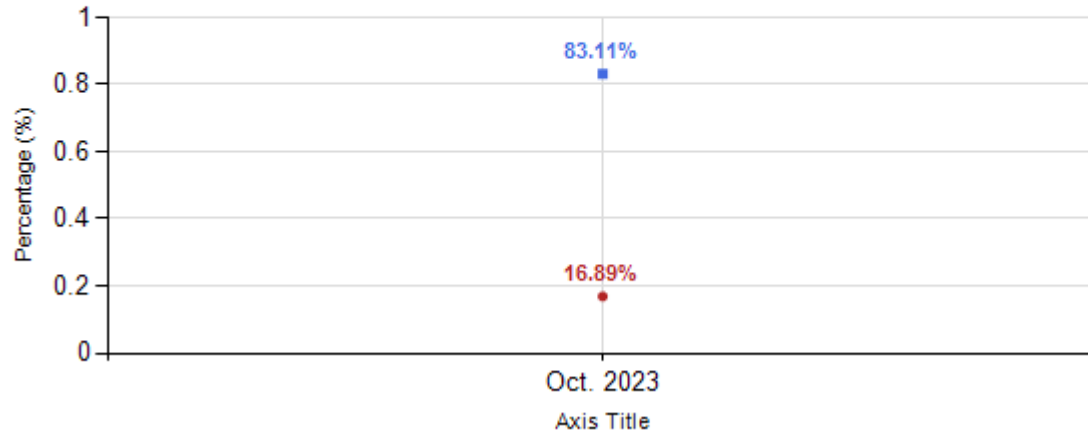
		Canine	Feline	Total	Oct. 2023
LIVE INTAKE					
B	Stray/At Large	165	553	718	718
C	Relinquished by Owner	22	13	35	35
D	Owner Intended Euthanasia	5	0	5	5
E	Transferred in from Agency (In State)	0	0	0	0
E	Transferred in from Agency (Out of State)	0	0	0	0
F	Cruelty/Confiscate (Other Intakes)	18	8	26	26
F	Born in the Shelter (Other Intakes)	0	0	0	0
F	Returns (Other Intakes)	3	4	7	7
G	Total Live Intake [B + C + D + E + F]	213	578	791	791
OUTCOMES					
H	Adoption	99	263	362	362
I	Return to Owner	48	6	54	54
J	Transferred to Another Agency	38	1	39	39
K	Return to Field	0	214	214	214
L	Other Live Outcomes	0	0	0	0
M	Subtotal: Live Outcomes [H + I + J + K + L]	185	484	669	669
N	Died in Care	0	27	27	27
O	Lost in Care	0	0	0	0
P	Shelter Euthanasia	28	81	109	109
Q	Owner Intended Euthanasia	9	0	9	9
R	Subtotal: Other Outcomes [N + O + P + Q]	37	108	145	145
S	Total Outcomes [M + R]	222	592	814	814
Asilomar "Lite" Live Release Rate:					
		86.85%	81.76%	83.11%	83.11%
	Canine Asilomar "Lite" Live Release Rate			86.85%	86.85%
	Feline Asilomar "Lite" Live Release Rate			81.76%	81.76%

Formula:
M / (S subtract Q)
669 / (814 subtract 9) = 83.11%

Live-Release-vs-Other-Outcome-(Month-to-Month-Comparison)-Percentage'

10/1/2023 – 10/31/2023

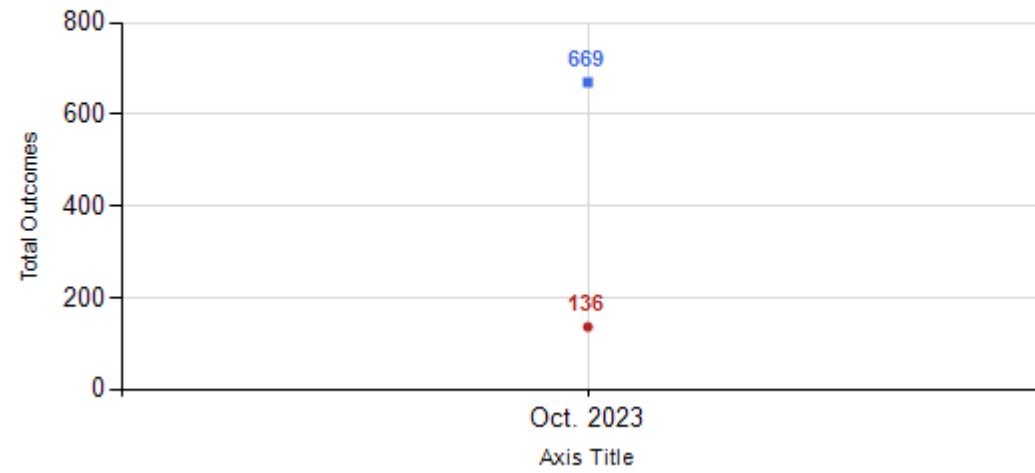
Live Release Rate Other Outcome Rate



Live Release vs Other Outcome (Month to Month Comparison) Total

10/1/2023 – 10/31/2023

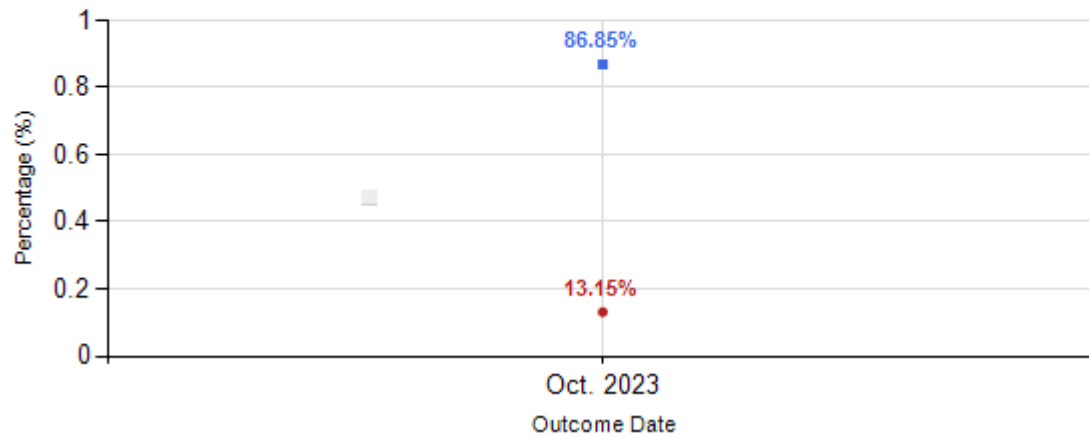
Live Release Rate Other Outcome Rate



Canine Live Release vs Other Outcome (Month to Month Comparison) Percentage

10/1/2023 – 10/31/2023

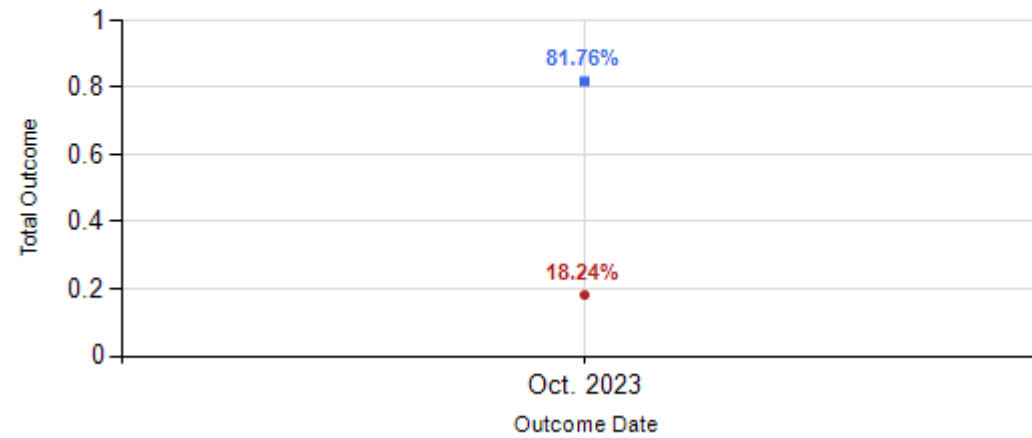
Live Release Rate Other Outcome Rate



Feline Live Release vs Other Outcome (Month to Month Comparison) Percentage

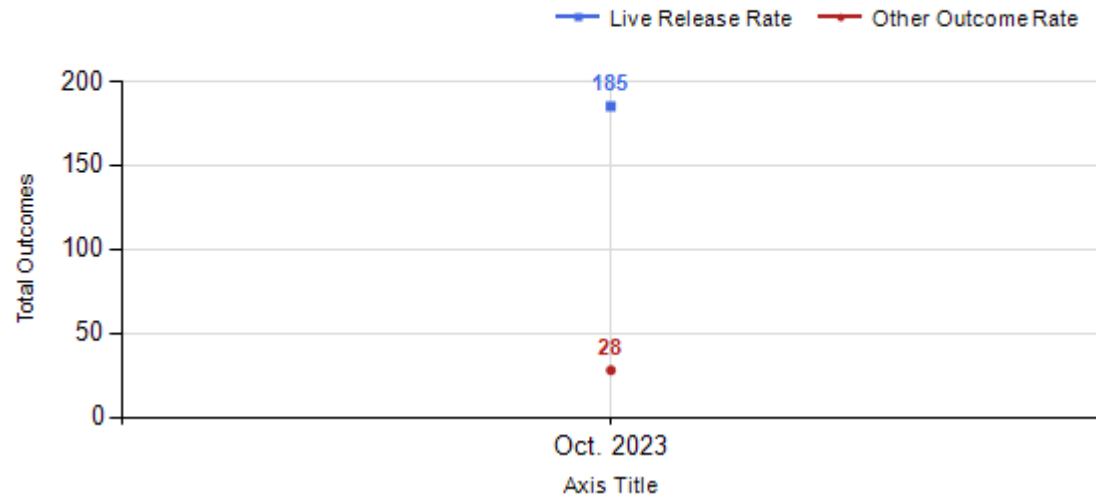
10/1/2023 – 10/31/2023

Live Release Rate Other Outcome Rate



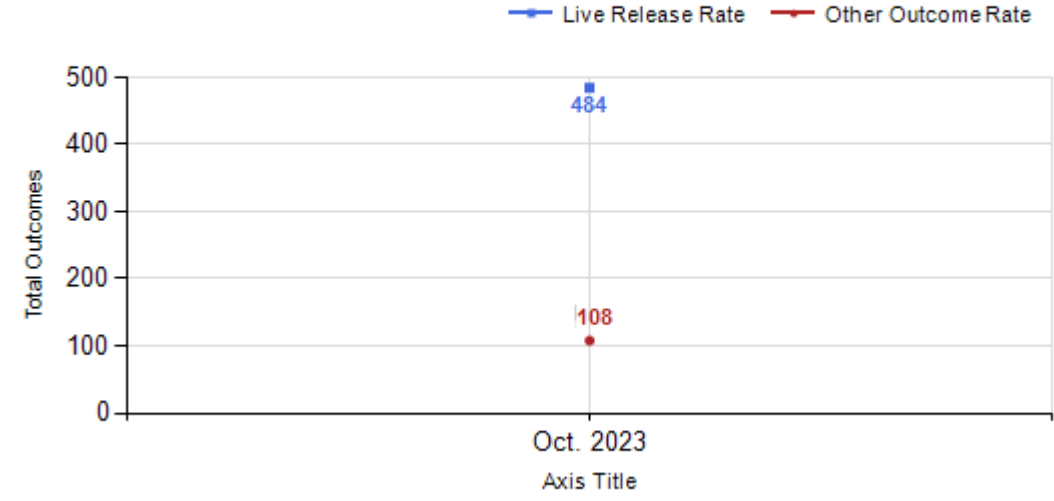
Canine Live Release vs Other Outcome (Month to Month Comparison) Percentage

10/1/2023 – 10/31/2023



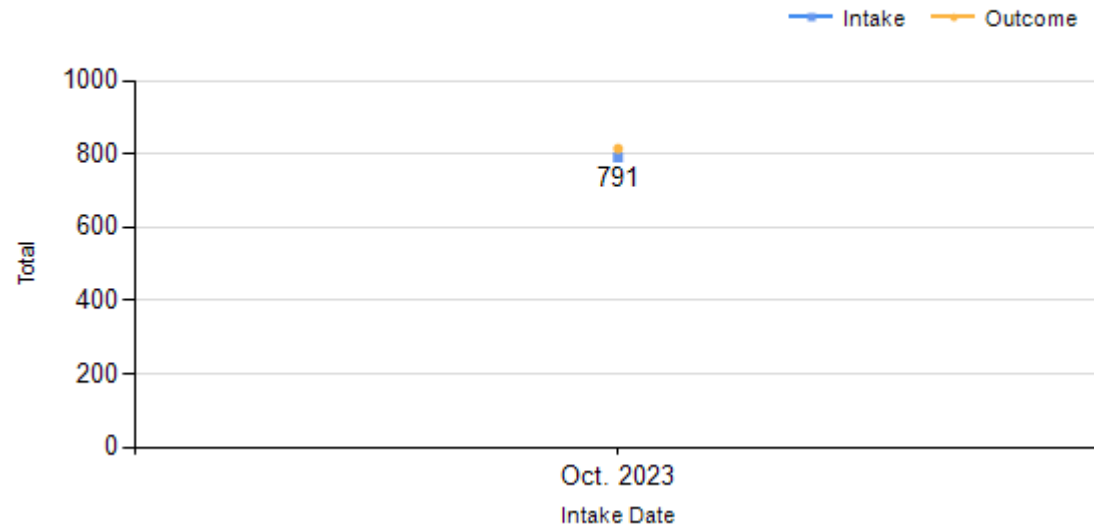
Feline Live Release vs Other Outcome (Month to Month Comparison) Percentage

10/1/2023 – 10/31/2023



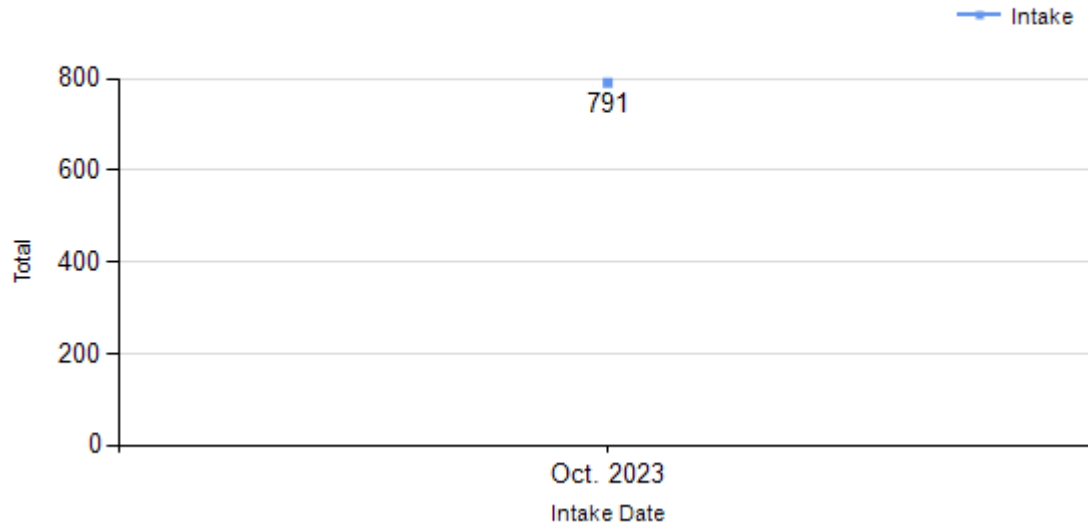
Total Intake & Outcome (Month to Month Comparison)

10/1/2023 – 10/31/2023

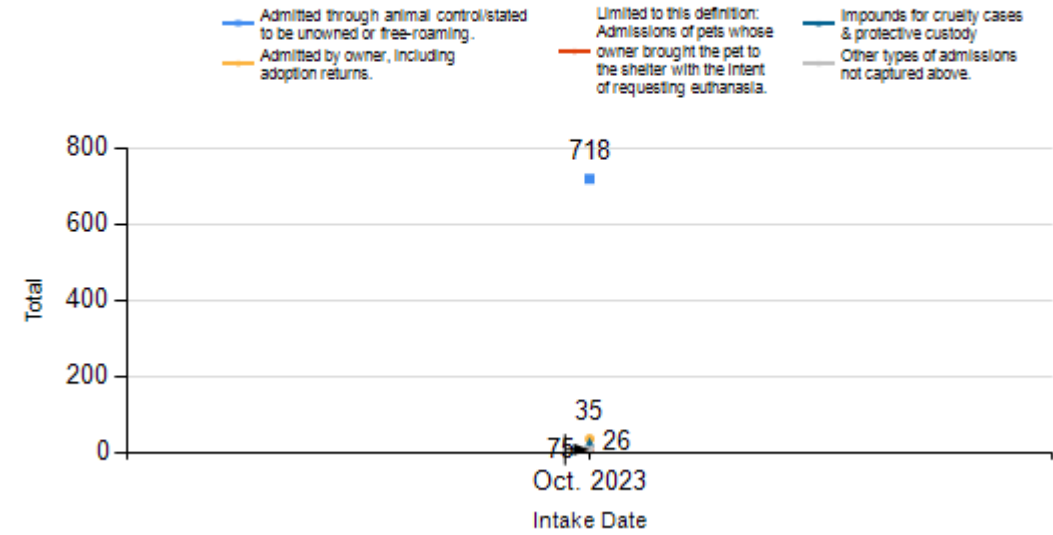


Intake Statistics Pivoted by Species (10/1/2023 - 10/31/2023)				Month to Month Comparison
Species		Name	Total	Oct. 2023
Canine	B	Stray/At Large	165	165
	C	Relinquished by Owner	22	22
	D	Owner Intended Euthanasia	5	5
	E	Transferred in from Agency (Out of State)	0	0
	E	Transferred in from Agency (In State)	0	0
	F	Cruelty/Confiscate (Other Intakes)	18	18
	F	Returns (Other Intakes)	3	3
	F	Born in the Shelter (Other Intakes)	0	0
			Canine Live Intake	213
Feline	B	Stray/At Large	553	553
	C	Relinquished by Owner	13	13
	D	Owner Intended Euthanasia	0	0
	E	Transferred in from Agency (In State)	0	0
	E	Transferred in from Agency (Out of State)	0	0
	F	Returns (Other Intakes)	4	4
	F	Cruelty/Confiscate (Other Intakes)	8	8
	F	Born in the Shelter (Other Intakes)	0	0
			Feline Live Intake	578
	B	Stray/At Large	718	718
	C	Relinquished by Owner	35	35
	D	Owner Intended Euthanasia	5	5
	E	Transferred in from Agency (In State)	0	0
	E	Transferred in from Agency (Out of State)	0	0
	F	Cruelty/Confiscate (Other Intakes)	26	26
	F	Returns (Other Intakes)	7	7
	F	Born in the Shelter (Other Intakes)	0	0
	G	Total Live Intake	791	791

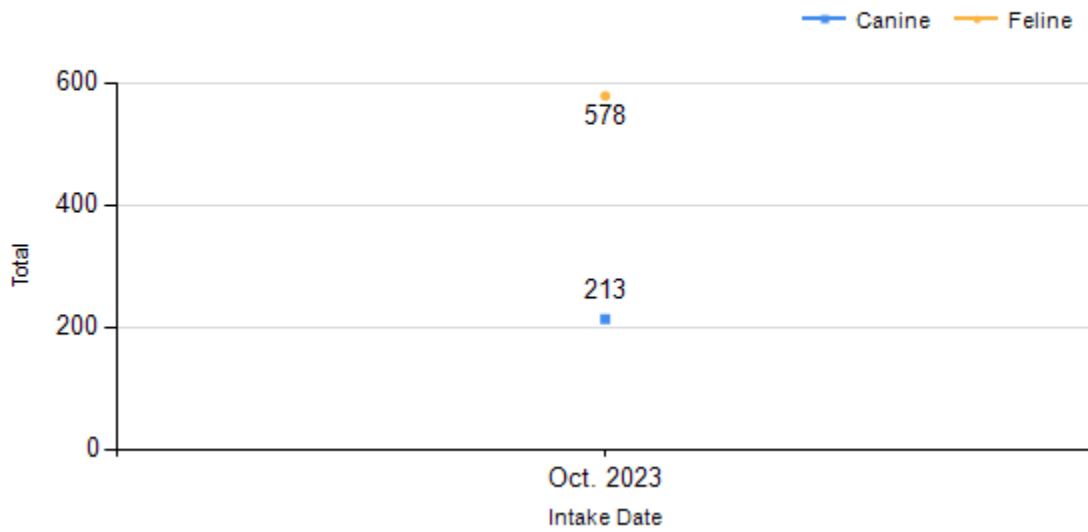
Total Intake (Month to Month Comparison)
10/1/2023 - 10/31/2023



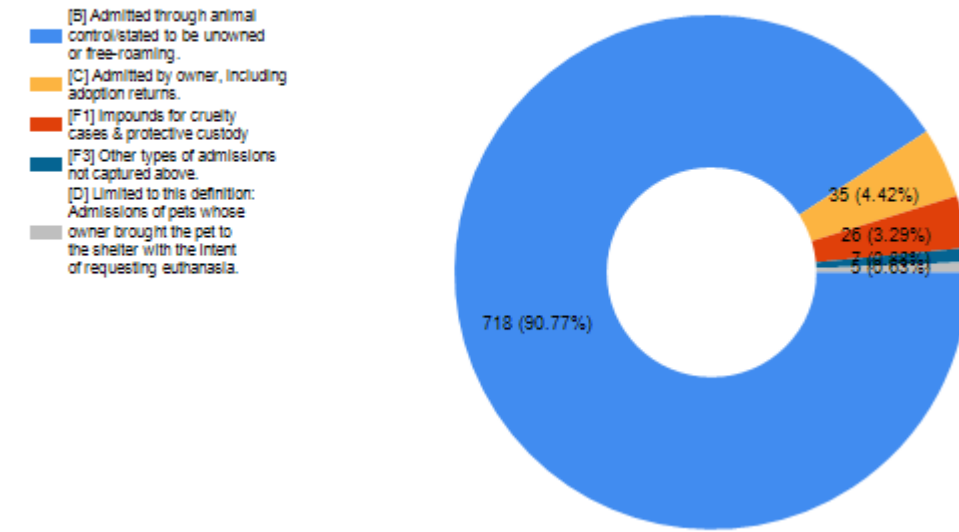
Total Intake (Month to Month Comparison)
10/1/2023 - 10/31/2023 by Intake Type



Total Intake (Month to Month Comparison)
10/1/2023 - 10/31/2023 by Species



Total Intake (Month to Month Comparison)
10/1/2023 - 10/31/2023 by Intake Type

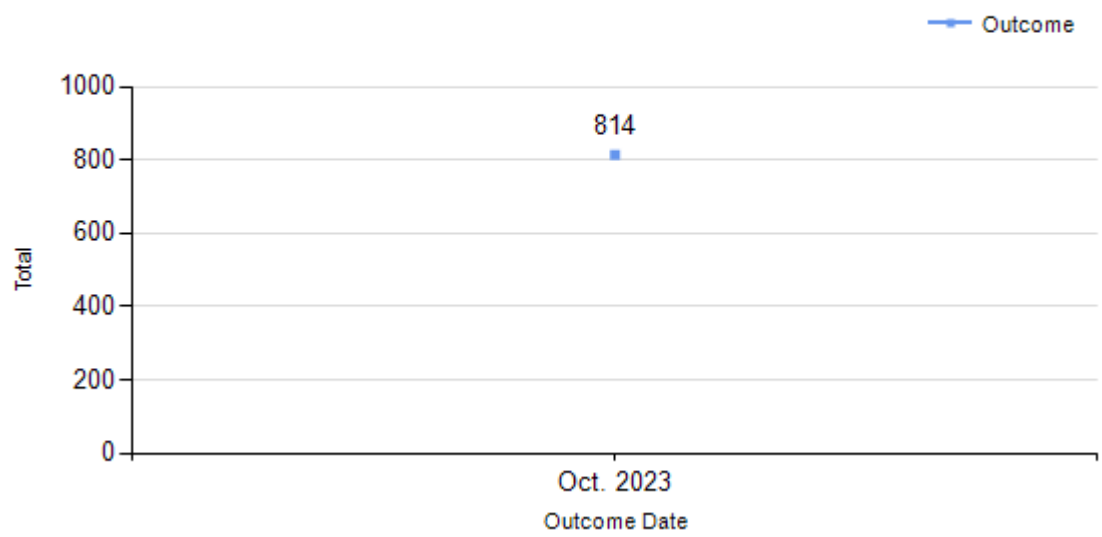


**Outcome Statistics Pivoted by Species
(10/1/2023 - 10/31/2023)**

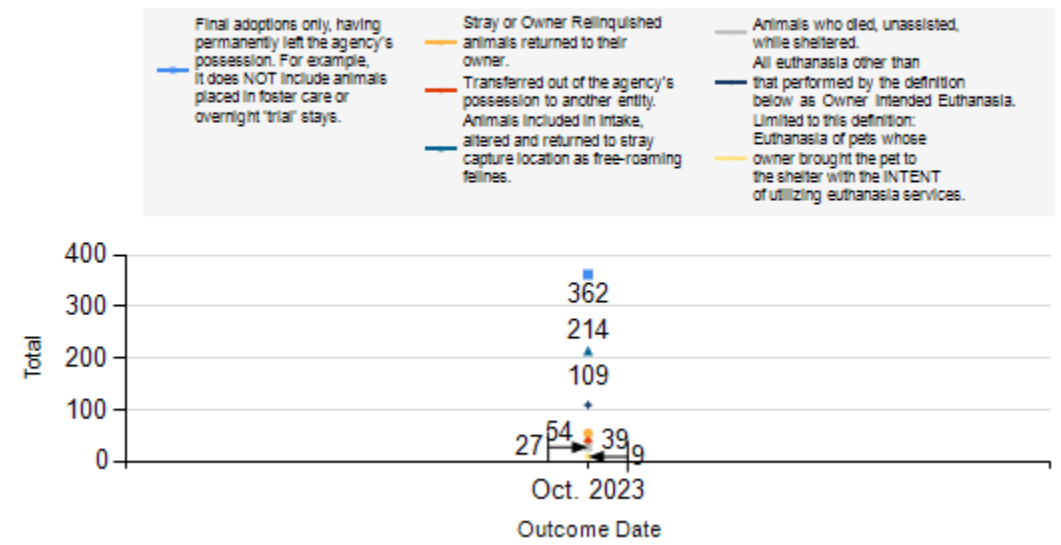
**Month to
Month
Comparison**

Species		Name	Total	Oct. 2023
Canine	H	Adoption	99	99
	I	Return to Owner	48	48
	J	Transferred to Another Agency	38	38
	K	Return to Field	0	0
	L	Other Live Outcomes	0	0
	M	Subtotal: Live Outcomes	185	185
	N	Died in Care	0	0
	O	Lost in Care	0	0
	P	Shelter Euthanasia	28	28
	Q	Owner Intended Euthanasia	9	9
	R	Subtotal: Other Outcomes	37	37
	Canine Total Outcome			222
Feline	H	Adoption	263	263
	I	Return to Owner	6	6
	J	Transferred to Another Agency	1	1
	K	Return to Field	214	214
	L	Other Live Outcomes	0	0
	M	Subtotal: Live Outcomes	484	484
	N	Died in Care	27	27
	O	Lost in Care	0	0
	P	Shelter Euthanasia	81	81
	Q	Owner Intended Euthanasia	0	0
	R	Subtotal: Other Outcomes	108	108
	Feline Total Outcome			592
	H	Adoption	362	362
	I	Return to Owner	54	54
	J	Transferred to Another Agency	39	39
	K	Return to Field	214	214
	L	Other Live Outcomes	0	0
	N	Died in Care	27	27
	O	Lost in Care	0	0
	P	Shelter Euthanasia	109	109
	Q	Owner Intended Euthanasia	9	9
	S	Total Outcome	814	814

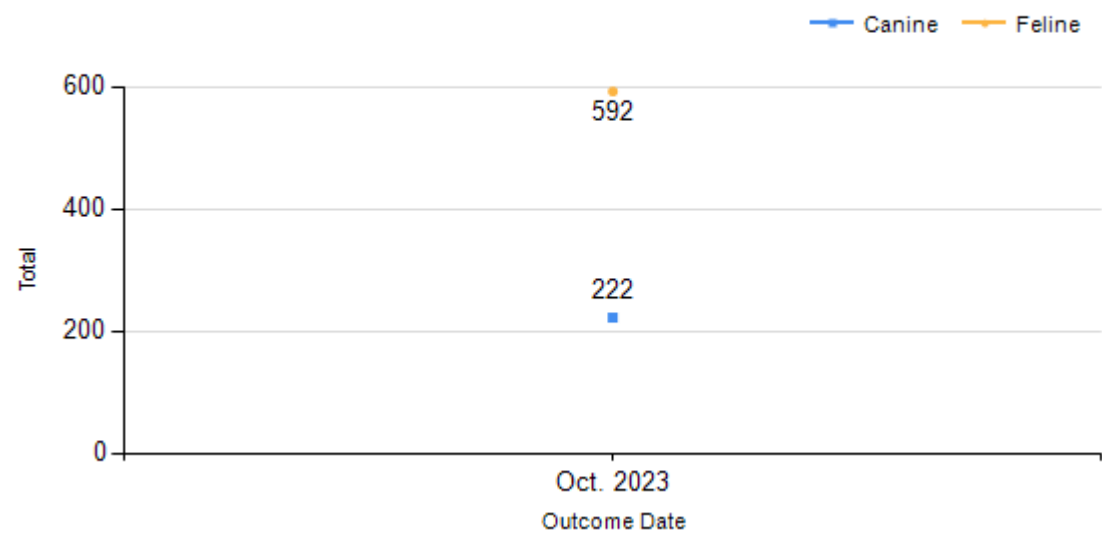
Total Outcome (Month to Month Comparison)
10/1/2023 - 10/31/2023



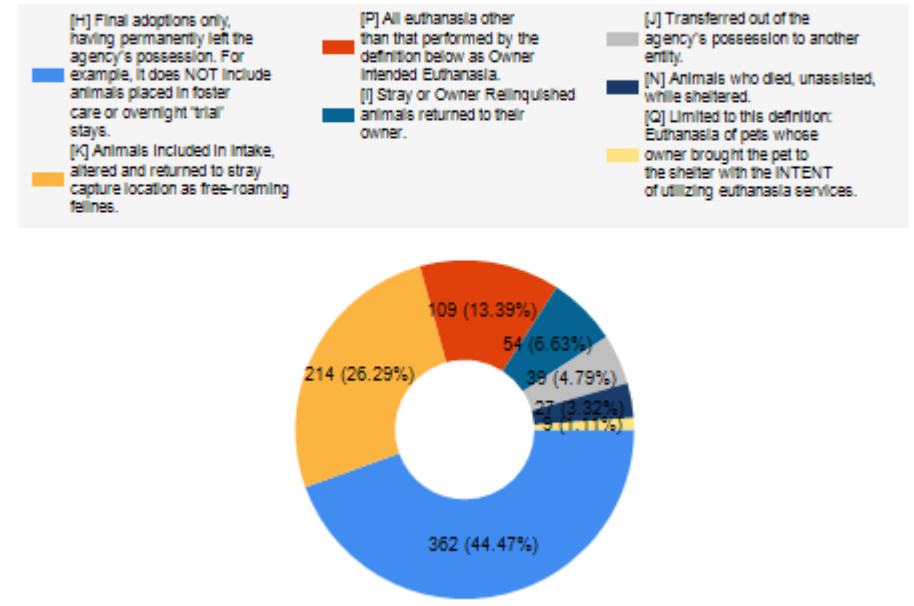
Total Outcome (Month to Month Comparison)
10/1/2023 - 10/31/2023 by Intake Type



Total Outcome (Month to Month Comparison)
10/1/2023 - 10/31/2023 by Species



Total Outcome (Month to Month Comparison)
10/1/2023 - 10/31/2023 by Outcome Type



	TOTAL			Canine			Feline		
	Live Release	Live Release (%)	Change (%)	Live Release	Live Release (%)	Change (%)	Live Release	Live Release (%)	Change (%)
Oct. 2023	669	83.11%	NaN	185	86.85%	NaN	484	81.76%	NaN
10/1/2023 - 10/31/2023	814	83.11%							

Formula:
 $M / (S \text{ subtract } Q) = 83.11\%$
 $669 / (814 \text{ subtract } 9) = 83.11\%$