

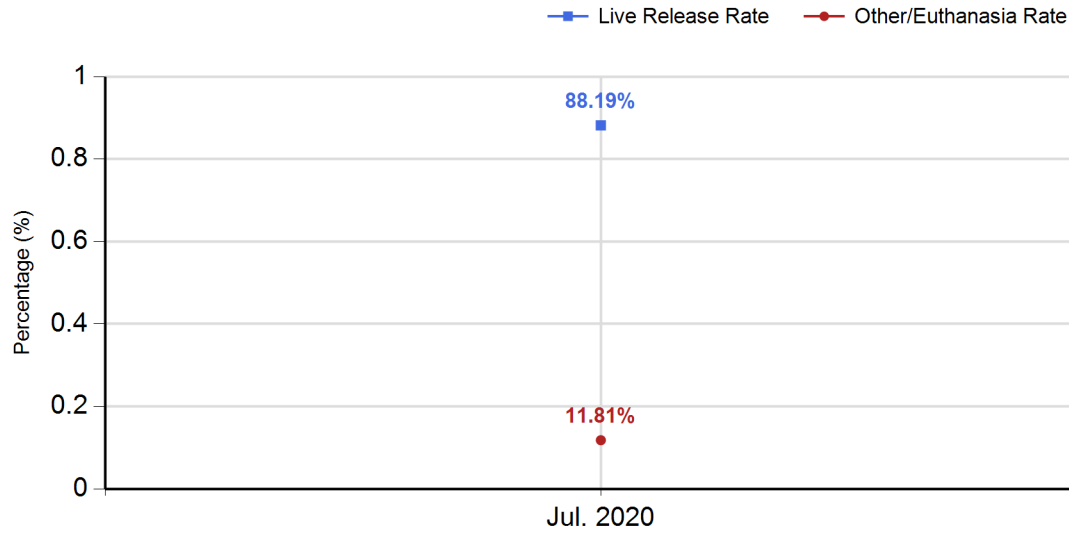
**Intake & Outcome Statistics
(7/1/2020 - 7/31/2020)
Pivoted by Intake & Outcome**

**Month
to
Month
Stats**

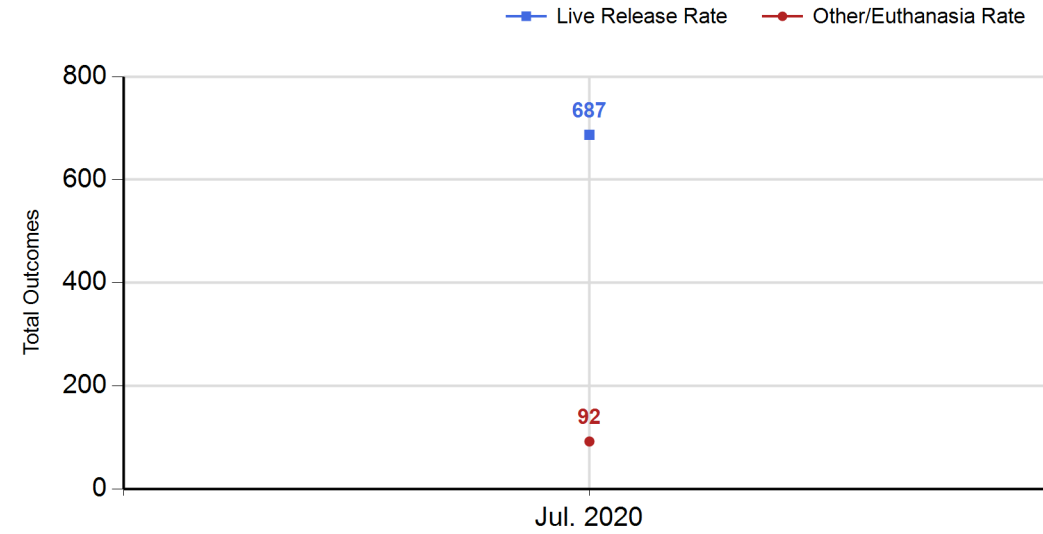
		Canine	Feline	Total	Jul. 2020
LIVE INTAKE					
B	Stray/At Large	187	482	669	669
C	Relinquished by Owner	14	17	31	31
D	Owner Intended Euthanasia	9	3	12	12
E	Transferred in from Agency (In State)	0	0	0	0
E	Transferred in from Agency (Out of State)	0	0	0	0
F	Cruelty/Confiscate (Other Intakes)	6	2	8	8
F	Born in the Shelter (Other Intakes)	0	8	8	8
F	Returns (Other Intakes)	7	3	10	10
G	Total Live Intake [B + C + D + E + F]	223	515	738	738
OUTCOMES					
H	Adoption	84	293	377	377
I	Return to Owner	62	1	63	63
J	Transferred to Another Agency	48	70	118	118
K	Return to Field	0	129	129	129
L	Other Live Outcomes	0	0	0	0
M	Subtotal: Live Outcomes [H + I + J + K + L]	194	493	687	687
N	Died in Care	0	19	19	19
O	Lost in Care	0	2	2	2
P	Shelter Euthanasia	8	48	56	56
Q	Owner Intended Euthanasia	11	4	15	15
R	Subtotal: Other Outcomes [N + O + P + Q]	19	73	92	92
S	Total Outcomes [M + R]	213	566	779	779
Asilomar "Lite" Live Release Rate:		91.08%	87.10%	88.19%	88.19%
Canine Live Release Rate				91.08%	91.08%
Feline Live Release Rate				87.10%	87.10%

Formula:
M / S
687 / 779 = 88.19%

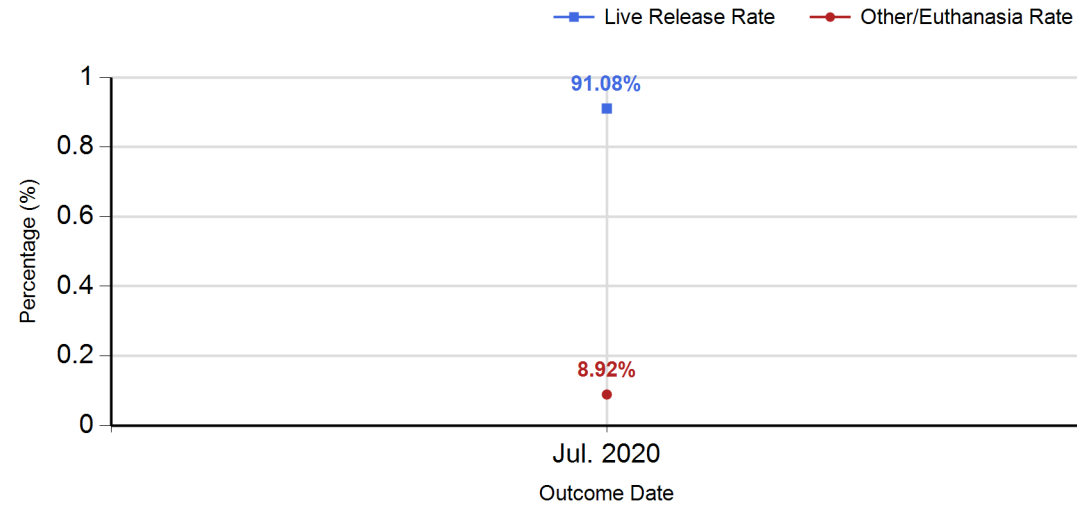
Live Release Rate vs Other & Euthanasia Rate (Month to Month Stats) Percentage
7/1/2020 - 7/31/2020



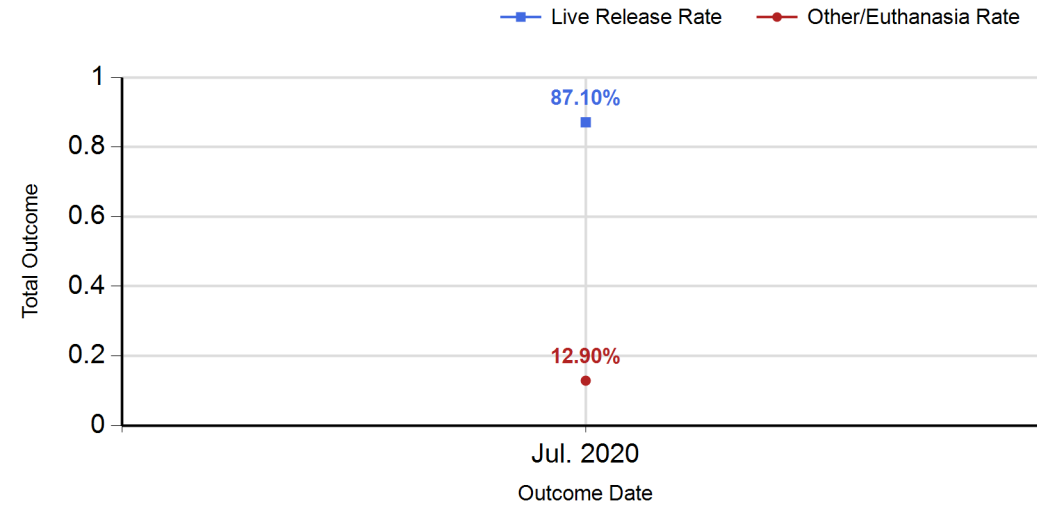
Live Release Rate vs Other & Euthanasia Rate (Month to Month Stats) Total
7/1/2020 - 7/31/2020



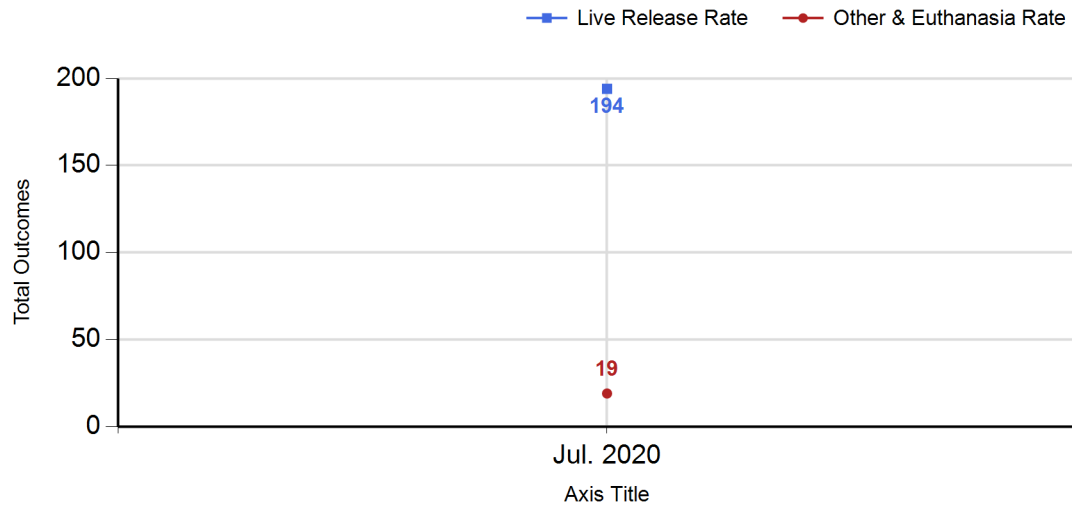
Canine Live Release Rate vs Other & Euthanasia Rate (Month to Month Stats) Percentage
7/1/2020 - 7/31/2020



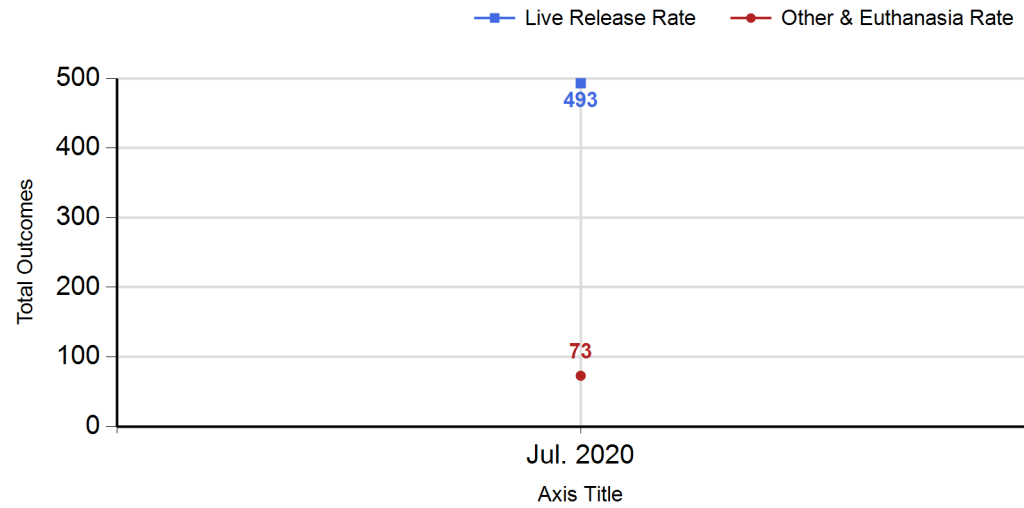
Feline Live Release Rate vs Other & Euthanasia Rate (Month to Month Stats) Percentage
7/1/2020 - 7/31/2020



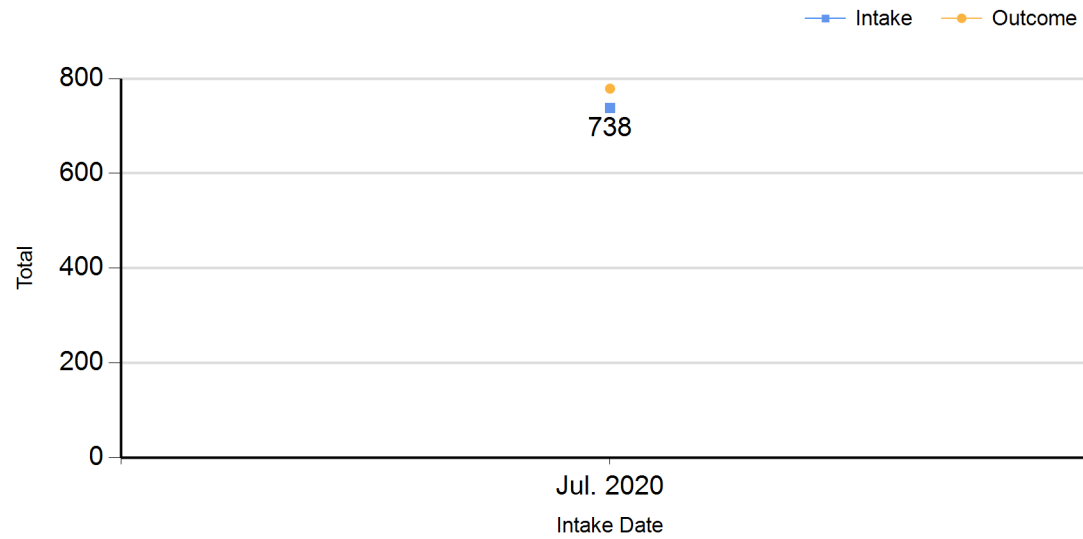
Canine Live Release Rate vs Other & Euthanasia Rate (Month to Month Stats)
Percentage
7/1/2020 - 7/31/2020



Feline Live Release Rate vs Other & Euthanasia Rate (Month to Month Stats)
Percentage
7/1/2020 - 7/31/2020

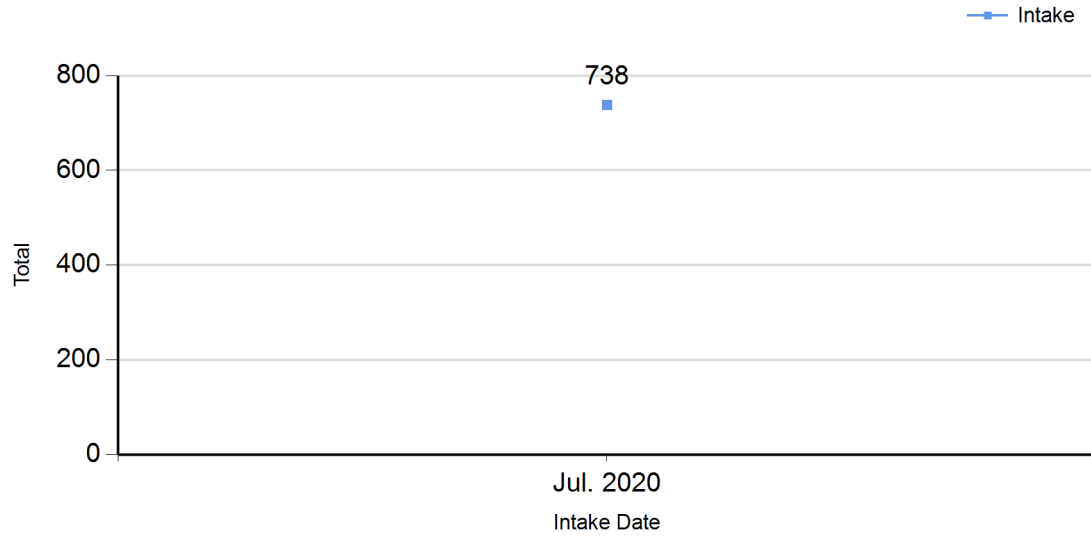


Total Intake & Outcome (Month to Month Stats)
7/1/2020 - 7/31/2020

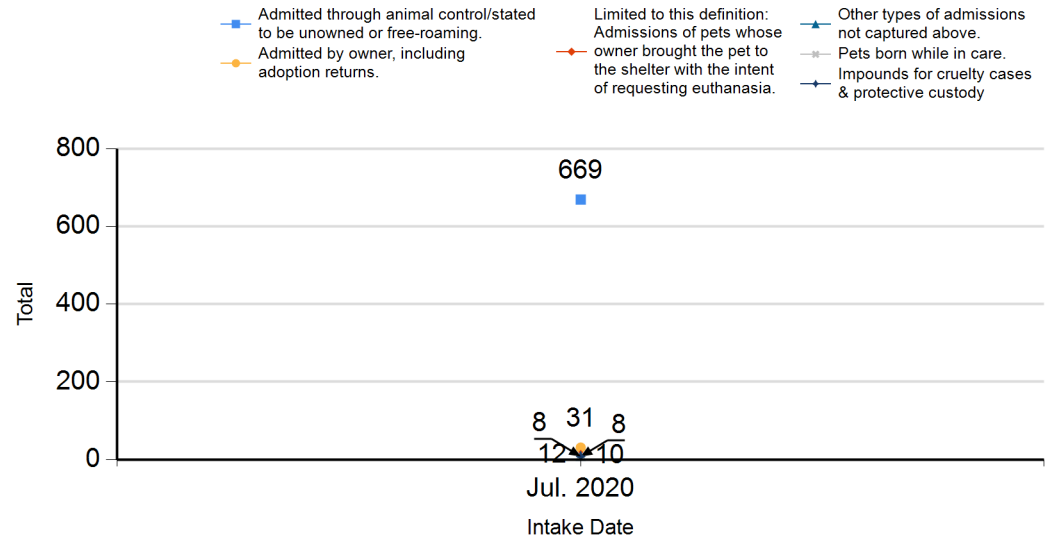


Intake Statistics Pivoted by Species (7/1/2020 - 7/31/2020)				Month to Month Stats
Species		Name	Total	Jul. 2020
Canine	B	Stray/At Large	187	187
	C	Relinquished by Owner	14	14
	D	Owner Intended Euthanasia	9	9
	E	Transferred in from Agency (Out of State)	0	0
	E	Transferred in from Agency (In State)	0	0
	F	Returns (Other Intakes)	7	7
	F	Cruelty/Confiscate (Other Intakes)	6	6
	F	Born in the Shelter (Other Intakes)	0	0
			Canine Live Intake	223
Feline	B	Stray/At Large	482	482
	C	Relinquished by Owner	17	17
	D	Owner Intended Euthanasia	3	3
	E	Transferred in from Agency (In State)	0	0
	E	Transferred in from Agency (Out of State)	0	0
	F	Returns (Other Intakes)	3	3
	F	Born in the Shelter (Other Intakes)	8	8
	F	Cruelty/Confiscate (Other Intakes)	2	2
			Feline Live Intake	515
	B	Stray/At Large	669	669
	C	Relinquished by Owner	31	31
	D	Owner Intended Euthanasia	12	12
	E	Transferred in from Agency (In State)	0	0
	E	Transferred in from Agency (Out of State)	0	0
	F	Returns (Other Intakes)	10	10
	F	Born in the Shelter (Other Intakes)	8	8
	F	Cruelty/Confiscate (Other Intakes)	8	8
	G	Total Live Intake	738	738

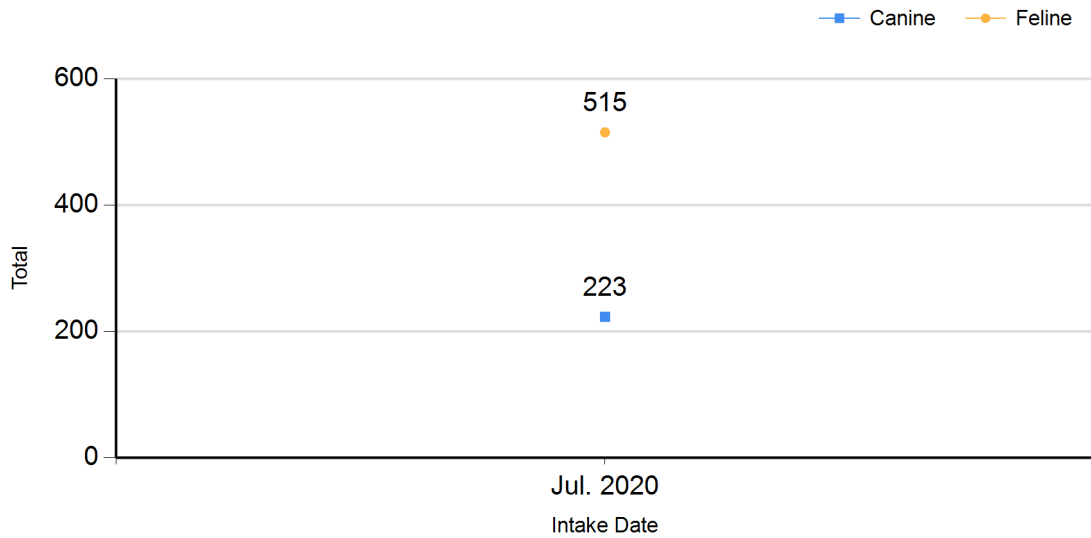
**Total Intake (Month to Month Stats)
7/1/2020 - 7/31/2020**



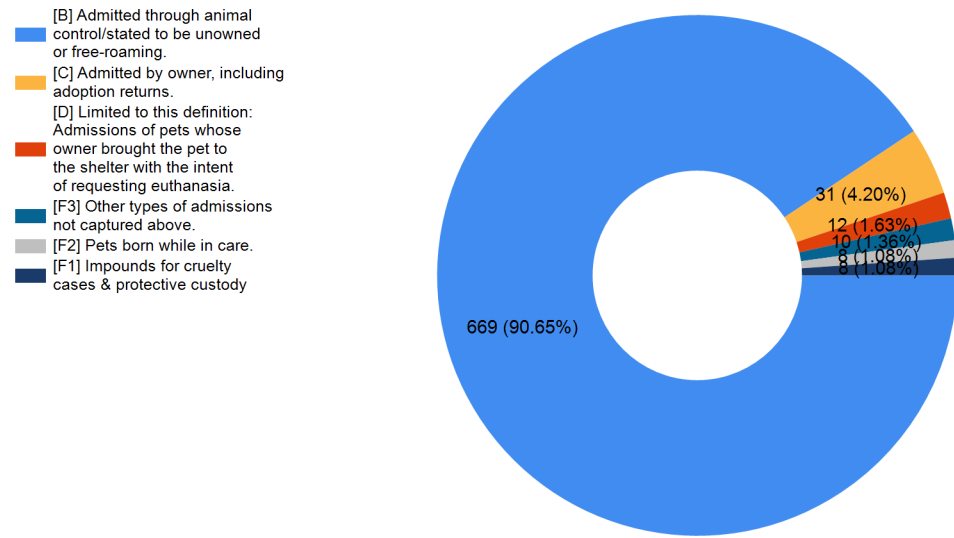
**Total Intake (Month to Month Stats)
7/1/2020 - 7/31/2020 by Intake Type**



**Total Intake (Month to Month Stats)
7/1/2020 - 7/31/2020 by Species**



**Total Intake (Month to Month Stats)
7/1/2020 - 7/31/2020 by Intake Type**

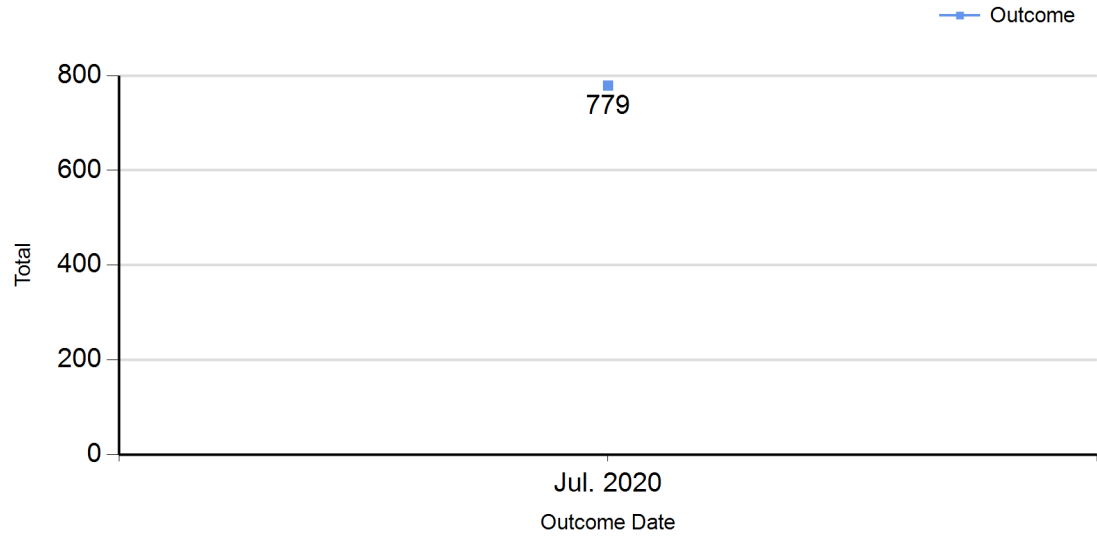


**Outcome Statistics Pivoted by Species
(7/1/2020 - 7/31/2020)**

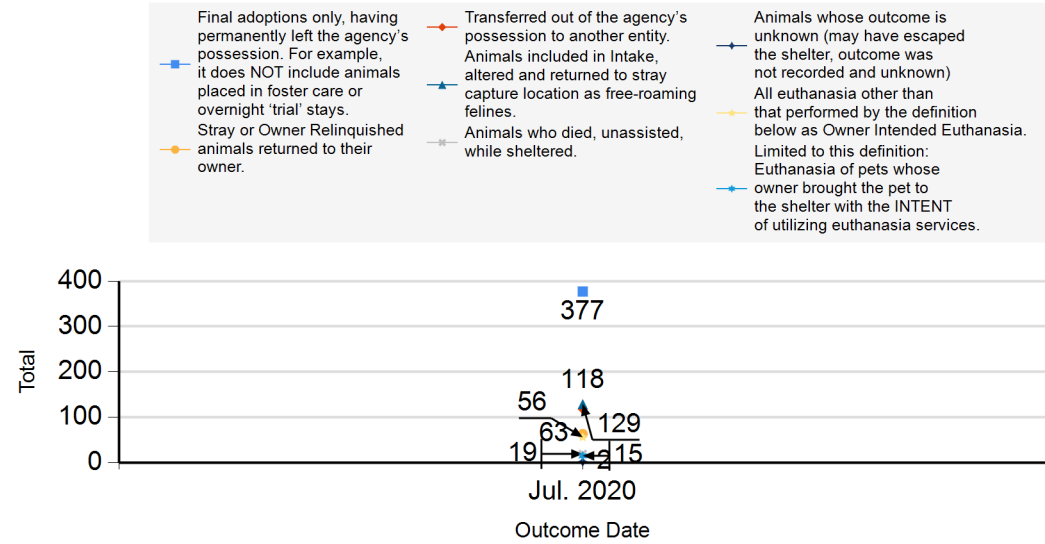
**Month to
Month
Stats**

Species		Name	Total	Jul. 2020
Canine	H	Adoption	84	84
	I	Return to Owner	62	62
	J	Transferred to Another Agency	48	48
	K	Return to Field	0	0
	L	Other Live Outcomes	0	0
	M	Subtotal: Live Outcomes	194	194
	N	Died in Care	0	0
	O	Lost in Care	0	0
	P	Shelter Euthanasia	8	8
	Q	Owner Intended Euthanasia	11	11
	R	Subtotal: Other Outcomes	19	19
		Canine Total Outcome	213	213
Feline	H	Adoption	293	293
	I	Return to Owner	1	1
	J	Transferred to Another Agency	70	70
	K	Return to Field	129	129
	L	Other Live Outcomes	0	0
	M	Subtotal: Live Outcomes	493	493
	N	Died in Care	19	19
	O	Lost in Care	2	2
	P	Shelter Euthanasia	48	48
	Q	Owner Intended Euthanasia	4	4
	R	Subtotal: Other Outcomes	73	73
		Feline Total Outcome	566	566
	H	Adoption	377	377
	I	Return to Owner	63	63
	J	Transferred to Another Agency	118	118
	K	Return to Field	129	129
	L	Other Live Outcomes	0	0
	N	Died in Care	19	19
	O	Lost in Care	2	2
	P	Shelter Euthanasia	56	56
	Q	Owner Intended Euthanasia	15	15
	S	Total Outcome	779	779

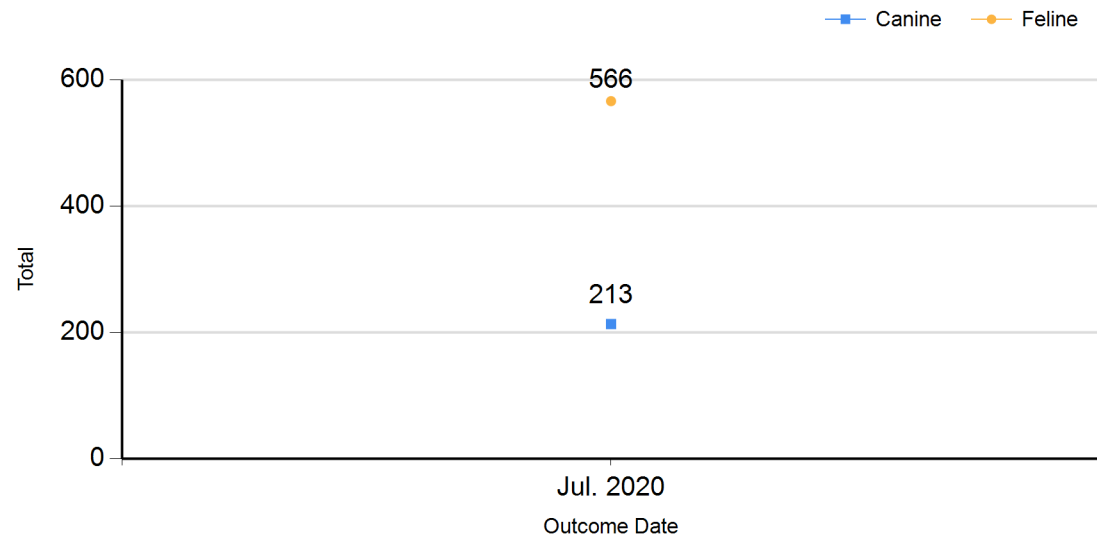
**Total Outcome (Month to Month Stats)
7/1/2020 - 7/31/2020**



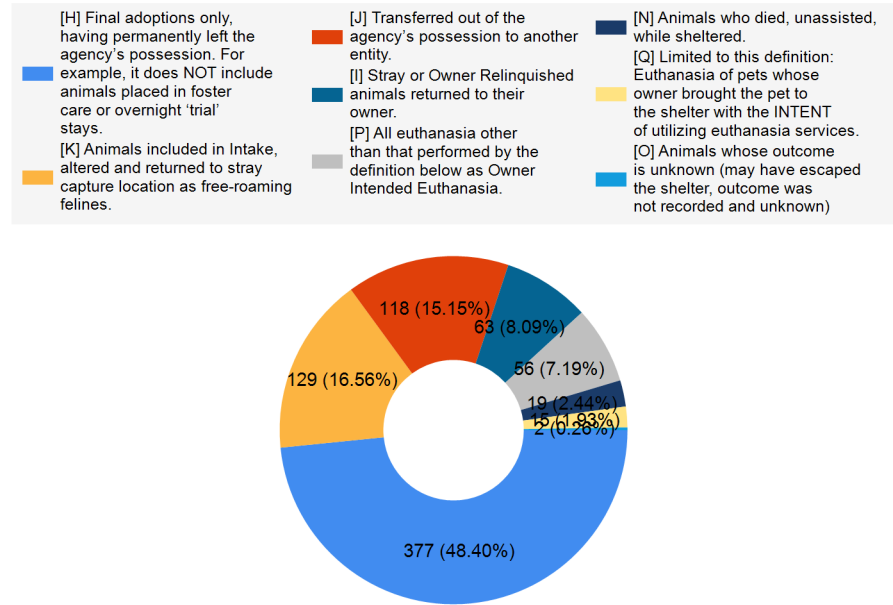
**Total Outcome (Month to Month Stats)
7/1/2020 - 7/31/2020 by Intake Type**



**Total Outcome (Month to Month Stats)
7/1/2020 - 7/31/2020 by Species**



**Total Outcome (Month to Month Stats)
7/1/2020 - 7/31/2020 by Outcome Type**



	TOTAL			Canine			Feline		
	Live Release	Live Release (%)	Change (%)	Live Release	Live Release (%)	Change (%)	Live Release	Live Release (%)	Change (%)
Jul. 2020	687	88.19%	NaN	194	91.08%	NaN	493	87.10%	NaN

Formula:
M/S
687 / 779 = 88.19%

Month Year	Canine				Feline			
	Beginning Inventory	Intake	Outcome	Ending Inventory	Beginning Inventory	Intake	Outcome	Ending Inventory
07/2020	148	223	213	158	517	515	566	466

*Trap, Neuter, and Release are not factored in Outcomes and Live Release Rate