

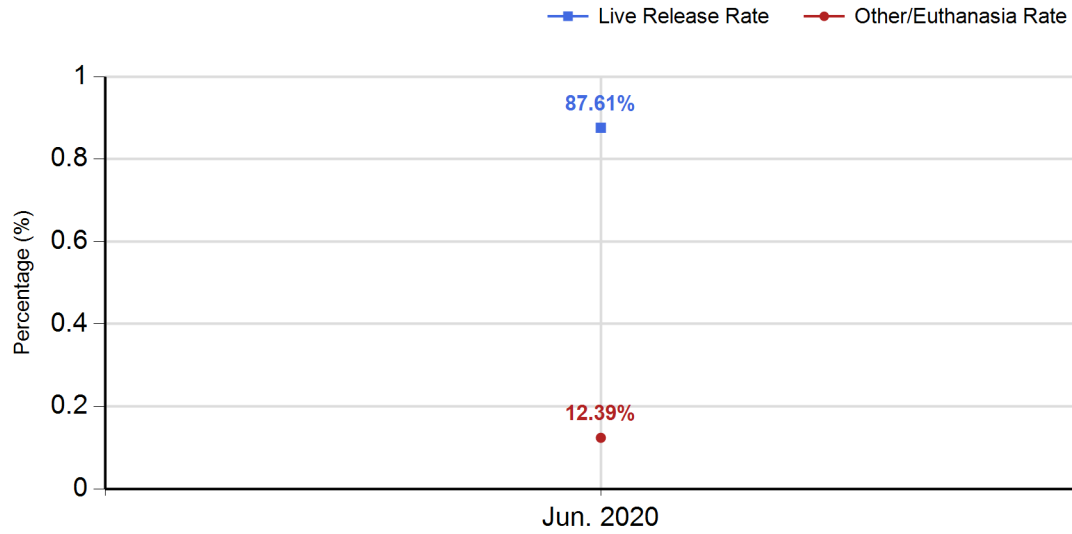
**Intake & Outcome Statistics
(6/1/2020 - 6/30/2020)
Pivoted by Intake & Outcome**

				Month to Month Stats	
				Jun. 2020	
		Canine	Feline	Total	
LIVE INTAKE					
B	Stray/At Large	151	513	664	664
C	Relinquished by Owner	16	19	35	35
D	Owner Intended Euthanasia	12	5	17	17
E	Transferred in from Agency (In State)	0	0	0	0
E	Transferred in from Agency (Out of State)	0	0	0	0
F	Cruelty/Confiscate (Other Intakes)	3	3	6	6
F	Born in the Shelter (Other Intakes)	0	0	0	0
F	Returns (Other Intakes)	7	4	11	11
G	Total Live Intake [B + C + D + E + F]	189	544	733	733
OUTCOMES					
H	Adoption	59	289	348	348
I	Return to Owner	39	5	44	44
J	Transferred to Another Agency	46	21	67	67
K	Return to Field	0	142	142	142
L	Other Live Outcomes	0	0	0	0
M	Subtotal: Live Outcomes [H + I + J + K + L]	144	457	601	601
N	Died in Care	3	12	15	15
O	Lost in Care	0	0	0	0
P	Shelter Euthanasia	5	50	55	55
Q	Owner Intended Euthanasia	10	5	15	15
R	Subtotal: Other Outcomes [N + O + P + Q]	18	67	85	85
S	Total Outcomes [M + R]	162	524	686	686
Asilomar "Lite" Live Release Rate:		88.89%	87.21%	87.61%	87.61%
Canine Live Release Rate				88.89%	88.89%
Feline Live Release Rate				87.21%	87.21%

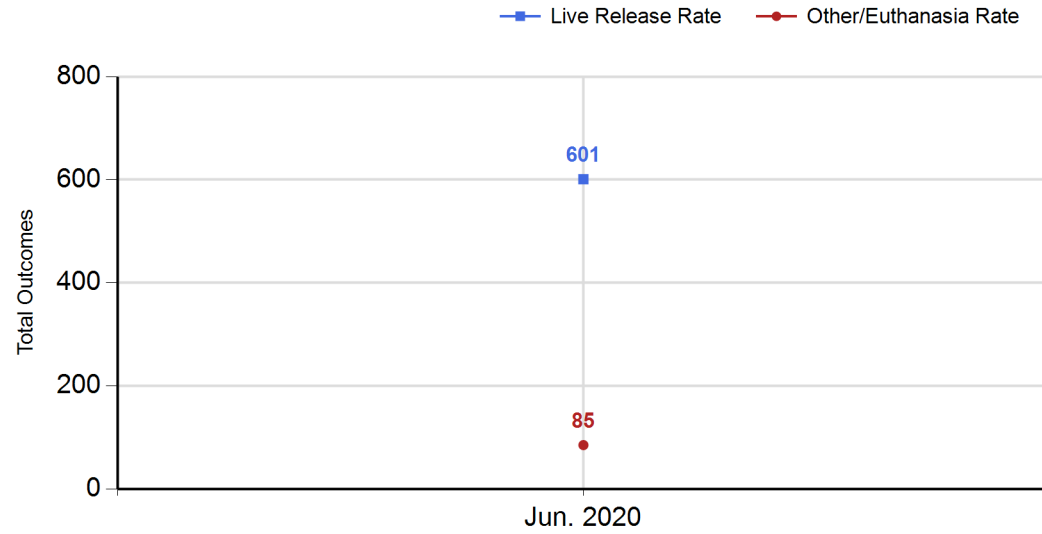
Formula:
M / S
601 / 686 = 87.61%

10/6/2020 11:32:17 AM

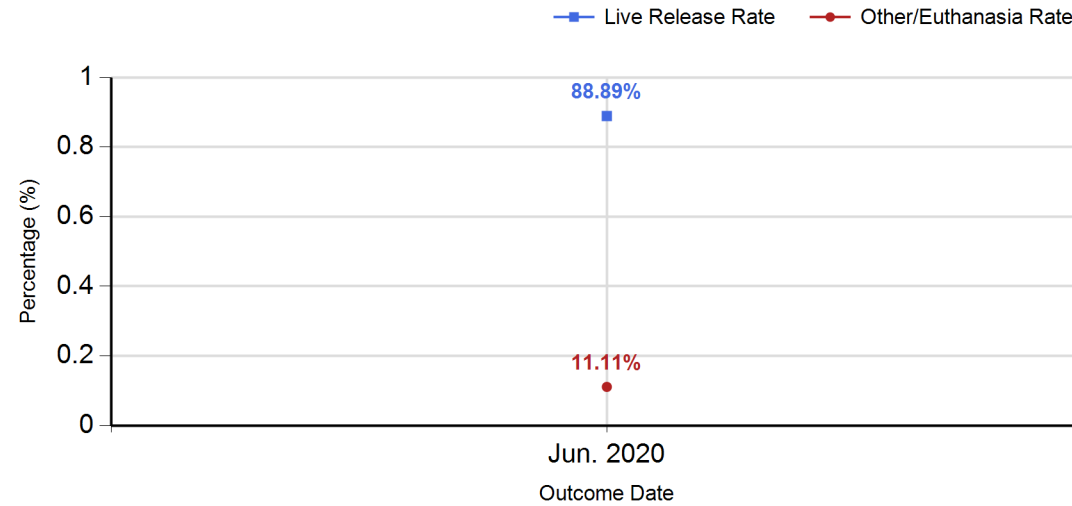
Live Release Rate vs Other & Euthanasia Rate (Month to Month Stats) Percentage
6/1/2020 - 6/30/2020



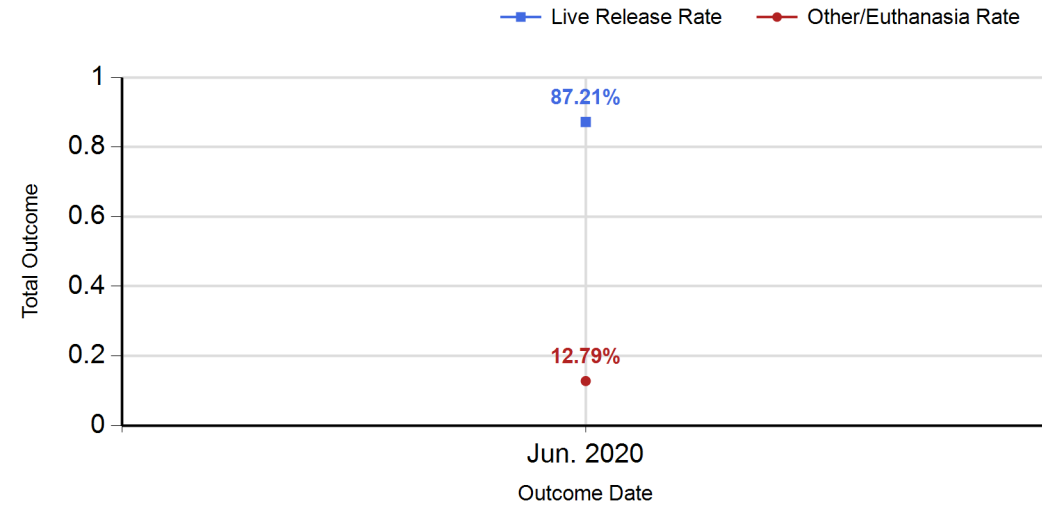
Live Release Rate vs Other & Euthanasia Rate (Month to Month Stats) Total
6/1/2020 - 6/30/2020



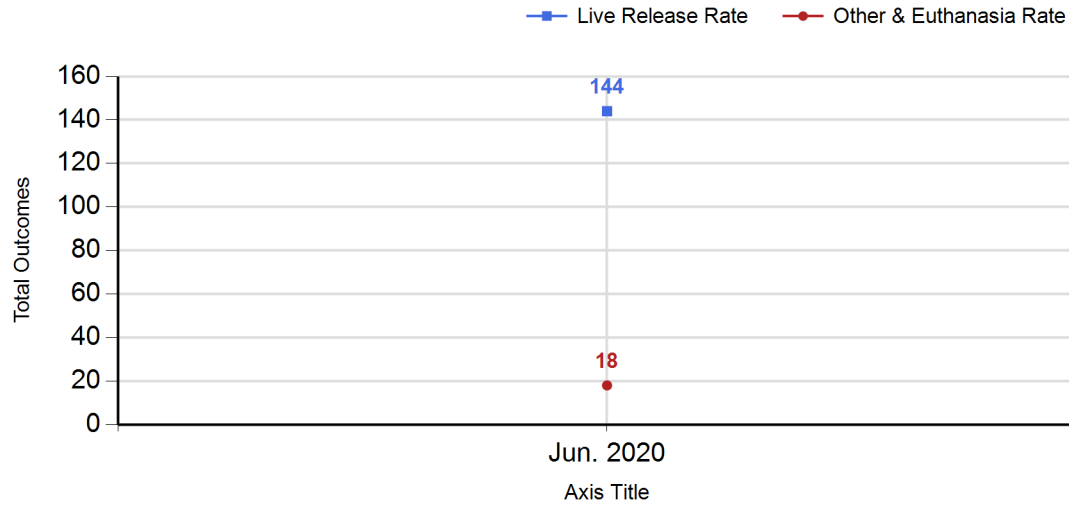
Canine Live Release Rate vs Other & Euthanasia Rate (Month to Month Stats) Percentage
6/1/2020 - 6/30/2020



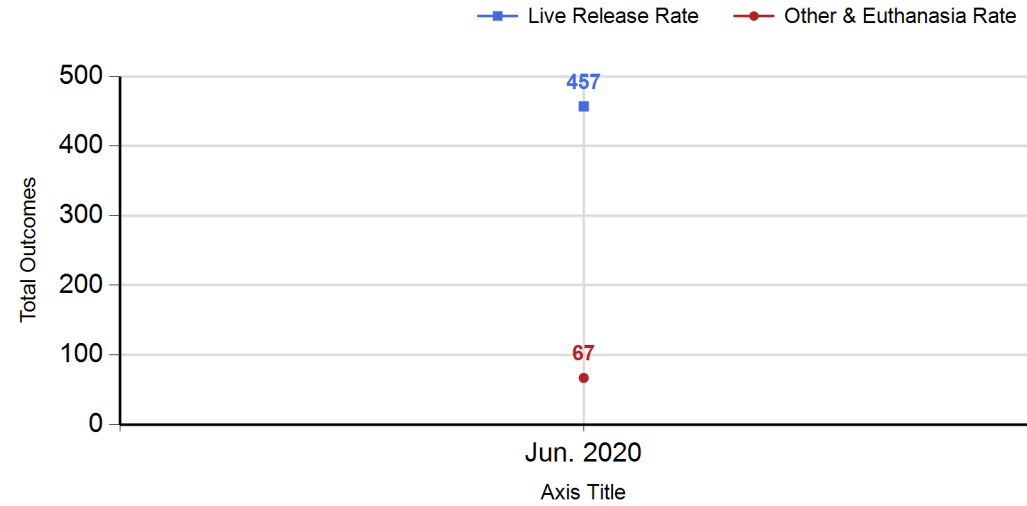
Feline Live Release Rate vs Other & Euthanasia Rate (Month to Month Stats) Percentage
6/1/2020 - 6/30/2020



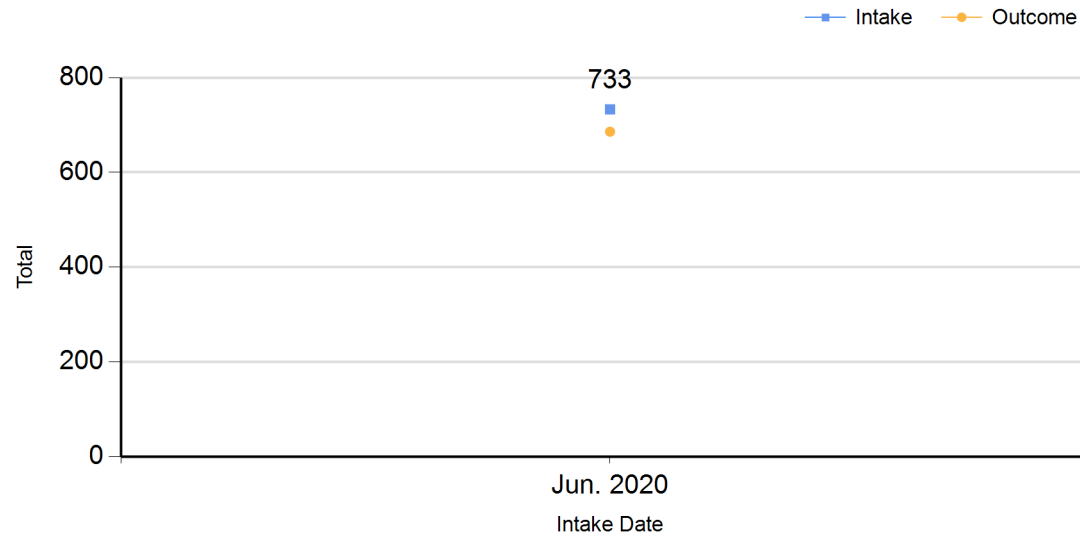
Canine Live Release Rate vs Other & Euthanasia Rate (Month to Month Stats)
Percentage
6/1/2020 - 6/30/2020



Feline Live Release Rate vs Other & Euthanasia Rate (Month to Month Stats)
Percentage
6/1/2020 - 6/30/2020

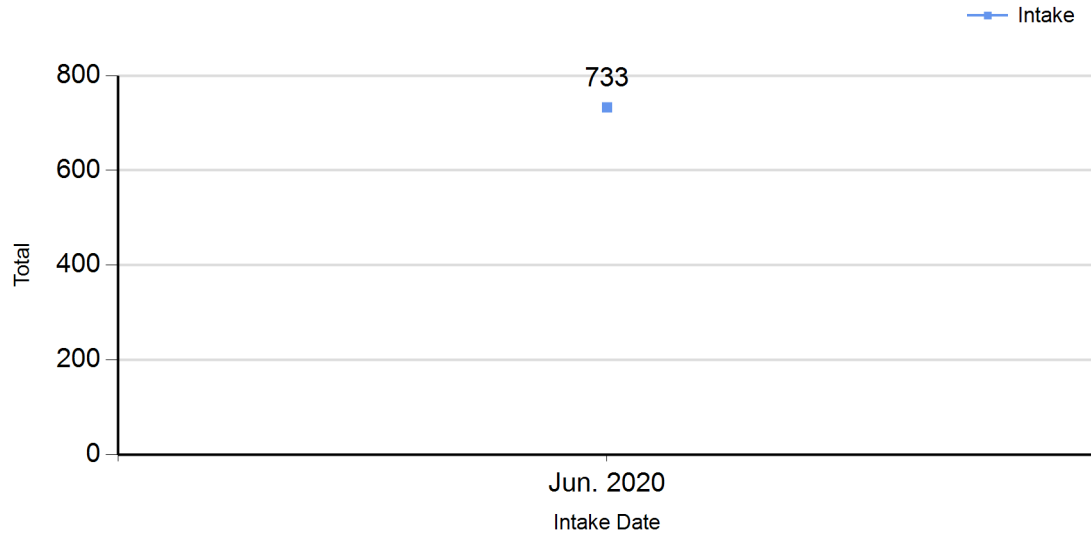


Total Intake & Outcome (Month to Month Stats)
6/1/2020 - 6/30/2020

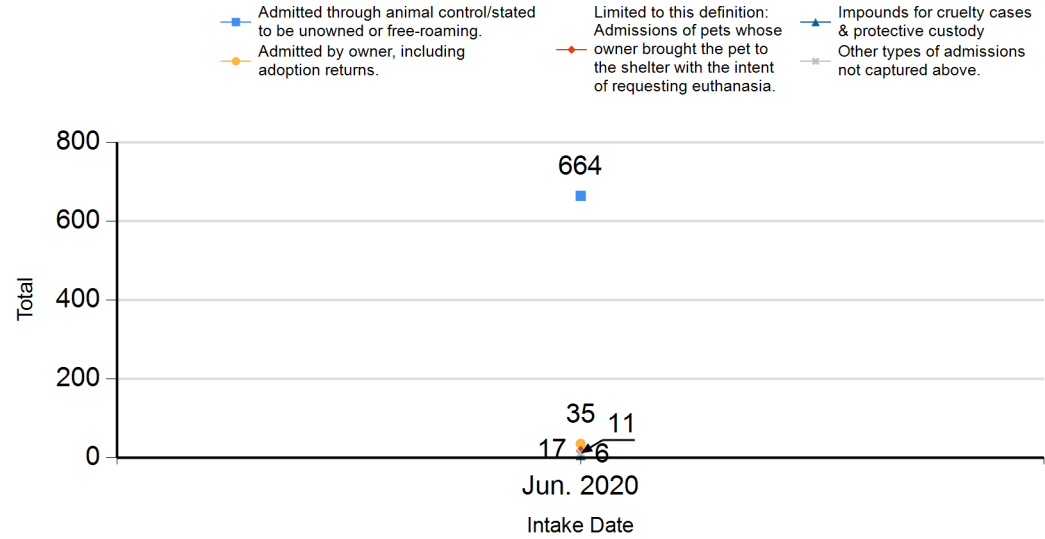


Intake Statistics Pivoted by Species (6/1/2020 - 6/30/2020)				Month to Month Stats
Species		Name	Total	Jun. 2020
Canine	B	Stray/At Large	151	151
	C	Relinquished by Owner	16	16
	D	Owner Intended Euthanasia	12	12
	E	Transferred in from Agency (Out of State)	0	0
	E	Transferred in from Agency (In State)	0	0
	F	Cruelty/Confiscate (Other Intakes)	3	3
	F	Returns (Other Intakes)	7	7
	F	Born in the Shelter (Other Intakes)	0	0
		Canine Live Intake	189	189
Feline	B	Stray/At Large	513	513
	C	Relinquished by Owner	19	19
	D	Owner Intended Euthanasia	5	5
	E	Transferred in from Agency (In State)	0	0
	E	Transferred in from Agency (Out of State)	0	0
	F	Cruelty/Confiscate (Other Intakes)	3	3
	F	Returns (Other Intakes)	4	4
	F	Born in the Shelter (Other Intakes)	0	0
		Feline Live Intake	544	544
	B	Stray/At Large	664	664
	C	Relinquished by Owner	35	35
	D	Owner Intended Euthanasia	17	17
	E	Transferred in from Agency (In State)	0	0
	E	Transferred in from Agency (Out of State)	0	0
	F	Cruelty/Confiscate (Other Intakes)	6	6
	F	Returns (Other Intakes)	11	11
	F	Born in the Shelter (Other Intakes)	0	0
	G	Total Live Intake	733	733

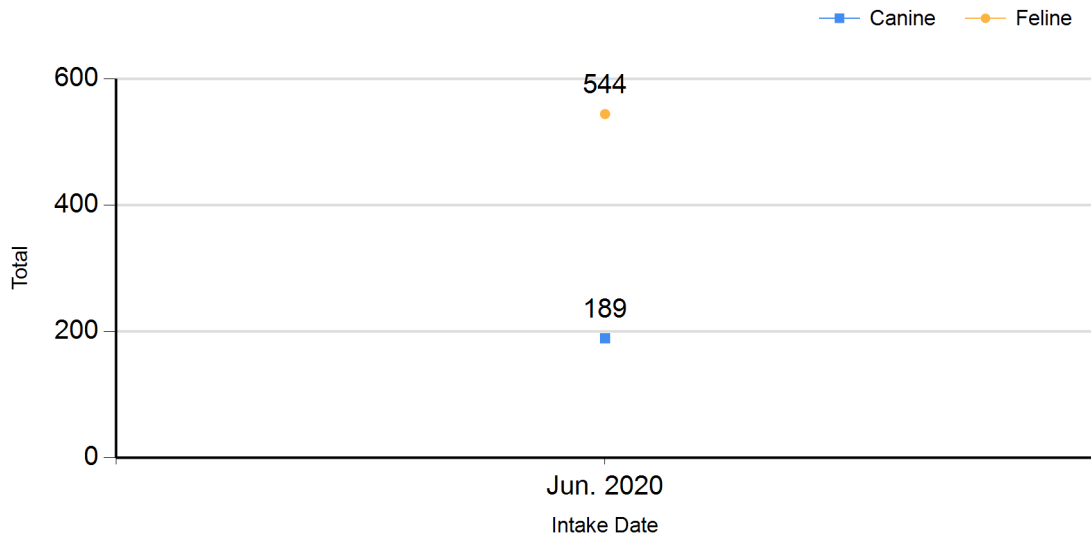
**Total Intake (Month to Month Stats)
6/1/2020 - 6/30/2020**



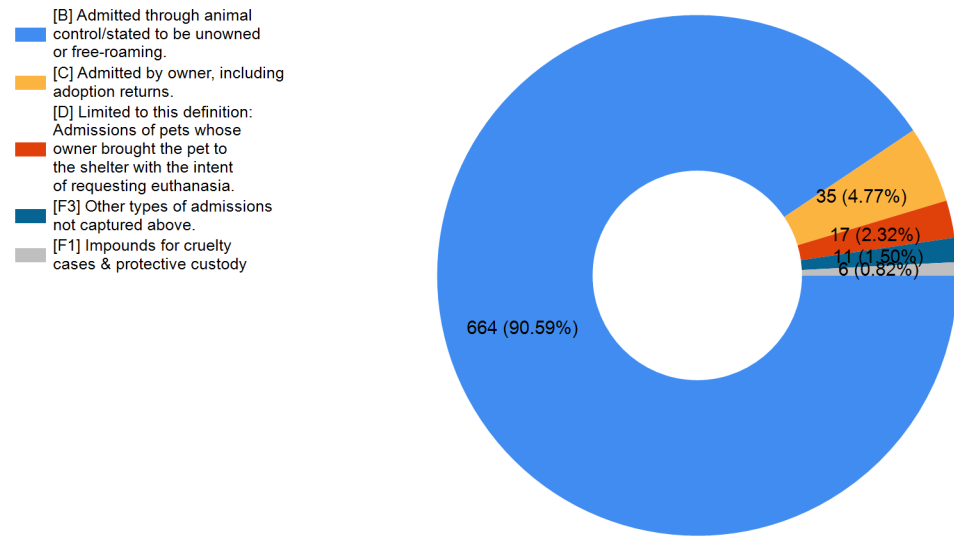
**Total Intake (Month to Month Stats)
6/1/2020 - 6/30/2020 by Intake Type**



**Total Intake (Month to Month Stats)
6/1/2020 - 6/30/2020 by Species**



**Total Intake (Month to Month Stats)
6/1/2020 - 6/30/2020 by Intake Type**

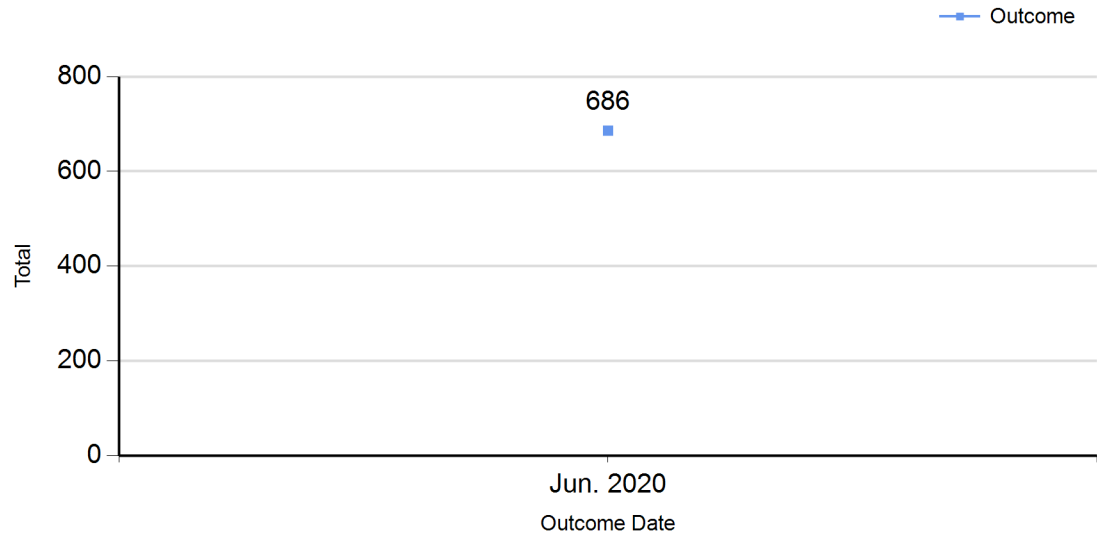


**Outcome Statistics Pivoted by Species
(6/1/2020 - 6/30/2020)**

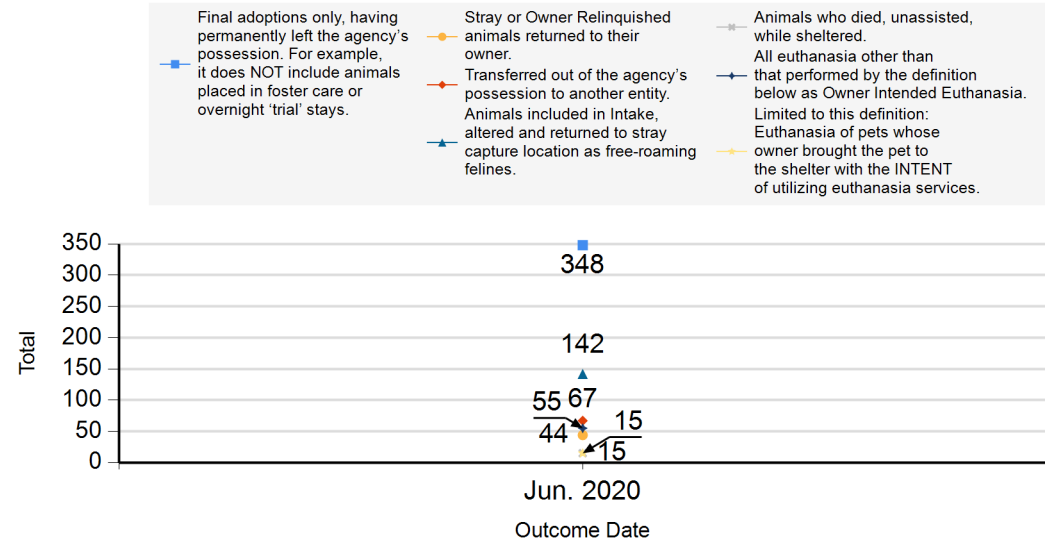
**Month to
Month
Stats**

Species		Name	Total	Jun. 2020
Canine	H	Adoption	59	59
	I	Return to Owner	39	39
	J	Transferred to Another Agency	46	46
	K	Return to Field	0	0
	L	Other Live Outcomes	0	0
	M	Subtotal: Live Outcomes	144	144
	N	Died in Care	3	3
	O	Lost in Care	0	0
	P	Shelter Euthanasia	5	5
	Q	Owner Intended Euthanasia	10	10
	R	Subtotal: Other Outcomes	18	18
		Canine Total Outcome	162	162
Feline	H	Adoption	289	289
	I	Return to Owner	5	5
	J	Transferred to Another Agency	21	21
	K	Return to Field	142	142
	L	Other Live Outcomes	0	0
	M	Subtotal: Live Outcomes	457	457
	N	Died in Care	12	12
	O	Lost in Care	0	0
	P	Shelter Euthanasia	50	50
	Q	Owner Intended Euthanasia	5	5
	R	Subtotal: Other Outcomes	67	67
		Feline Total Outcome	524	524
	H	Adoption	348	348
	I	Return to Owner	44	44
	J	Transferred to Another Agency	67	67
	K	Return to Field	142	142
	L	Other Live Outcomes	0	0
	N	Died in Care	15	15
	O	Lost in Care	0	0
	P	Shelter Euthanasia	55	55
	Q	Owner Intended Euthanasia	15	15
	S	Total Outcome	686	686

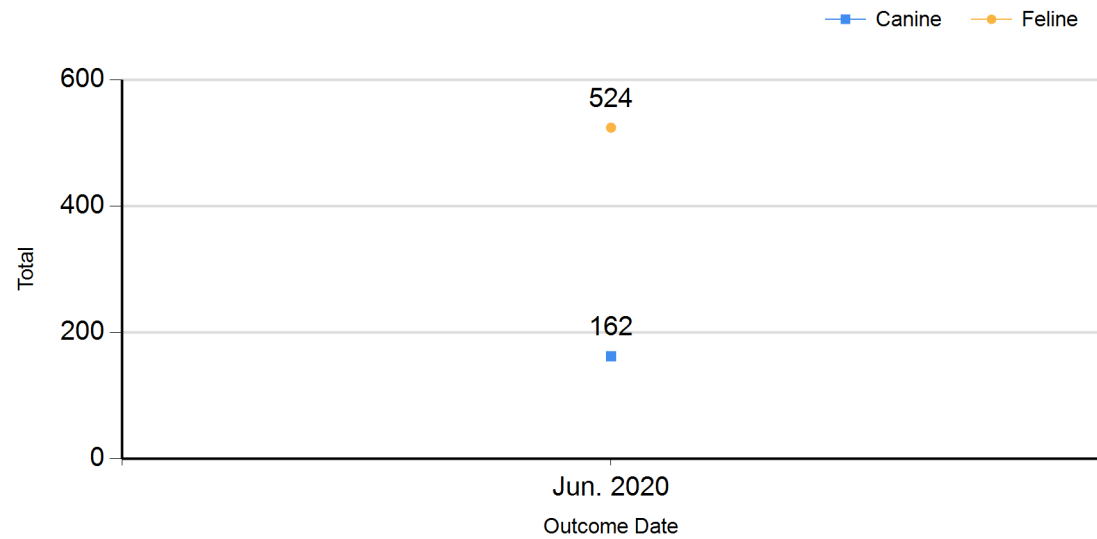
Total Outcome (Month to Month Stats)
6/1/2020 - 6/30/2020



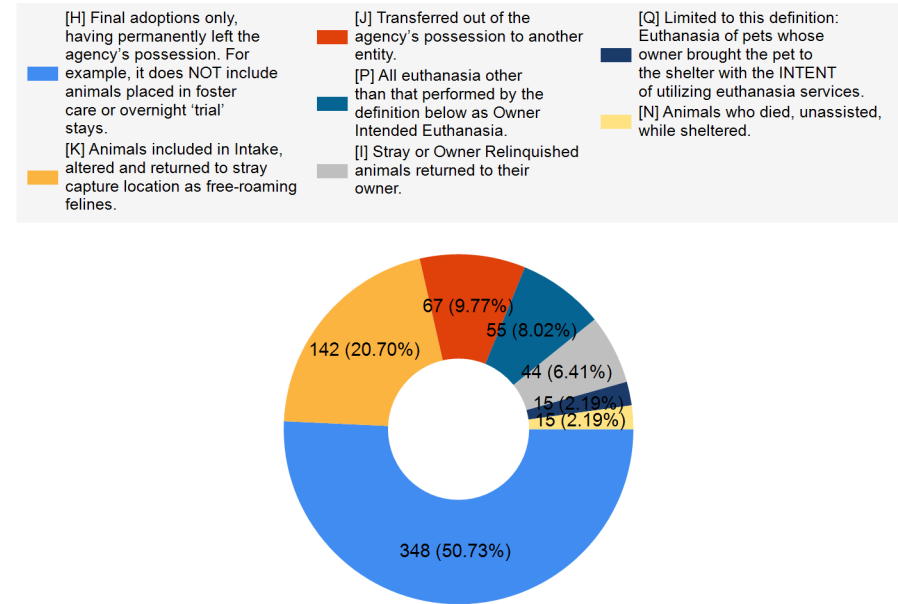
Total Outcome (Month to Month Stats)
6/1/2020 - 6/30/2020 by Intake Type



Total Outcome (Month to Month Stats)
6/1/2020 - 6/30/2020 by Species



Total Outcome (Month to Month Stats)
6/1/2020 - 6/30/2020 by Outcome Type



	TOTAL			Canine			Feline		
	Live Release	Live Release (%)	Change (%)	Live Release	Live Release (%)	Change (%)	Live Release	Live Release (%)	Change (%)
Jun. 2020	601	87.61%	NaN	144	88.89%	NaN	457	87.21%	NaN

Formula:
M/S
601 / 686 = 87.61%

Month Year	Canine				Feline			
	Beginning Inventory	Intake	Outcome	Ending Inventory	Beginning Inventory	Intake	Outcome	Ending Inventory
06/2020	121	189	162	148	497	544	524	517

*Trap, Neuter, and Release are not factored in Outcomes and Live Release Rate