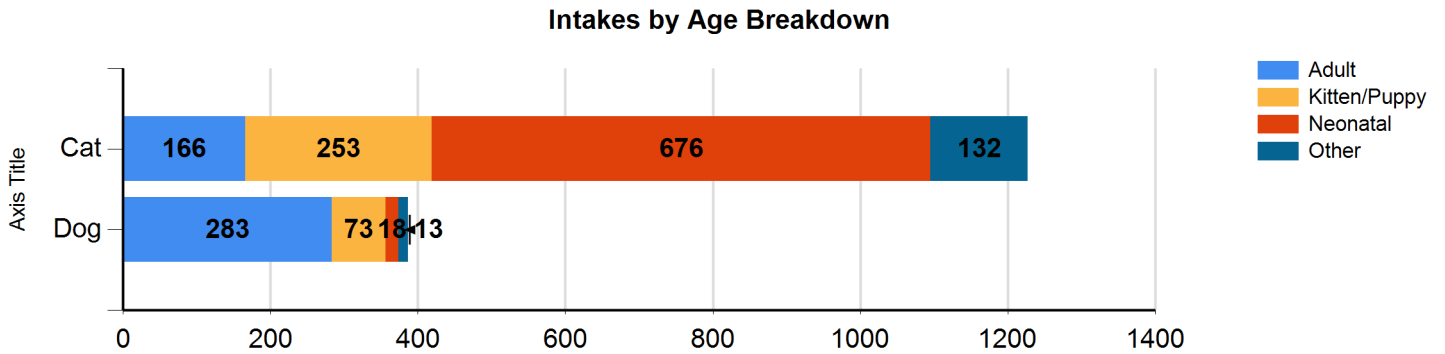
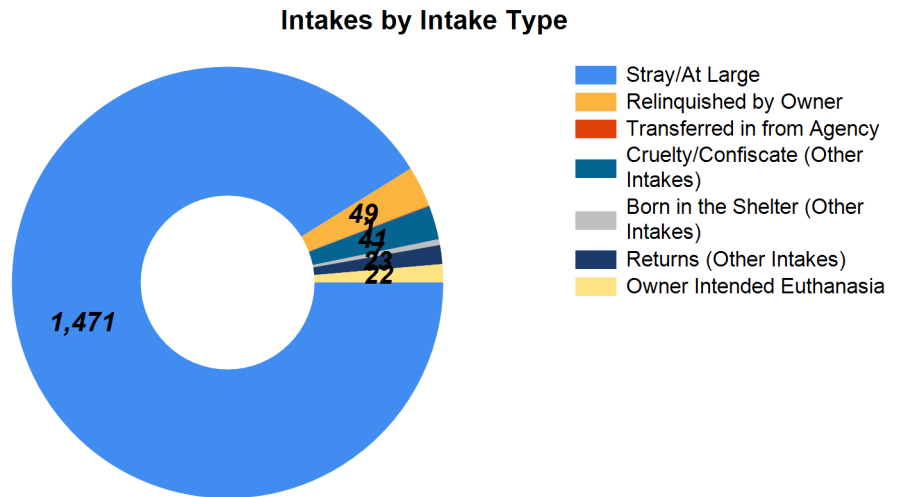
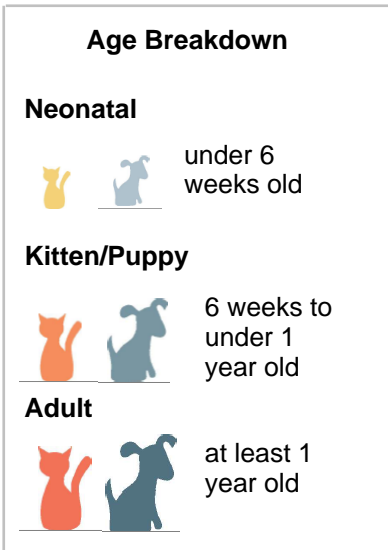


May 2019 Monthly Report



May 2019 Intakes

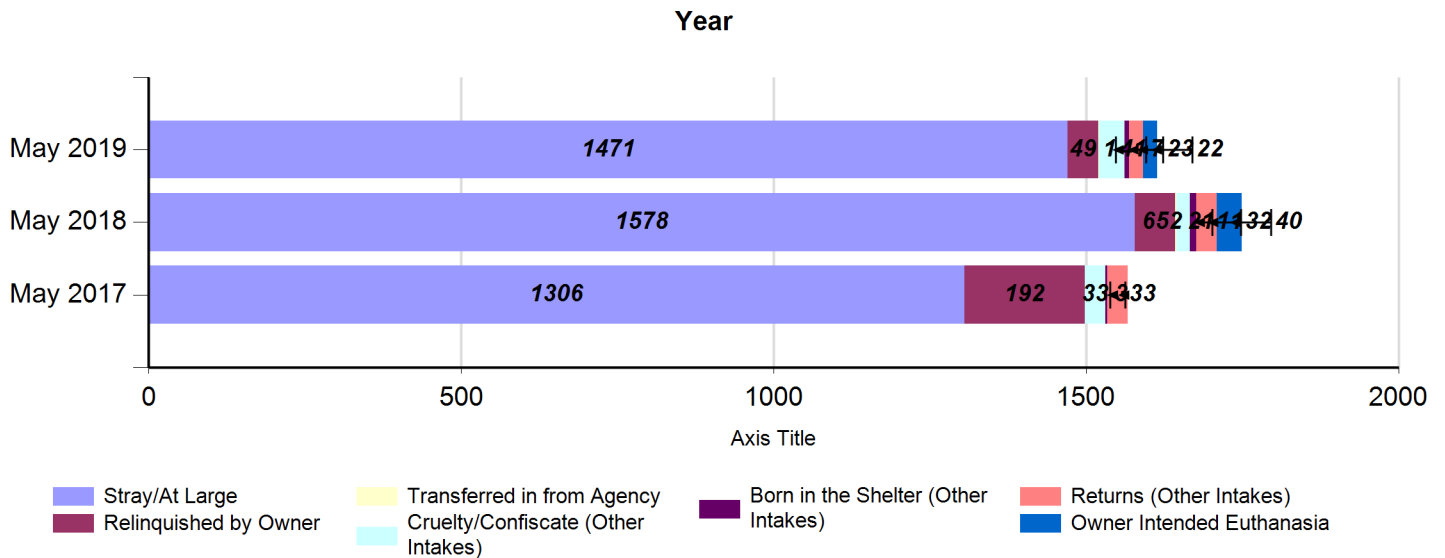
Intake Categories	Cat				Dog				Total
	Other	Neonatal	Kitten	Adult	Other	Neonatal	Puppy	Adult	
Stray/At Large	132	668	237	133	12	11	56	222	1471
Relinquished by Owner	0	5	6	6	1	0	3	28	49
Transferred in from Agency	0	0	0	0	0	0	0	1	1
Cruelty/Confiscate	0	0	6	18	0	0	6	11	41
Born in the Shelter	0	0	0	0	0	7	0	0	7
Returns	0	3	3	3	0	0	5	9	23
Owner Requested Euthanasia	0	0	1	6	0	0	3	12	22
	132	676	253	166	13	18	73	283	1614



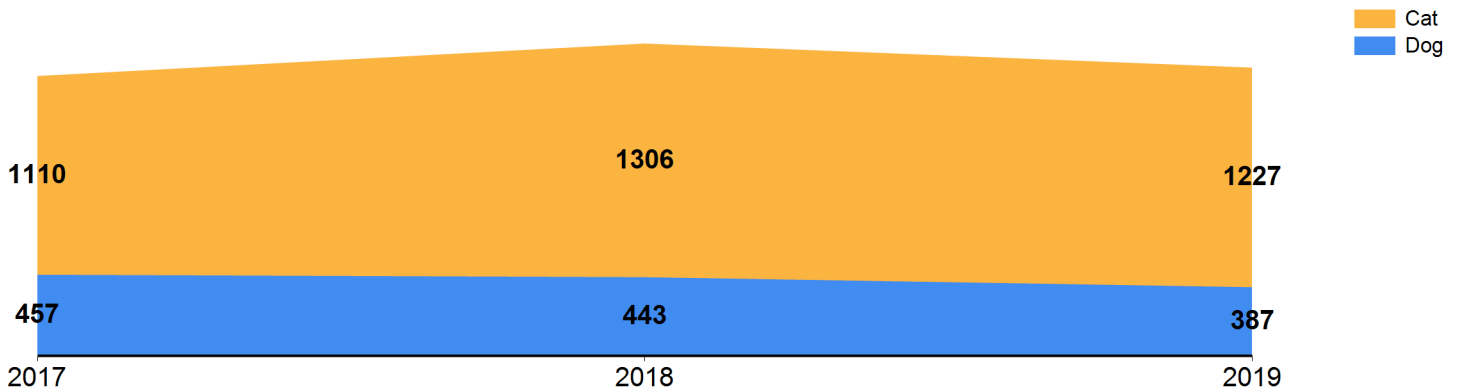
May 2017 to 2019 Intakes



Intake Categories	May 2017			May 2018			May 2019		
	Cat	Dog	Total	Cat	Dog	Total	Cat	Dog	Total
Stray/At Large	1013	293	1306	1255	323	1578	1170	301	1471
Relinquished by Owner	70	122	192	20	45	65	17	32	49
Transferred in from Agency	0	0	0	2	0	2	0	1	1
Cruelty/Confiscate	13	20	33	3	18	21	24	17	41
Born in the Shelter	2	1	3	5	6	11	0	7	7
Returns	12	21	33	10	22	32	9	14	23
Owner Requested Euthanasia	0	0	0	11	29	40	7	15	22
	1110	457	1567	1306	443	1749	1227	387	1614

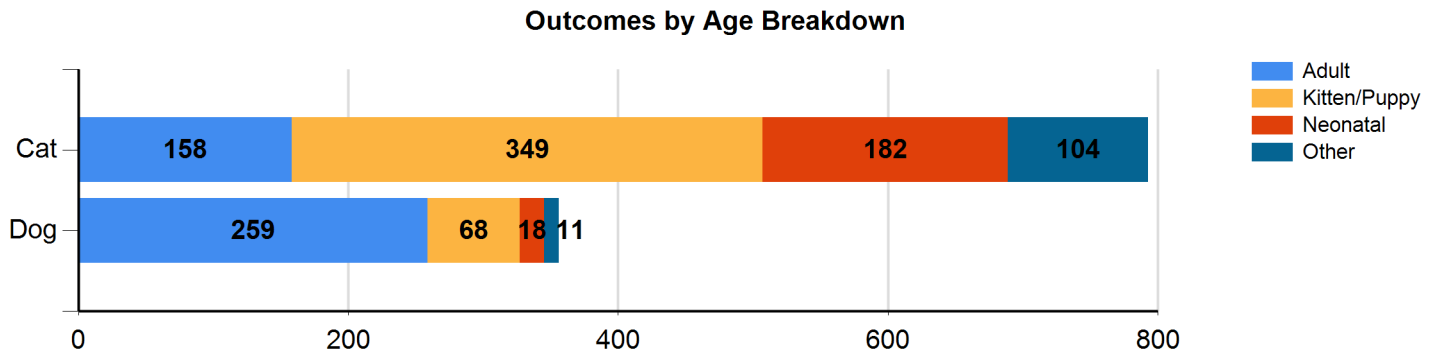
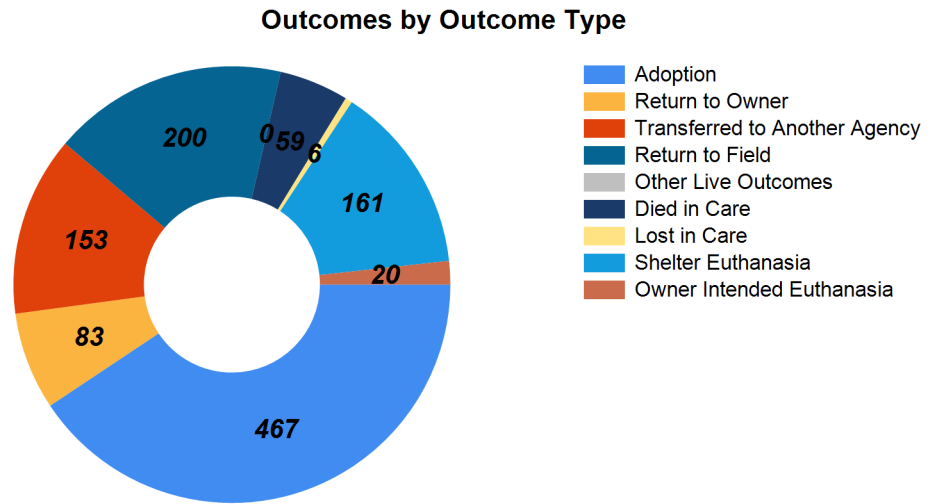
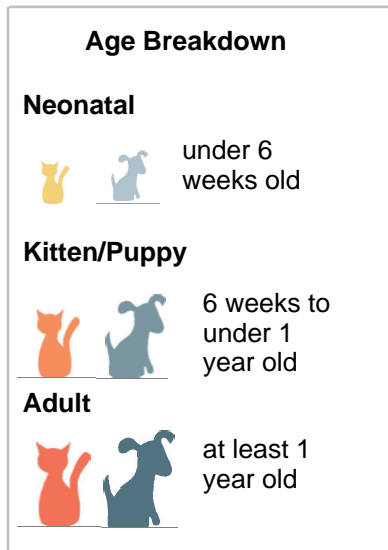


Intake by Animal



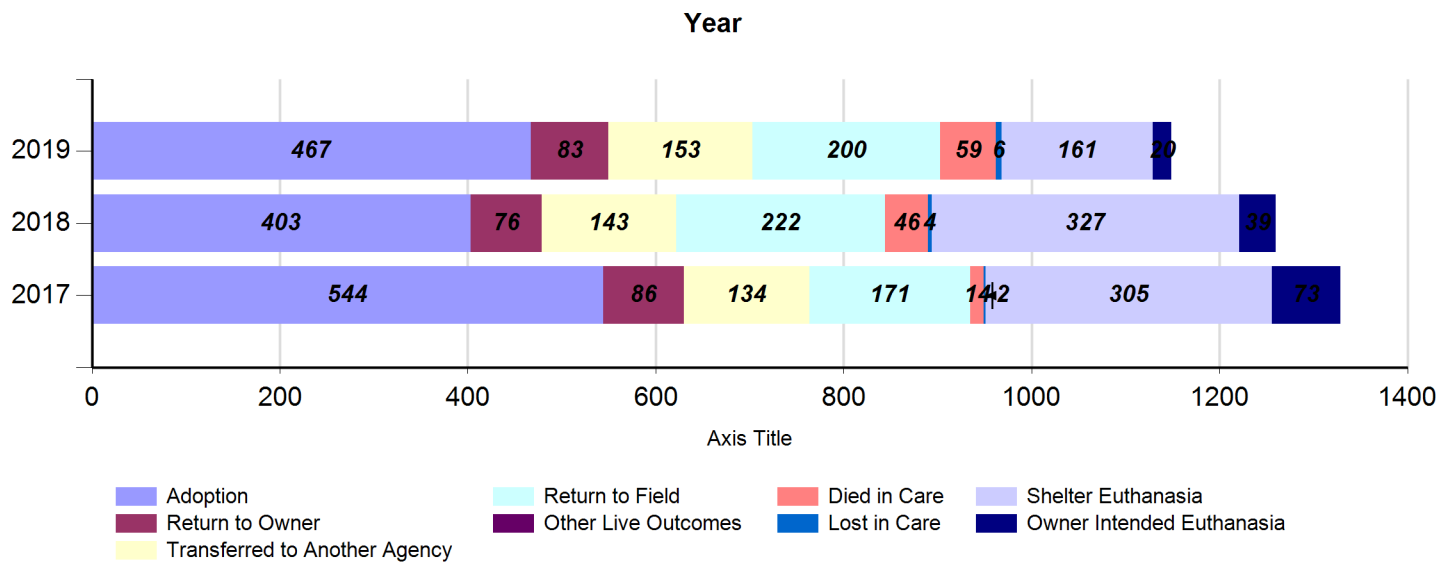
May 2019 Outcomes

Outcome Categories	Cat				Dog				Total
	Other	Neonatal	Kitten	Adult	Other	Neonatal	Puppy	Adult	
Adoption	0	22	255	26	0	0	46	118	467
Return to Owner	2	0	2	2	9	0	11	57	83
Transfer	8	36	16	33	1	18	6	35	153
Return to Field	85	1	45	65	0	0	2	2	200
Deceased	7	42	4	3	1	0	0	2	59
Lost in Care	2	3	0	1	0	0	0	0	6
Humane Euthanasia	0	78	27	28	0	0	3	45	181
	104	182	349	158	11	18	68	259	1149

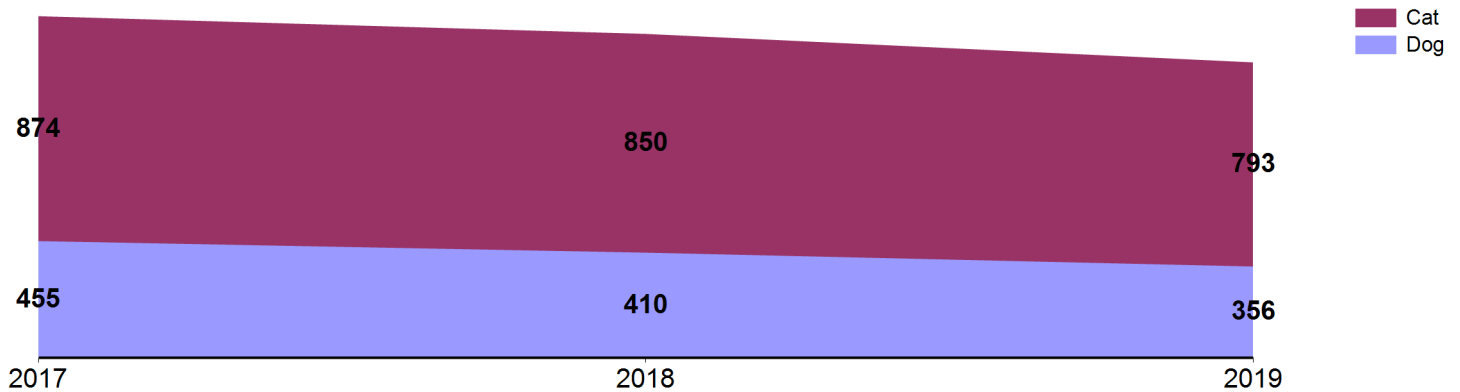


May 2017 to 2019 Outcomes

Outcome Categories	May 2017			May 2018			May 2019		
	Dog	Cat	Total	Dog	Cat	Total	Dog	Cat	Total
Adoption	176	368	544	168	235	403	164	303	467
Return to Owner	81	5	86	75	1	76	77	6	83
Transfer	81	53	134	69	74	143	60	93	153
Return to Field	0	171	171	0	222	222	4	196	200
Other Live Outcomes	0	0	0	0	0	0	0	0	0
Deceased	0	14	14	1	45	46	3	56	59
Lost in Care	1	1	2	0	4	4	0	6	6
Humane Euthanasia	116	262	378	97	269	366	48	133	181
	455	874	1329	410	850	1260	356	793	1149

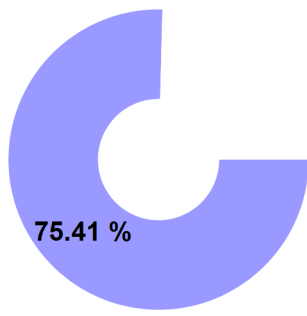


Outcomes by Animal

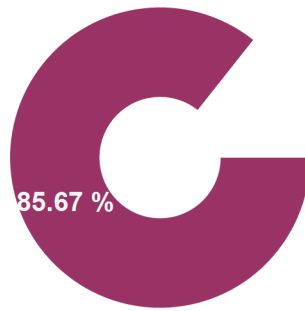


May 2019 Live Release Rate

Total Live Release Rates



Cat



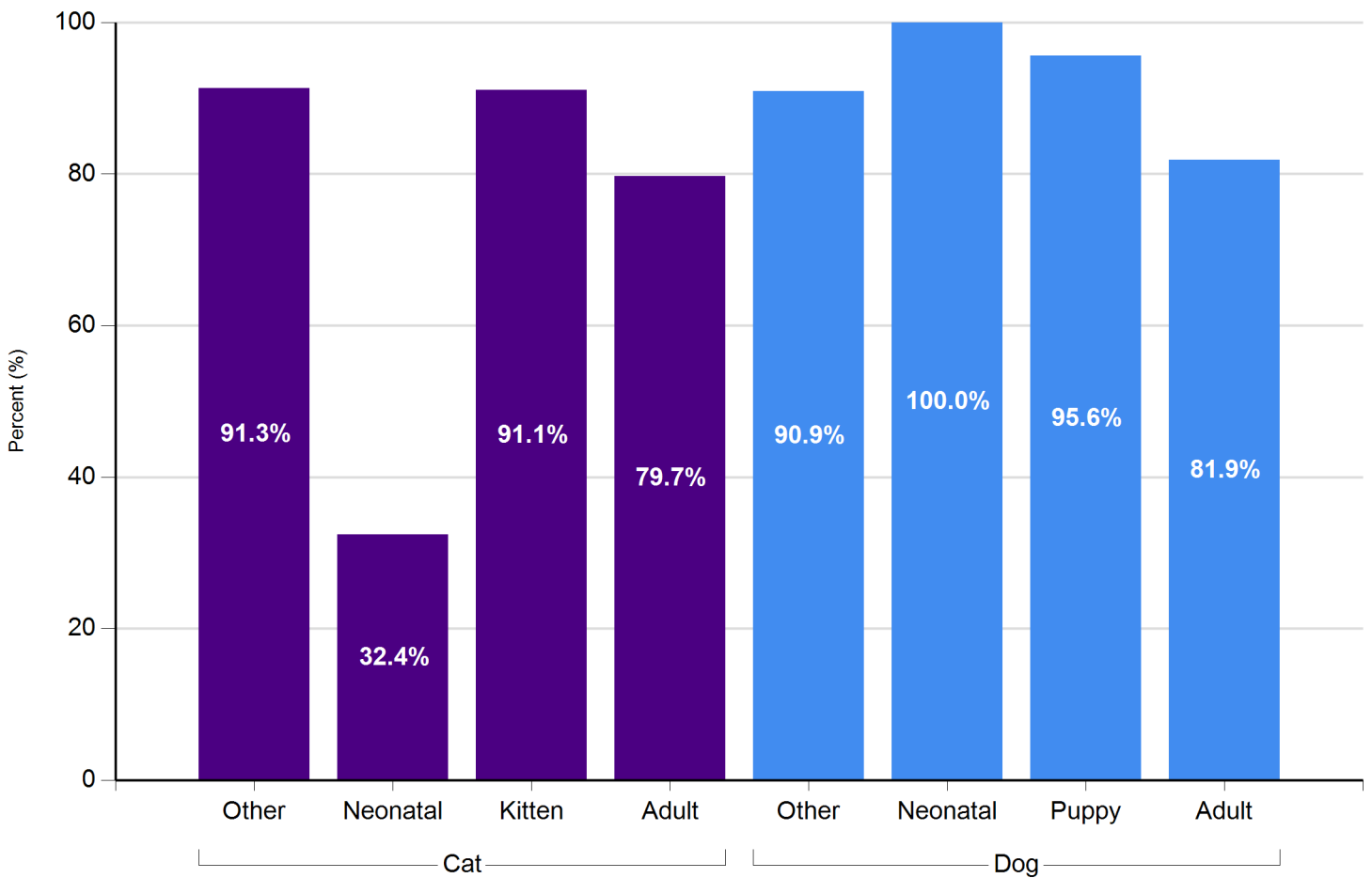
Dog



Total



Live Release Rates by Age Breakdown



Live Release Rate Formula: $\text{Live Outcomes} / \text{Total Outcomes}$