

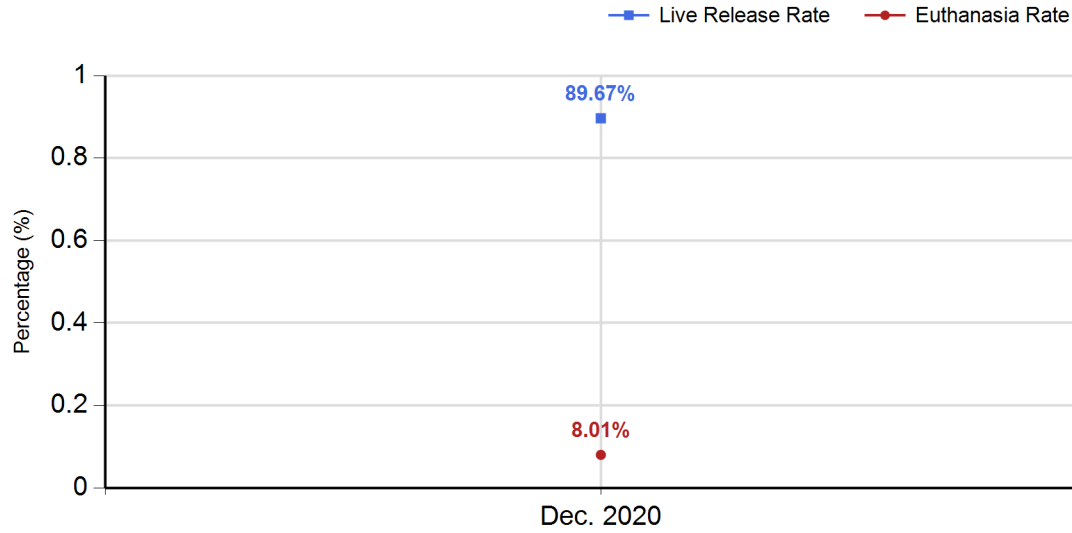
**Intake & Outcome Statistics
(12/1/2020 - 12/31/2020)
Pivoted by Intake & Outcome**

**Month to
Month
Stats**

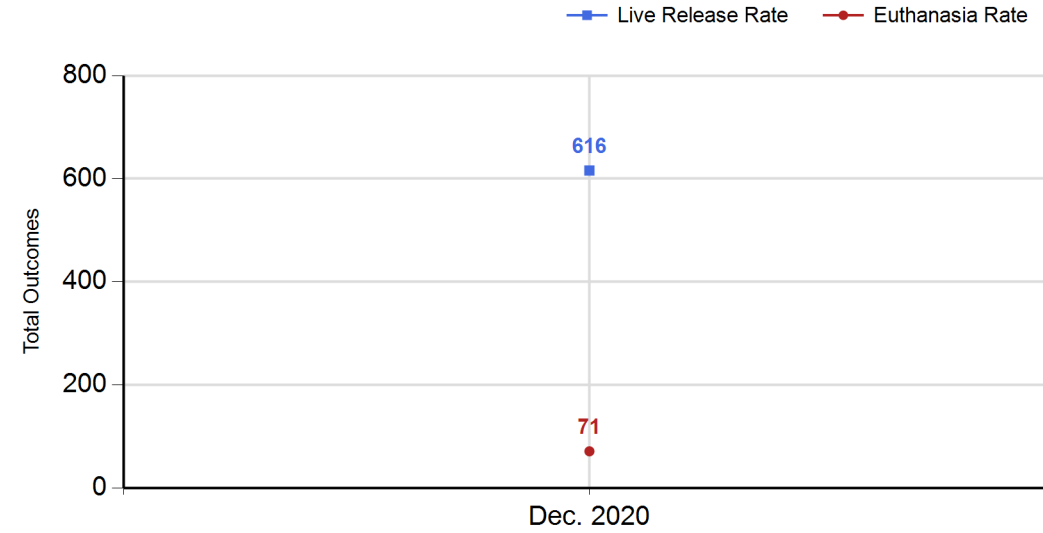
		Feline	Canine	Total	Dec. 2020
LIVE INTAKE					
B	Stray/At Large	236	174	410	410
C	Relinquished by Owner	7	32	39	39
D	Owner Intended Euthanasia	3	9	12	12
E	Transferred in from Agency (In State)	0	0	0	0
E	Transferred in from Agency (Out of State)	0	0	0	0
F	Cruelty/Confiscate (Other Intakes)	4	17	21	21
F	Born in the Shelter (Other Intakes)	0	0	0	0
F	Returns (Other Intakes)	8	16	24	24
G	Total Live Intake [B + C + D + E + F]	258	248	506	506
OUTCOMES					
H	Adoption	269	145	414	414
I	Return to Owner	8	68	76	76
J	Transferred to Another Agency	24	48	72	72
K	Return to Field	54	0	54	54
L	Other Live Outcomes	0	0	0	0
M	Subtotal: Live Outcomes [H + I + J + K + L]	355	261	616	616
N	Died in Care	11	0	11	11
O	Lost in Care	1	1	2	2
P	Shelter Euthanasia	39	3	42	42
Q	Owner Intended Euthanasia	5	11	16	16
R	Subtotal: Other Outcomes [N + O + P + Q]	56	15	71	71
S	Total Outcomes [M + R]	411	276	687	687
Asilomar "Lite" Live Release Rate:		86.37%	94.57%	89.67%	89.67%
Canine Live Release Rate				94.57%	94.57%
Feline Live Release Rate				86.37%	86.37%

Formula:
M / S
616 / 687 = 89.67%

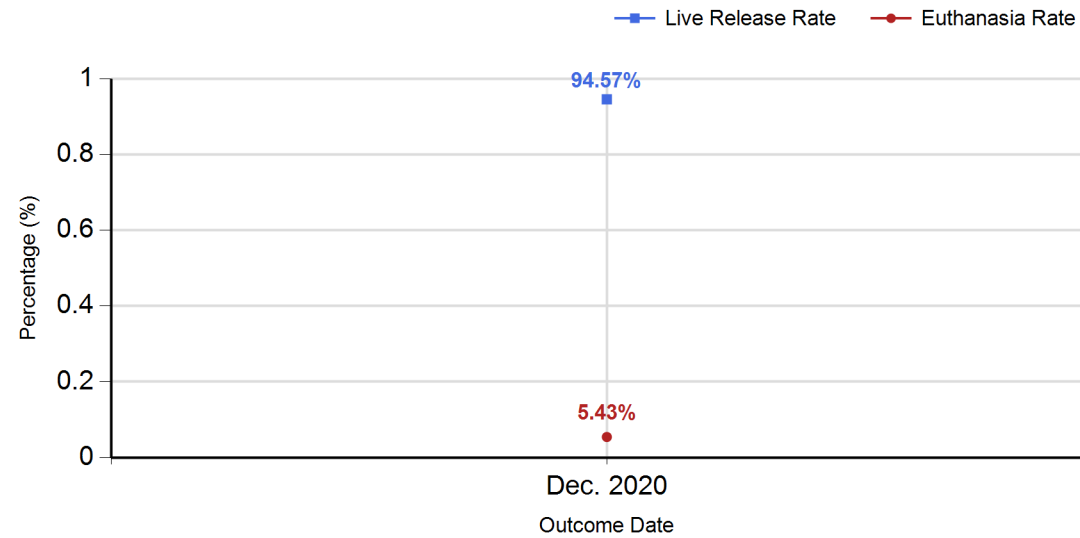
Live Release Rate vs Euthanasia Rate (Month to Month Stats) Percentage
12/1/2020 - 12/31/2020



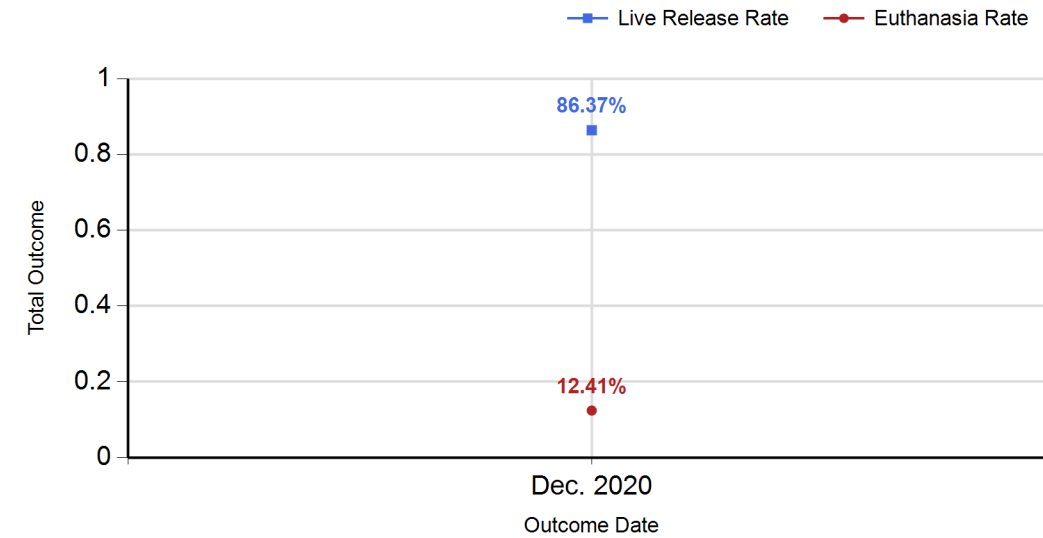
Live Release Rate vs Euthanasia Rate (Month to Month Stats) Total
12/1/2020 - 12/31/2020



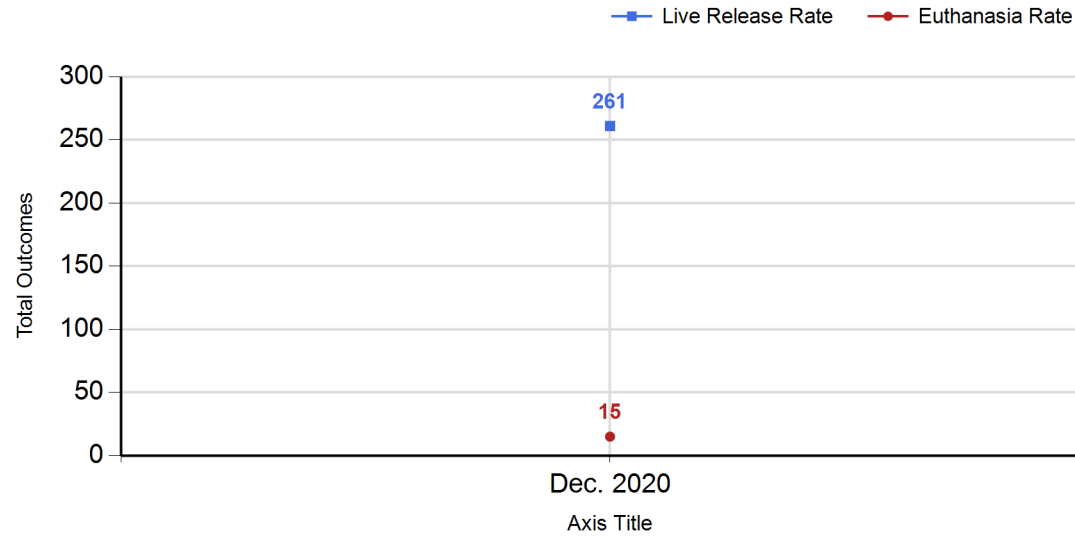
Canine Live Release Rate vs Euthanasia Rate (Month to Month Stats) Percentage
12/1/2020 - 12/31/2020



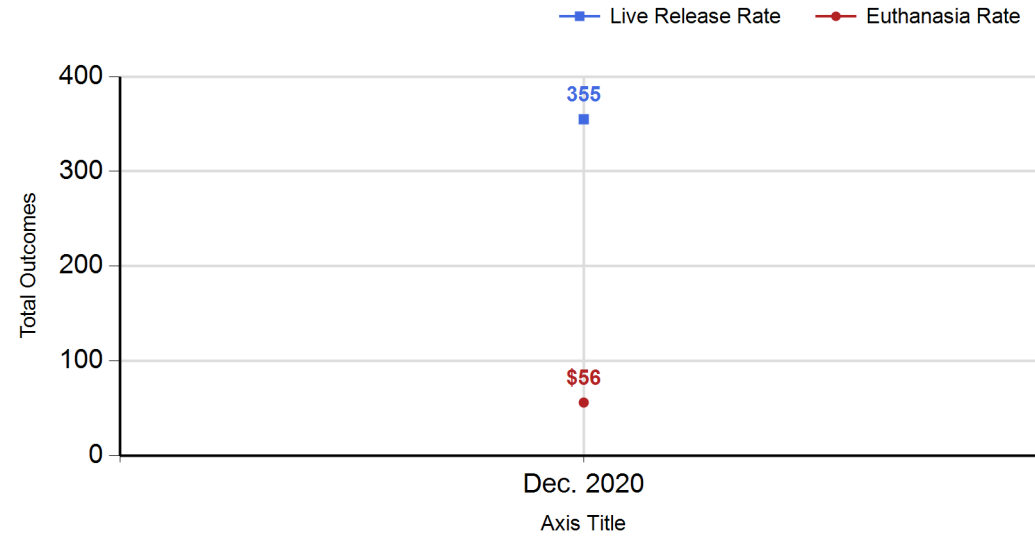
Feline Live Release Rate vs Euthanasia Rate (Month to Month Stats) Percentage



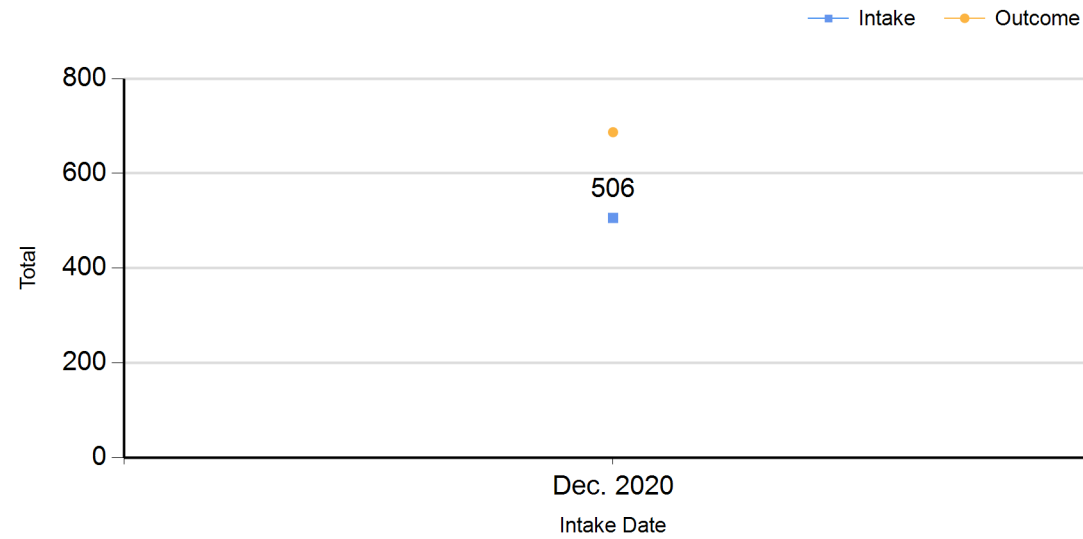
Canine Live Release Rate vs Euthanasia Rate (Month to Month Stats) Percentage
12/1/2020 - 12/31/2020



Feline Live Release Rate vs Euthanasia Rate (Month to Month Stats) Percentage

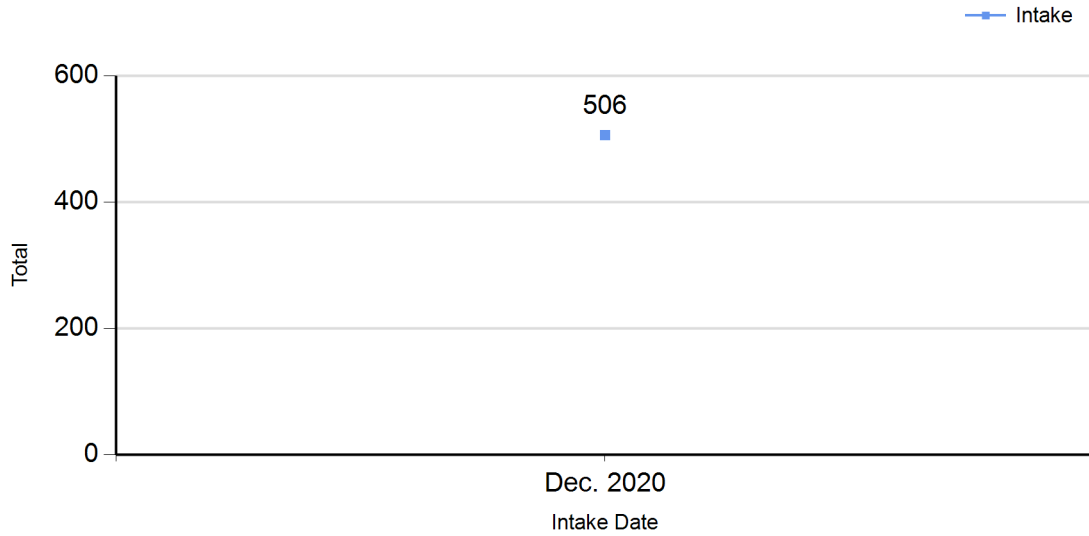


Total Intake & Outcome (Month to Month Stats)
12/1/2020 - 12/31/2020

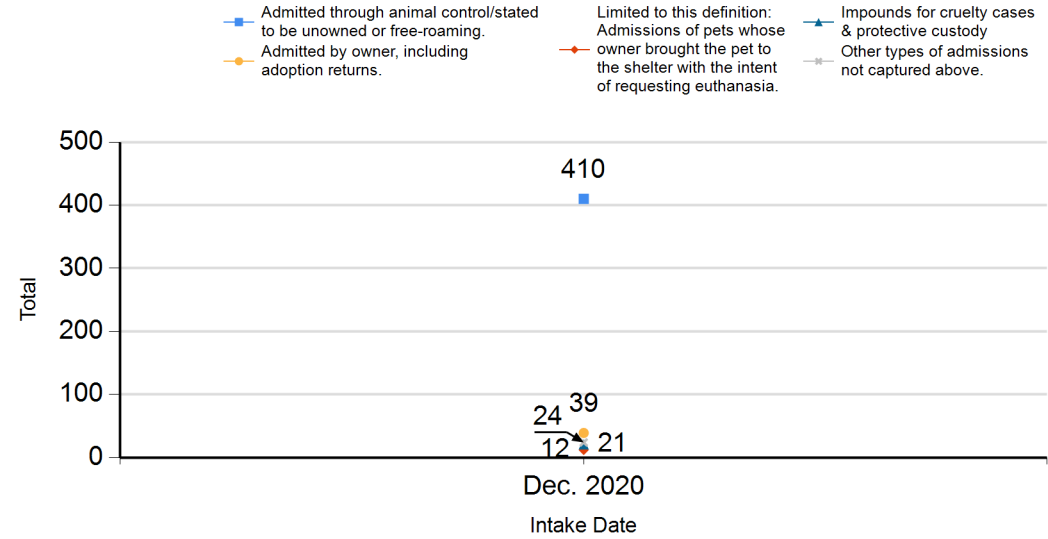


Intake Statistics Pivoted by Species (12/1/2020 - 12/31/2020)				Month to Month Stats
Species		Name	Total	Dec. 2020
Feline	B	Stray/At Large	236	236
	C	Relinquished by Owner	7	7
	D	Owner Intended Euthanasia	3	3
	E	Transferred in from Agency (In State)	0	0
	E	Transferred in from Agency (Out of State)	0	0
	F	Cruelty/Confiscate (Other Intakes)	4	4
	F	Returns (Other Intakes)	8	8
	F	Born in the Shelter (Other Intakes)	0	0
			Feline Live Intake	258
Canine	B	Stray/At Large	174	174
	C	Relinquished by Owner	32	32
	D	Owner Intended Euthanasia	9	9
	E	Transferred in from Agency (Out of State)	0	0
	E	Transferred in from Agency (In State)	0	0
	F	Cruelty/Confiscate (Other Intakes)	17	17
	F	Returns (Other Intakes)	16	16
	F	Born in the Shelter (Other Intakes)	0	0
			Canine Live Intake	248
	B	Stray/At Large	410	410
	C	Relinquished by Owner	39	39
	D	Owner Intended Euthanasia	12	12
	E	Transferred in from Agency (In State)	0	0
	E	Transferred in from Agency (Out of State)	0	0
	F	Cruelty/Confiscate (Other Intakes)	21	21
	F	Returns (Other Intakes)	24	24
	F	Born in the Shelter (Other Intakes)	0	0
	G	Total Live Intake	506	506

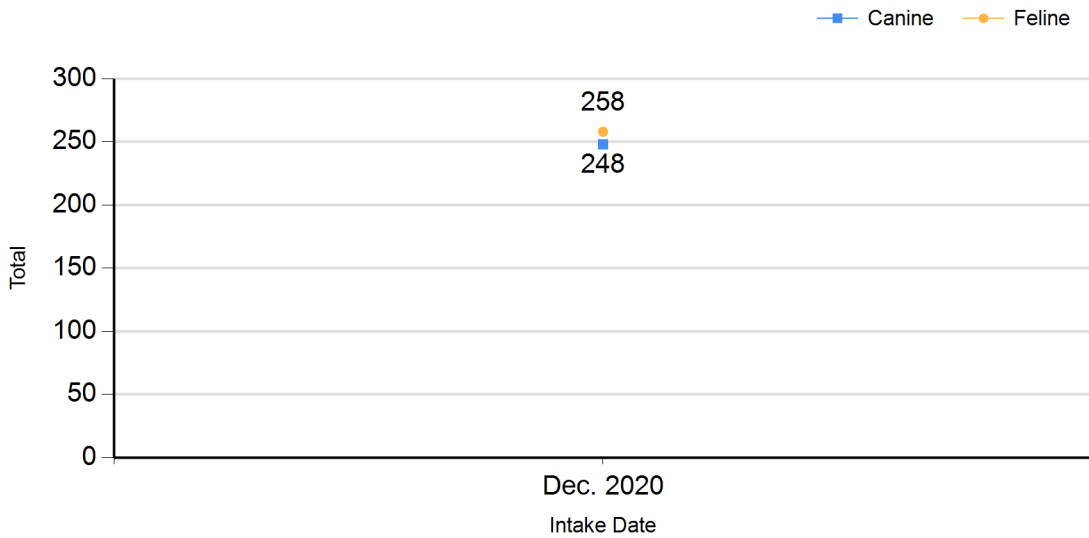
Total Intake (Month to Month Stats)
12/1/2020 - 12/31/2020



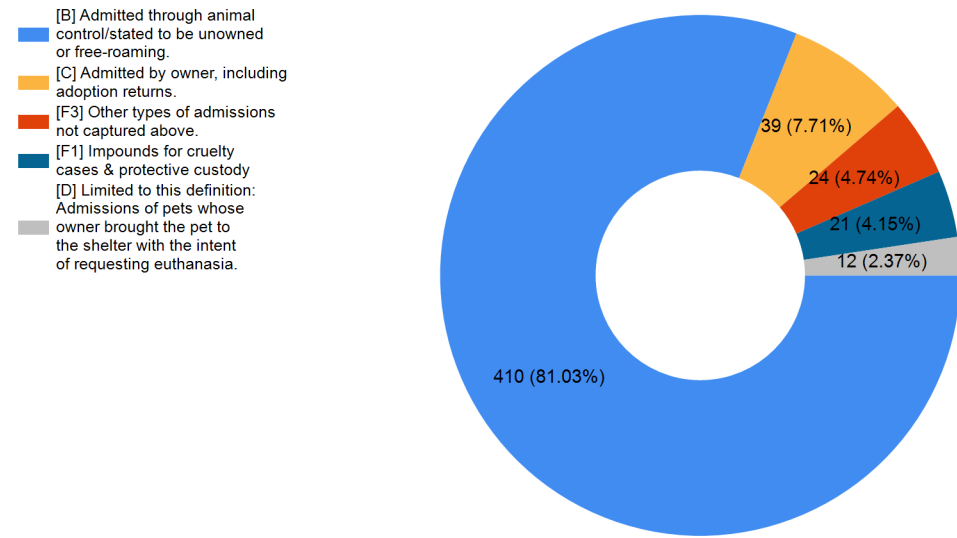
Total Intake (Month to Month Stats)
12/1/2020 - 12/31/2020 by Intake Type



Total Intake (Month to Month Stats)
12/1/2020 - 12/31/2020 by Species



Total Intake (Month to Month Stats)
12/1/2020 - 12/31/2020 by Intake Type

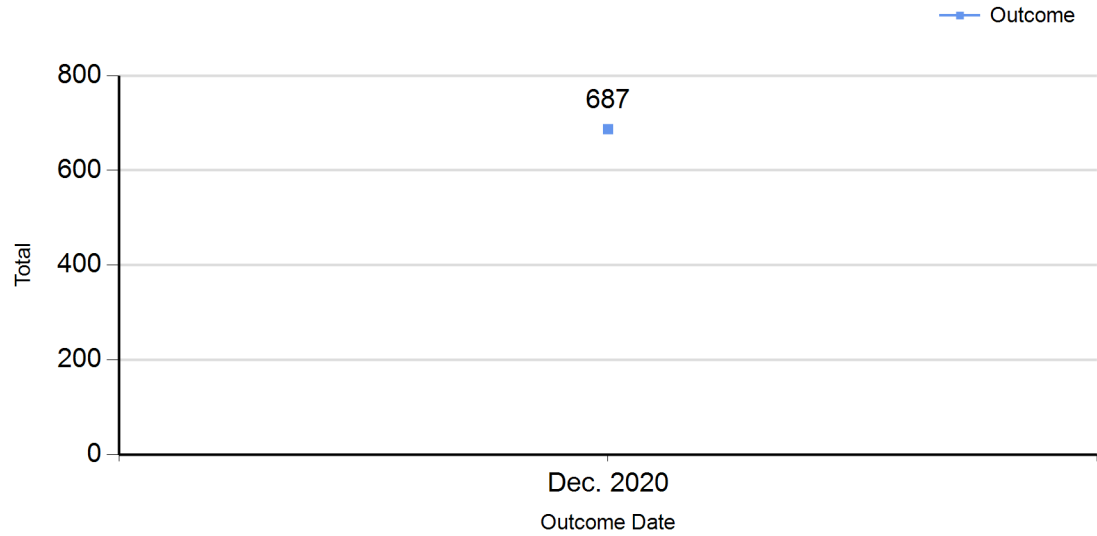


**Outcome Statistics Pivoted by Species
(12/1/2020 - 12/31/2020)**

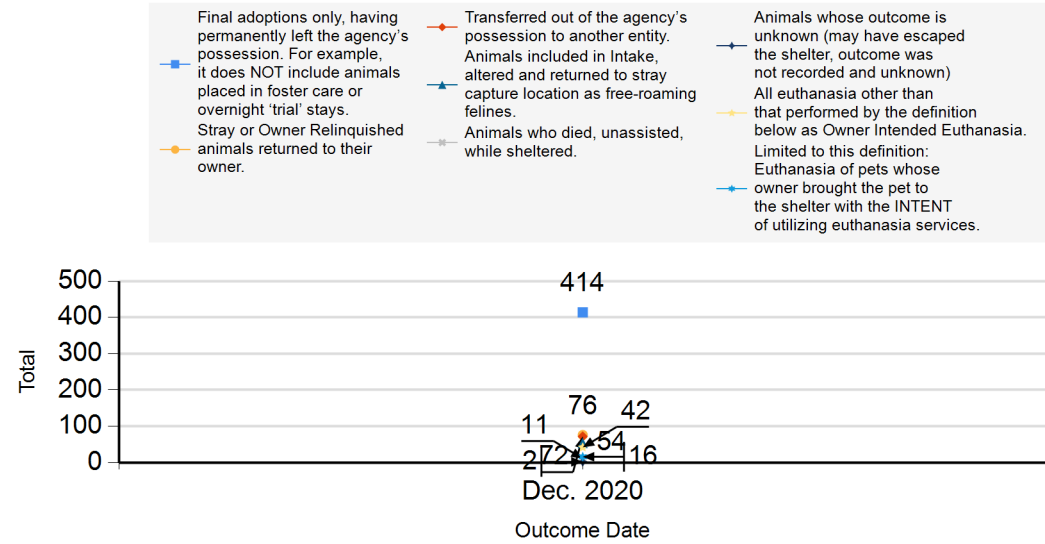
**Month to
Month
Stats**

Species		Name	Total	Dec. 2020
Feline	H	Adoption	269	269
	I	Return to Owner	8	8
	J	Transferred to Another Agency	24	24
	K	Return to Field	54	54
	L	Other Live Outcomes	0	0
	M	Subtotal: Live Outcomes	355	355
	N	Died in Care	11	11
	O	Lost in Care	1	1
	P	Shelter Euthanasia	39	39
	Q	Owner Intended Euthanasia	5	5
	R	Subtotal: Other Outcomes	56	56
		Feline Total Outcome	411	411
Canine	H	Adoption	145	145
	I	Return to Owner	68	68
	J	Transferred to Another Agency	48	48
	K	Return to Field	0	0
	L	Other Live Outcomes	0	0
	M	Subtotal: Live Outcomes	261	261
	N	Died in Care	0	0
	O	Lost in Care	1	1
	P	Shelter Euthanasia	3	3
	Q	Owner Intended Euthanasia	11	11
	R	Subtotal: Other Outcomes	15	15
		Canine Total Outcome	276	276
	H	Adoption	414	414
	I	Return to Owner	76	76
	J	Transferred to Another Agency	72	72
	K	Return to Field	54	54
	L	Other Live Outcomes	0	0
	N	Died in Care	11	11
	O	Lost in Care	2	2
	P	Shelter Euthanasia	42	42
	Q	Owner Intended Euthanasia	16	16
	S	Total Outcome	687	687

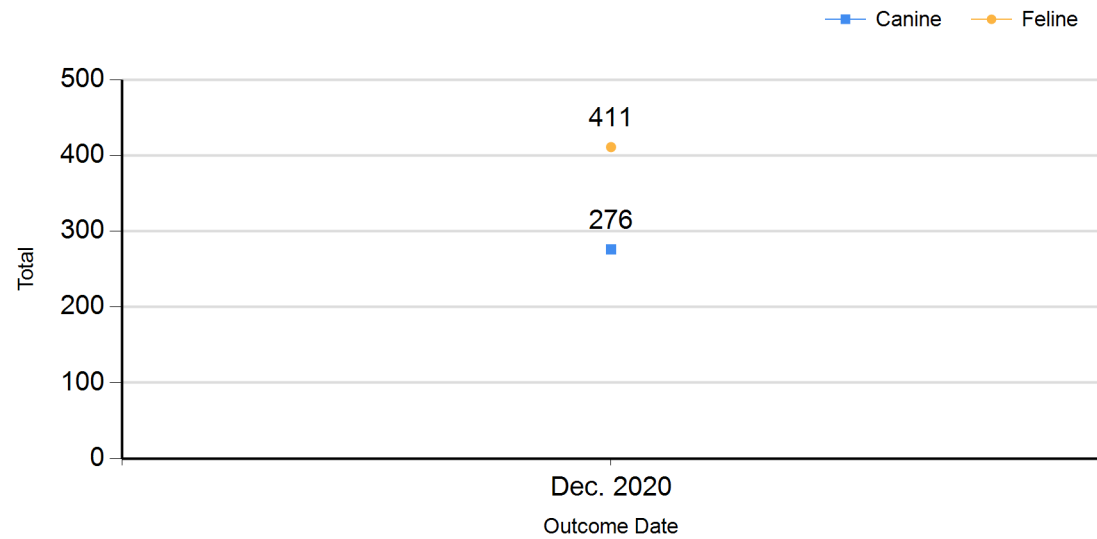
Total Outcome (Month to Month Stats)
12/1/2020 - 12/31/2020



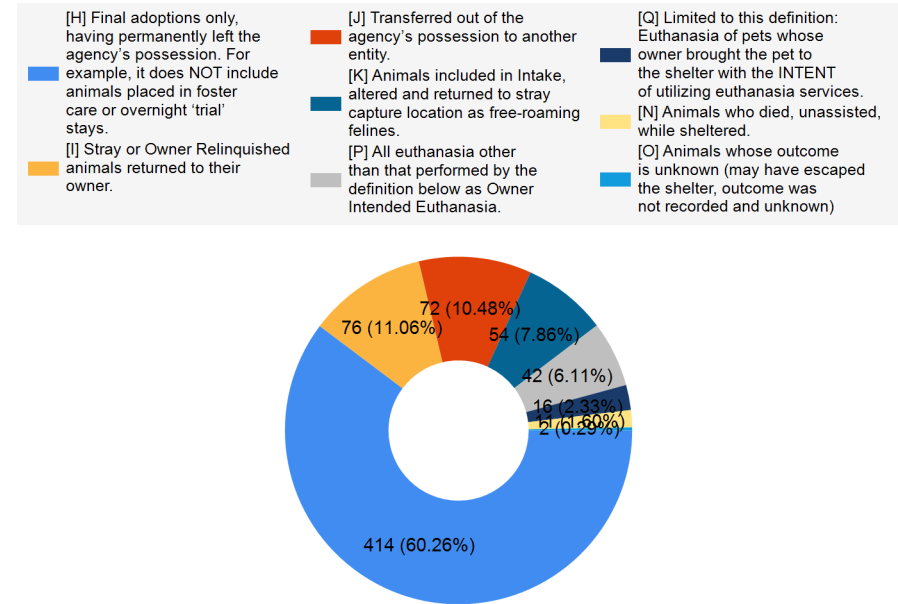
Total Outcome (Month to Month Stats)
12/1/2020 - 12/31/2020 by Intake Type



Total Outcome (Month to Month Stats)
12/1/2020 - 12/31/2020 by Species



Total Outcome (Month to Month Stats)
12/1/2020 - 12/31/2020 by Outcome Type



	TOTAL			Canine			Feline		
	Live Release	Live Release (%)	Change (%)	Live Release	Live Release (%)	Change (%)	Live Release	Live Release (%)	Change (%)
Dec. 2020	616	89.67%	NaN	261	94.57%	NaN	355	86.37%	NaN
12/1/2020 - 12/31/2020	687	89.67%							

Formula:
M/S
616 / 687 = 89.67%