

**Intake & Outcome Statistics**  
**(7/1/2024 - 7/31/2024)**  
**Pivoted by Intake & Outcome**

**Month to  
Month  
Comparison**

		Canine	Feline	Total	Jul. 2024
<b>LIVE INTAKE</b>					
<b>B</b>	Stray/At Large	149	476	<b>625</b>	625
<b>C</b>	Relinquished by Owner	13	20	<b>33</b>	33
<b>D</b>	Owner Intended Euthanasia	2	0	<b>2</b>	2
<b>E</b>	Transferred in from Agency (In State)	0	0	<b>0</b>	0
<b>E</b>	Transferred in from Agency (Out of State)	0	0	<b>0</b>	0
<b>F</b>	Cruelty/Confiscate (Other Intakes)	13	4	<b>17</b>	17
<b>F</b>	Born in the Shelter (Other Intakes)	0	0	<b>0</b>	0
<b>F</b>	Returns (Other Intakes)	7	3	<b>10</b>	10
<b>G</b>	<b>Total Live Intake</b> [ B + C + D + E + F ]	184	503	<b>687</b>	687

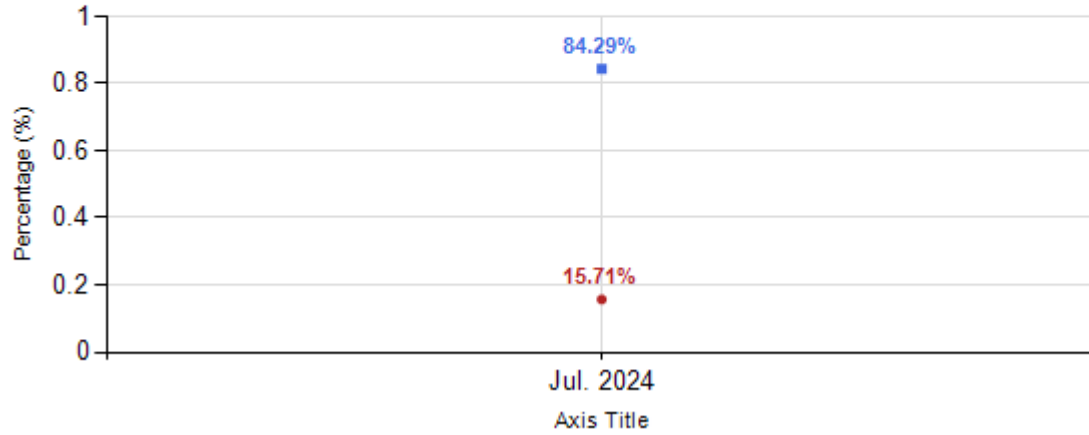
<b>OUTCOMES</b>					
<b>H</b>	Adoption	108	330	<b>438</b>	438
<b>I</b>	Return to Owner	15	2	<b>17</b>	17
<b>J</b>	Transferred to Another Agency	61	4	<b>65</b>	65
<b>K</b>	Return to Field	0	156	<b>156</b>	156
<b>L</b>	Other Live Outcomes	0	0	<b>0</b>	0
<b>M</b>	<b>Subtotal: Live Outcomes</b> [ H + I + J + K + L ]	184	492	<b>676</b>	676
<b>N</b>	Died in Care	1	14	<b>15</b>	15
<b>O</b>	Lost in Care	0	1	<b>1</b>	1
<b>P</b>	Shelter Euthanasia	37	73	<b>110</b>	110
<b>Q</b>	Owner Intended Euthanasia	7	1	<b>8</b>	8
<b>R</b>	<b>Subtotal: Other Outcomes</b> [ N + O + P + Q ]	45	89	<b>134</b>	134
<b>S</b>	<b>Total Outcomes</b> [ M + R ]	229	581	<b>810</b>	810
<b>Asilomar "Lite" Live Release Rate:</b>		82.88%	84.83%	<b>84.29%</b>	84.29%
Canine Asilomar "Lite" Live Release Rate				82.88%	82.88%
Feline Asilomar "Lite" Live Release Rate				84.83%	84.83%

*Formula:*  
M / (S subtract Q)  
676 / ( 810 subtract 8 ) = 84.29%

### Live Release vs Other Outcome (Month to Month Comparison) Percentage

7/1/2024 – 7/31/2024

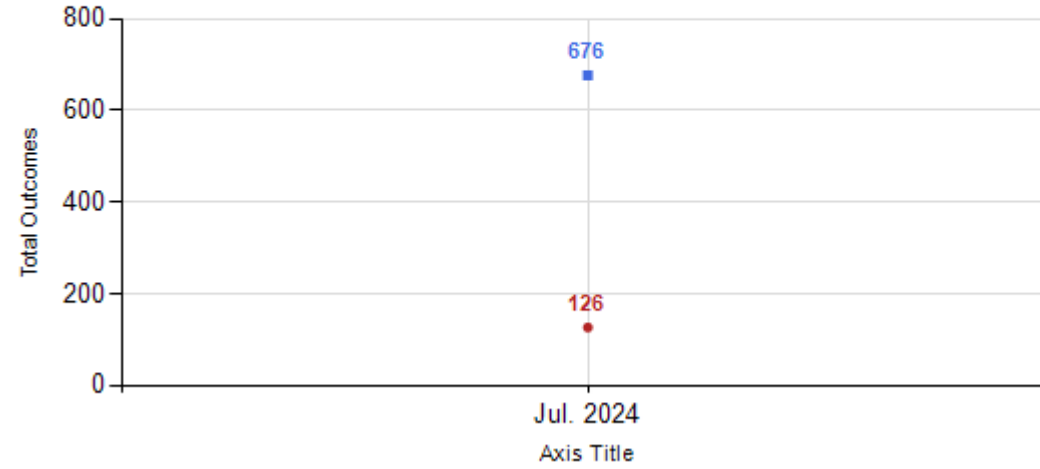
— Live Release Rate — Other Outcome Rate



### Live Release vs Other Outcome (Month to Month Comparison) Total

7/1/2024 – 7/31/2024

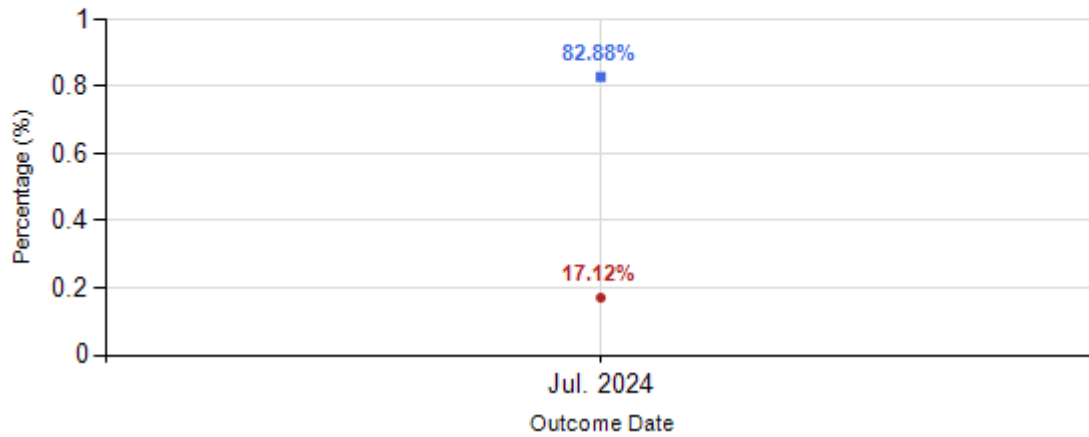
— Live Release Rate — Other Outcome Rate



### Canine Live Release vs Other Outcome (Month to Month Comparison) Percentage

7/1/2024 – 7/31/2024

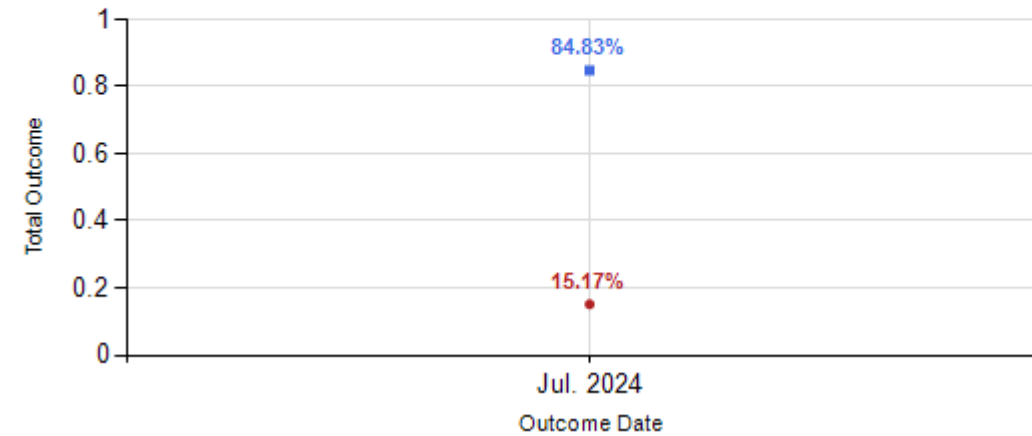
— Live Release Rate — Other Outcome Rate



### Feline Live Release vs Other Outcome (Month to Month Comparison) Percentage

7/1/2024 – 7/31/2024

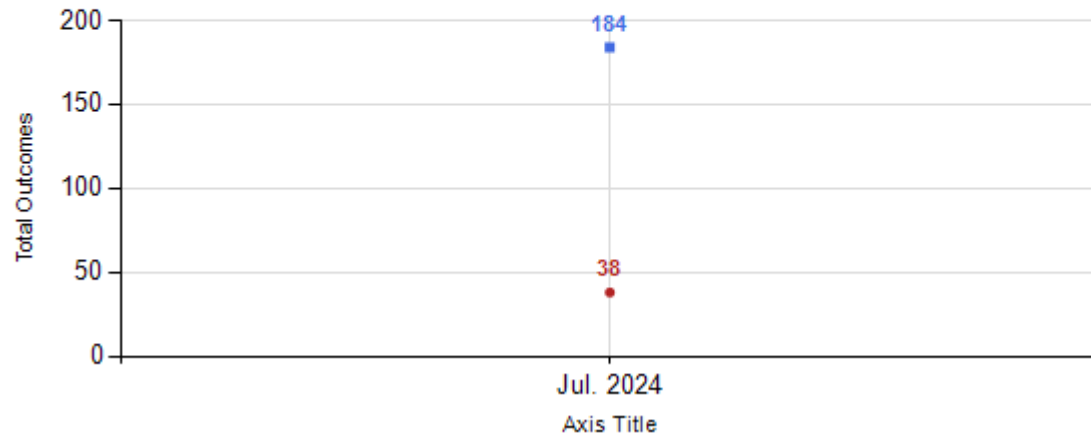
— Live Release Rate — Other Outcome Rate



### Canine Live Release vs Other Outcome (Month to Month Comparison) Percentage

7/1/2024 – 7/31/2024

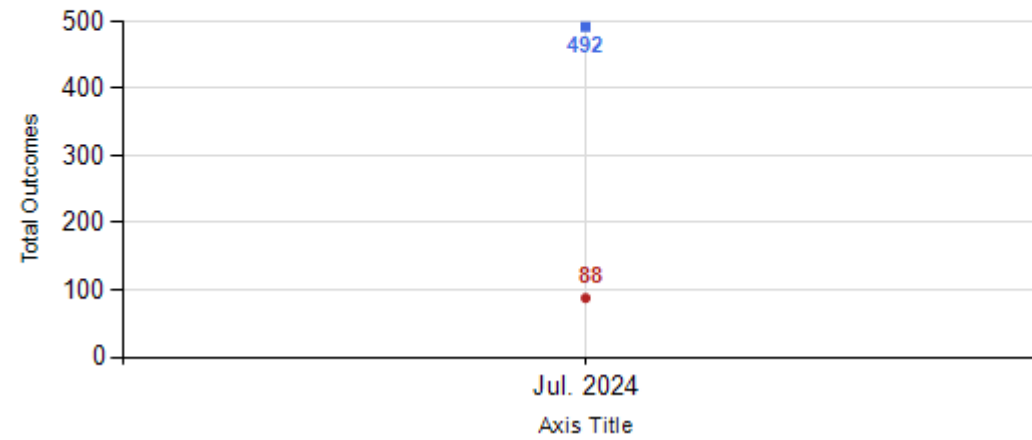
Live Release Rate Other Outcome Rate



### Feline Live Release vs Other Outcome (Month to Month Comparison) Percentage

7/1/2024 – 7/31/2024

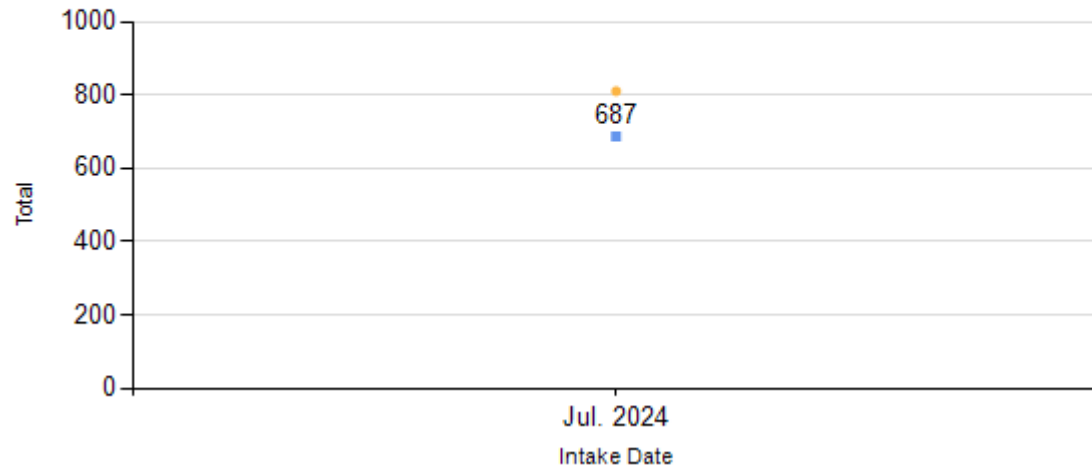
Live Release Rate Other Outcome Rate



### Live Release vs Other Outcome (Month to Month Comparison) Total

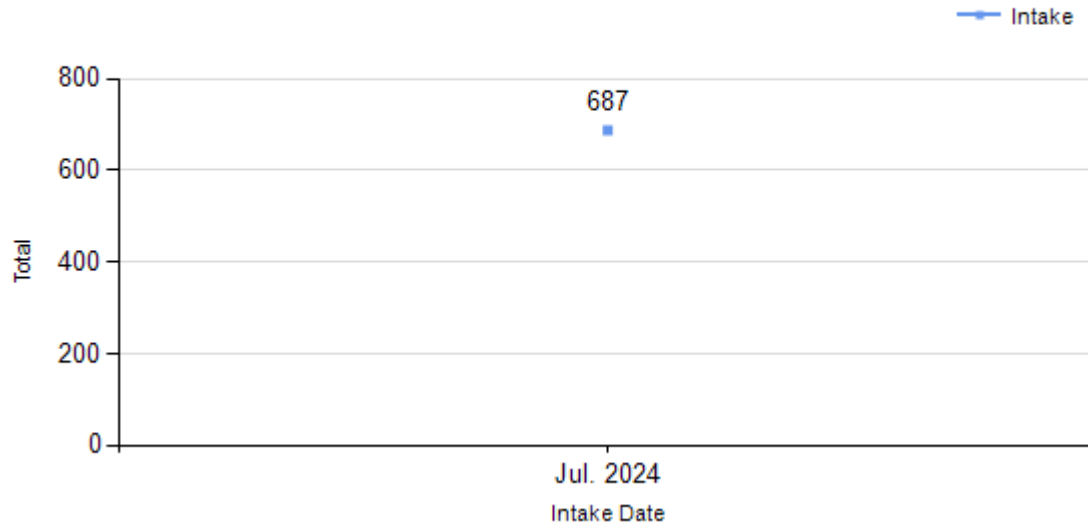
7/1/2024 – 7/31/2024

Intake Outcome

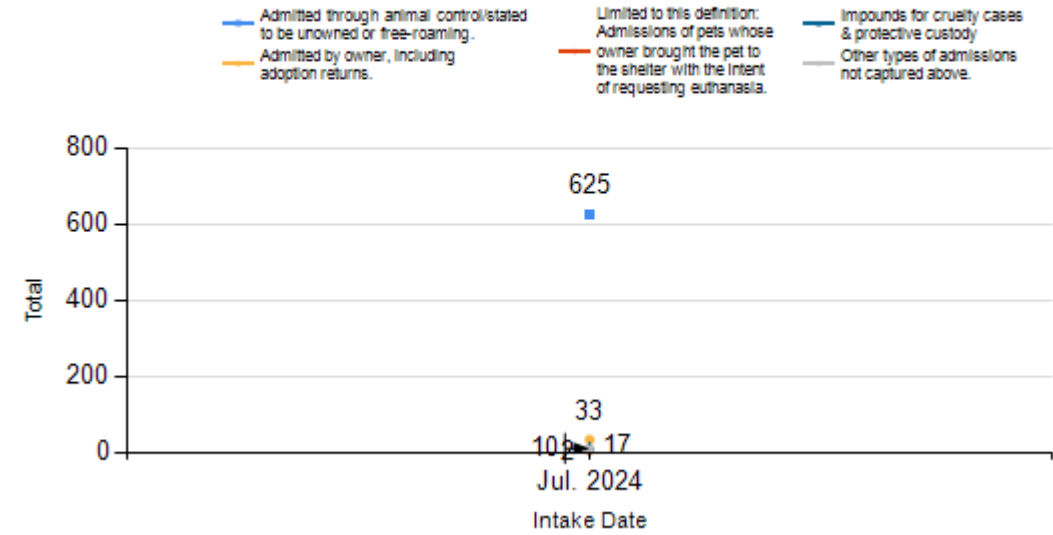


Intake Statistics Pivoted by Species (7/1/2024 - 7/31/2024)				Month to Month Comparison	
Species		Name	Total	Jul. 2024	
<b>Canine</b>	B	Stray/At Large	149	149	
	C	Relinquished by Owner	13	13	
	D	Owner Intended Euthanasia	2	2	
	E	Transferred in from Agency (Out of State)	0	0	
	E	Transferred in from Agency (In State)	0	0	
	F	Cruelty/Confiscate (Other Intakes)	13	13	
	F	Returns (Other Intakes)	7	7	
	F	Born in the Shelter (Other Intakes)	0	0	
			<b>Canine Live Intake</b>	<b>184</b>	<b>184</b>
<b>Feline</b>	B	Stray/At Large	476	476	
	C	Relinquished by Owner	20	20	
	D	Owner Intended Euthanasia	0	0	
	E	Transferred in from Agency (In State)	0	0	
	E	Transferred in from Agency (Out of State)	0	0	
	F	Returns (Other Intakes)	3	3	
	F	Cruelty/Confiscate (Other Intakes)	4	4	
	F	Born in the Shelter (Other Intakes)	0	0	
			<b>Feline Live Intake</b>	<b>503</b>	<b>503</b>
	B	Stray/At Large	625	625	
	C	Relinquished by Owner	33	33	
	D	Owner Intended Euthanasia	2	2	
	E	Transferred in from Agency (In State)	0	0	
	E	Transferred in from Agency (Out of State)	0	0	
	F	Cruelty/Confiscate (Other Intakes)	17	17	
	F	Returns (Other Intakes)	10	10	
	F	Born in the Shelter (Other Intakes)	0	0	
	<b>G</b>	<b>Total Live Intake</b>	<b>687</b>	<b>687</b>	

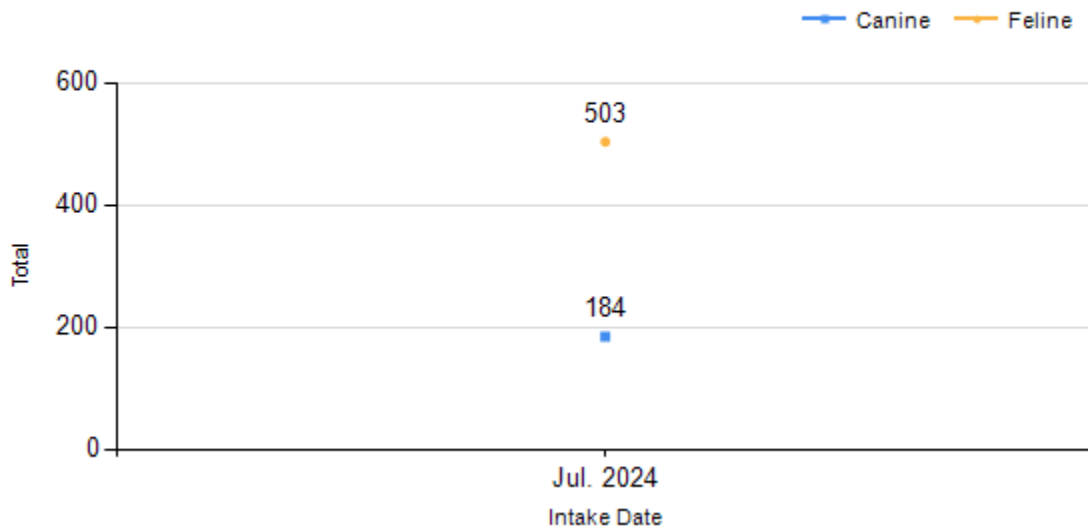
**Total Intake (Month to Month Comparison)**  
7/1/2024 - 7/31/2024



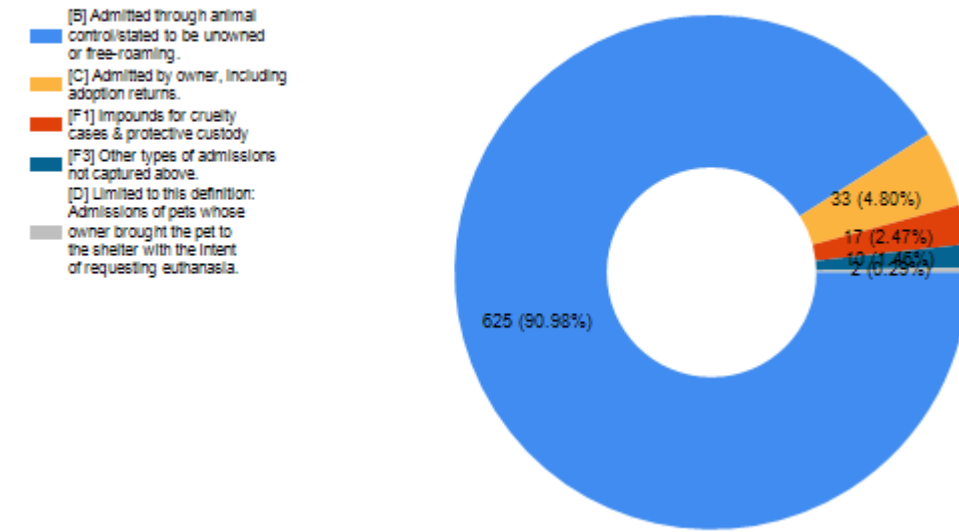
**Total Intake (Month to Month Comparison)**  
7/1/2024 - 7/31/2024 by Intake Type



**Total Intake (Month to Month Comparison)**  
7/1/2024 - 7/31/2024 by Species



**Total Intake (Month to Month Comparison)**  
7/1/2024 - 7/31/2024 by Intake Type

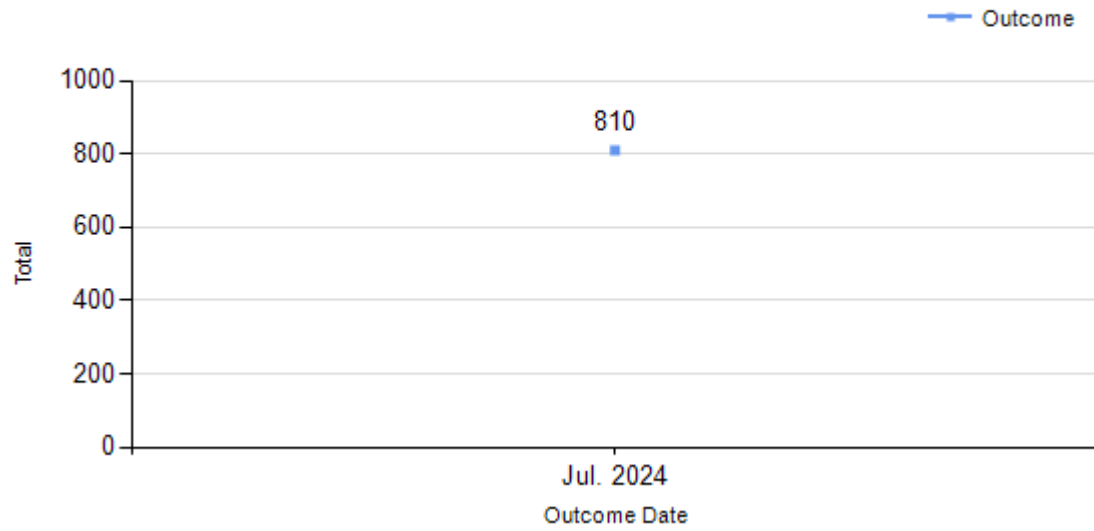


**Outcome Statistics Pivoted by Species  
(7/1/2024 - 7/31/2024)**

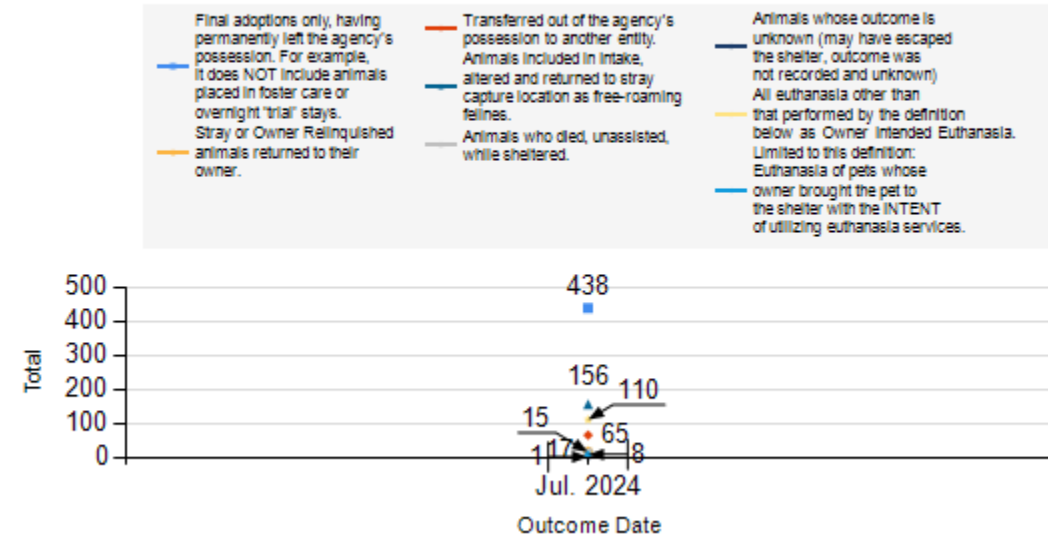
**Month to  
Month  
Comparison**

Species		Name	Total	Jul. 2024
<b>Canine</b>	H	Adoption	108	108
	I	Return to Owner	15	15
	J	Transferred to Another Agency	61	61
	K	Return to Field	0	0
	L	Other Live Outcomes	0	0
	<b>M</b>	<b>Subtotal: Live Outcomes</b>	<b>184</b>	<b>184</b>
	N	Died in Care	1	1
	O	Lost in Care	0	0
	P	Shelter Euthanasia	37	37
	Q	Owner Intended Euthanasia	7	7
	<b>R</b>	<b>Subtotal: Other Outcomes</b>	<b>45</b>	<b>45</b>
	<b>Canine Total Outcome</b>			<b>229</b>
<b>Feline</b>	H	Adoption	330	330
	I	Return to Owner	2	2
	J	Transferred to Another Agency	4	4
	K	Return to Field	156	156
	L	Other Live Outcomes	0	0
	<b>M</b>	<b>Subtotal: Live Outcomes</b>	<b>492</b>	<b>492</b>
	N	Died in Care	14	14
	O	Lost in Care	1	1
	P	Shelter Euthanasia	73	73
	Q	Owner Intended Euthanasia	1	1
	<b>R</b>	<b>Subtotal: Other Outcomes</b>	<b>89</b>	<b>89</b>
	<b>Feline Total Outcome</b>			<b>581</b>
	H	Adoption	438	438
	I	Return to Owner	17	17
	J	Transferred to Another Agency	65	65
	K	Return to Field	156	156
	L	Other Live Outcomes	0	0
	N	Died in Care	15	15
	O	Lost in Care	1	1
	P	Shelter Euthanasia	110	110
	Q	Owner Intended Euthanasia	8	8
	<b>S</b>	<b>Total Outcome</b>	<b>810</b>	<b>810</b>

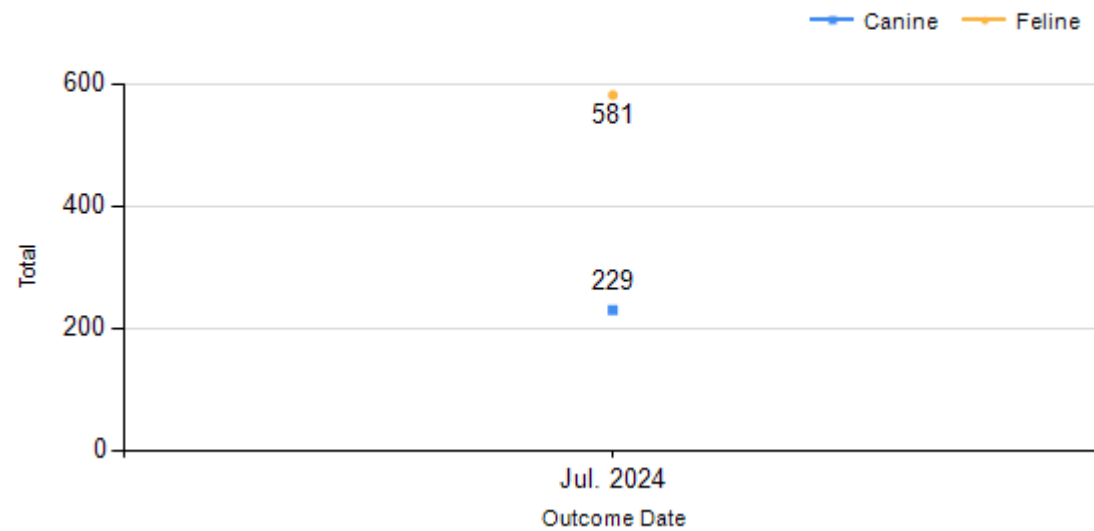
**Total Outcome (Month to Month Comparison)**  
7/1/2024 - 7/31/2024



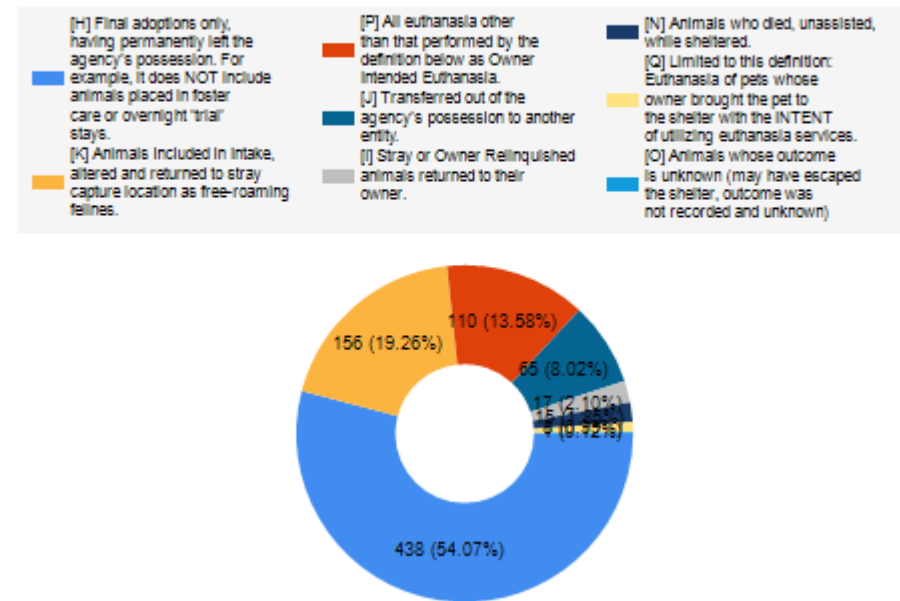
**Total Outcome (Month to Month Comparison)**  
7/1/2024 - 7/31/2024 by Intake Type



**Total Outcome (Month to Month Comparison)**  
7/1/2024 - 7/31/2024 by Species



**Total Outcome (Month to Month Comparison)**  
7/1/2024 - 7/31/2024 by Outcome Type



	TOTAL			Canine			Feline		
	Live Release	Live Release (%)	Change (%)	Live Release	Live Release (%)	Change (%)	Live Release	Live Release (%)	Change (%)
Jul. 2024	676	84.29%	NaN	184	82.88%	NaN	492	84.83%	NaN
<b>7/1/2024 - 7/31/2024</b>	<b>810</b>	<b>84.29%</b>							

Formula:  
 $M / (S \text{ subtract } Q)$   
 $676 / (810 \text{ subtract } 8) = 84.29\%$