

Intake & Outcome Statistics
(6/1/2024 - 6/30/2024)
Pivoted by Intake & Outcome

**Month to
Month
Comparison**

		Canine	Feline	Total	Jun. 2024
LIVE INTAKE					
B	Stray/At Large	122	557	679	679
C	Relinquished by Owner	40	12	52	52
D	Owner Intended Euthanasia	1	1	2	2
E	Transferred in from Agency (In State)	0	0	0	0
E	Transferred in from Agency (Out of State)	0	0	0	0
F	Cruelty/Confiscate (Other Intakes)	45	9	54	54
F	Born in the Shelter (Other Intakes)	7	0	7	7
F	Returns (Other Intakes)	3	2	5	5
G	Total Live Intake [B + C + D + E + F]	218	581	799	799

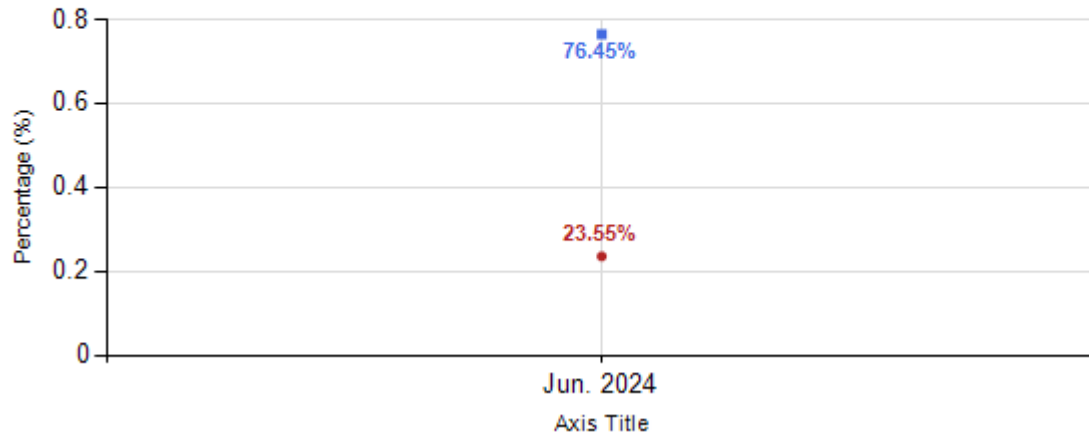
OUTCOMES					
H	Adoption	85	266	351	351
I	Return to Owner	28	9	37	37
J	Transferred to Another Agency	49	5	54	54
K	Return to Field	0	139	139	139
L	Other Live Outcomes	0	0	0	0
M	Subtotal: Live Outcomes [H + I + J + K + L]	162	419	581	581
N	Died in Care	1	21	22	22
O	Lost in Care	1	0	1	1
P	Shelter Euthanasia	38	118	156	156
Q	Owner Intended Euthanasia	6	3	9	9
R	Subtotal: Other Outcomes [N + O + P + Q]	46	142	188	188
S	Total Outcomes [M + R]	208	561	769	769
Asilomar "Lite" Live Release Rate:		80.20%	75.09%	76.45%	76.45%
Canine Asilomar "Lite" Live Release Rate				80.20%	80.20%
Feline Asilomar "Lite" Live Release Rate				75.09%	75.09%

Formula:
M / (S subtract Q)
581 / (769 subtract 9) = 76.45%

Live Release vs Other Outcome (Month to Month Comparison) Total

6/1/2023 – 6/30/2024

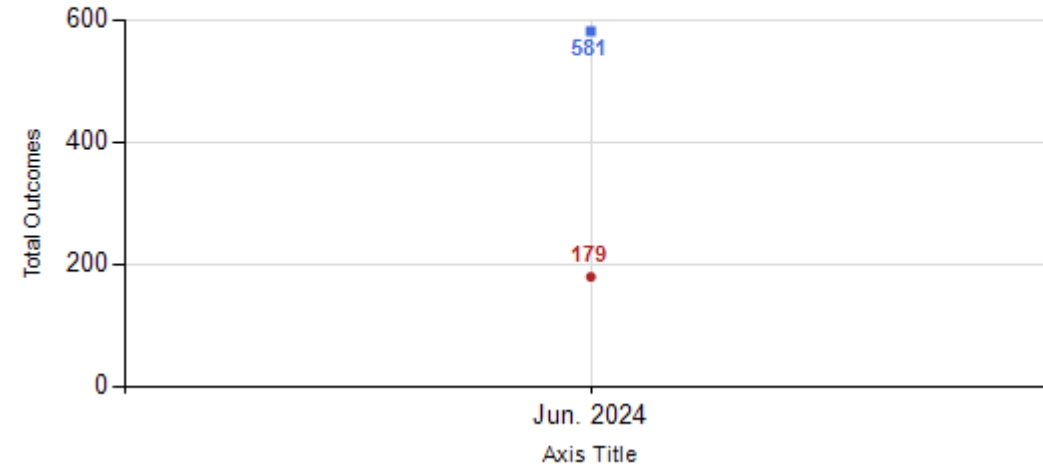
— Live Release Rate — Other Outcome Rate



Live Release vs Other Outcome (Month to Month Comparison) Percentage

6/1/2023 – 6/30/2024

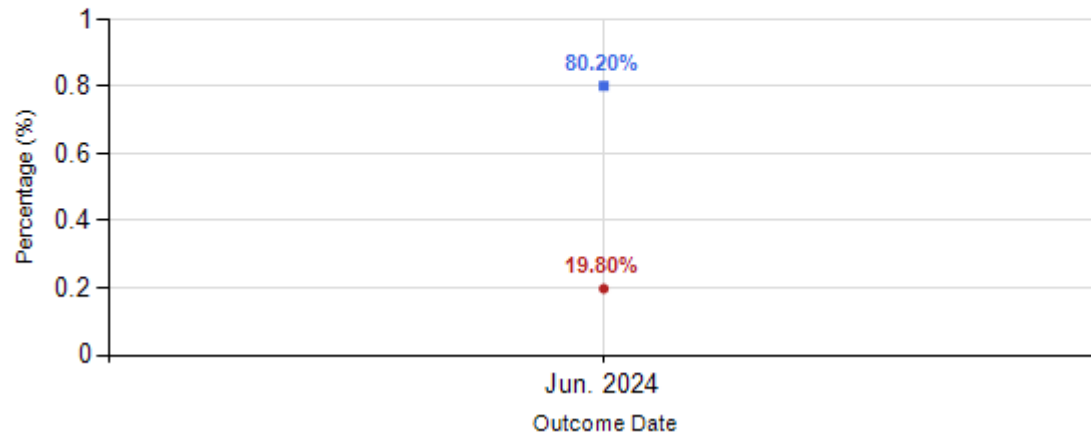
— Live Release Rate — Other Outcome Rate



Canine Live Release vs Other Outcome (Month to Month Comparison) Percentage

6/1/2023 – 6/30/2024

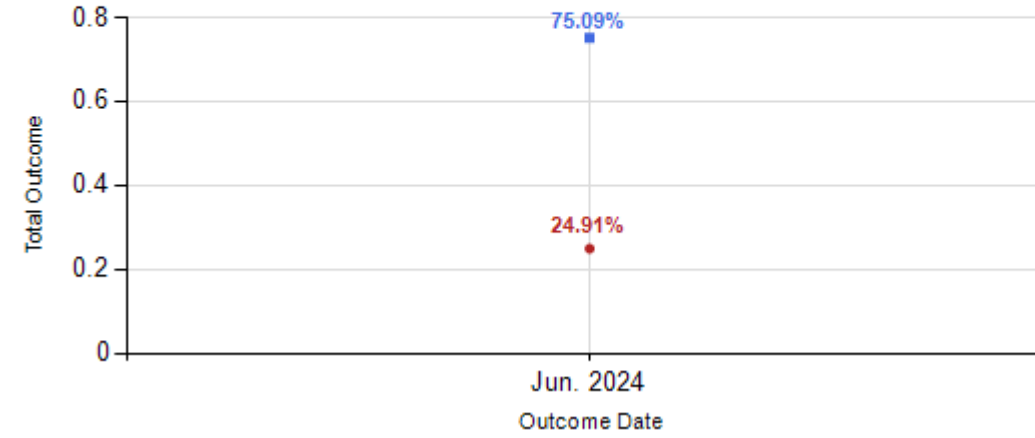
— Live Release Rate — Other Outcome Rate



Feline Live Release vs Other Outcome (Month to Month Comparison) Percentage

6/1/2023 – 6/30/2024

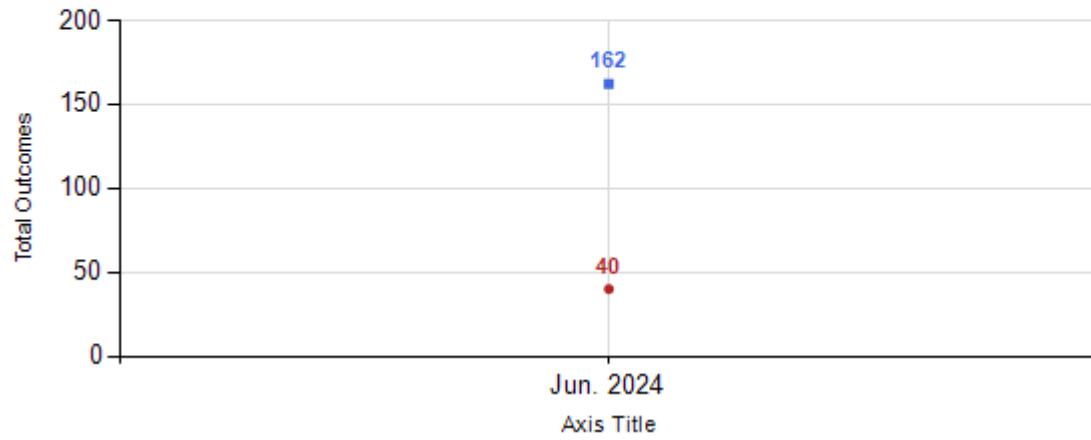
— Live Release Rate — Other Outcome Rate



Canine Live Release vs Other Outcome (Month to Month Comparison) Percentage

6/1/2023 – 6/30/2024

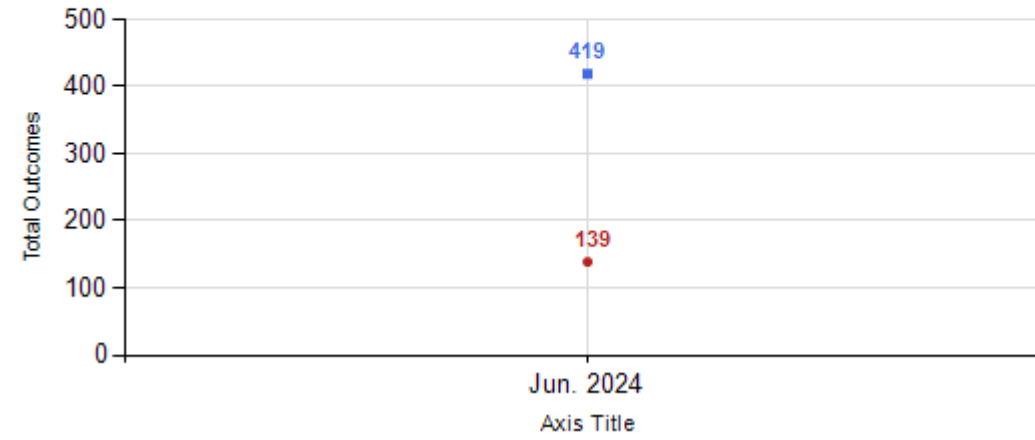
— Live Release Rate — Other Outcome Rate



Feline Live Release vs Other Outcome (Month to Month Comparison) Percentage

6/1/2023 – 6/30/2024

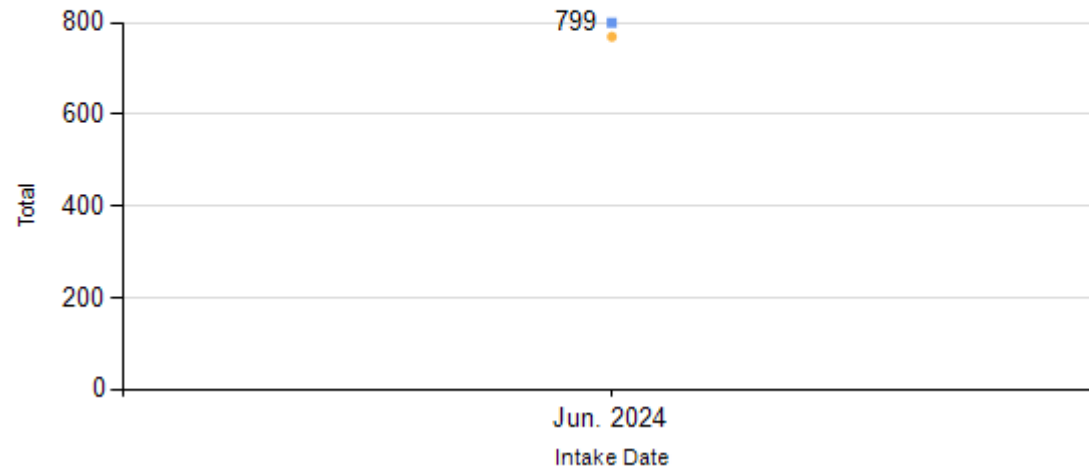
— Live Release Rate — Other Outcome Rate



Total Intake & Outcome (Month to Month Comparison)

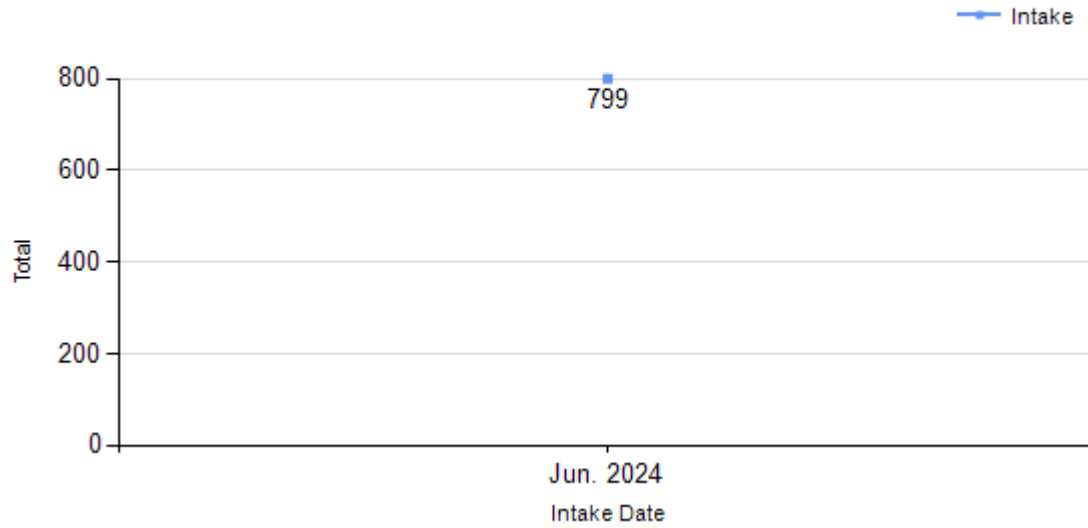
6/1/2023 – 6/30/2024

— Intake — Outcome

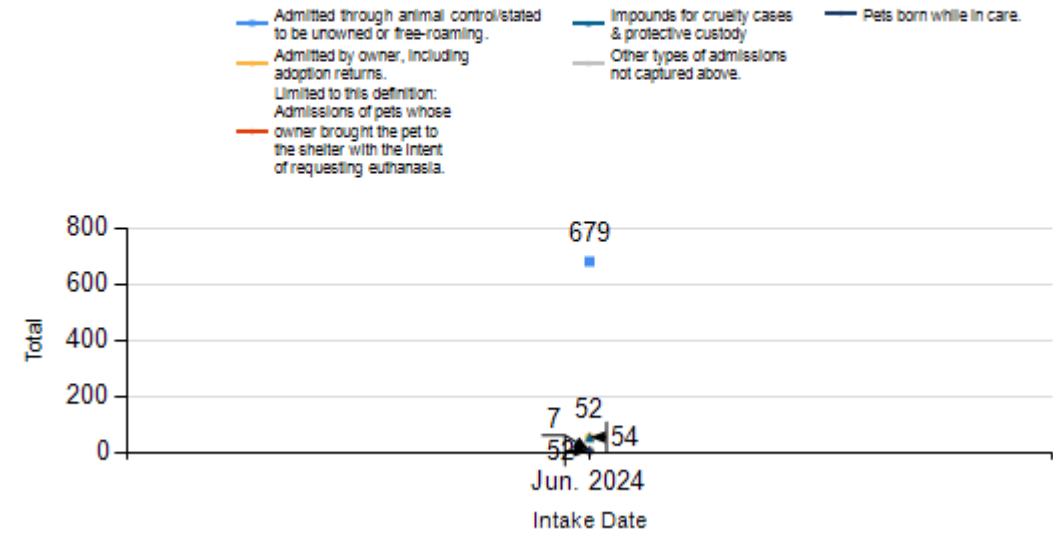


Intake Statistics Pivoted by Species (6/1/2024 - 6/30/2024)				Month to Month Comparison	
Species		Name	Total	Jun. 2024	
Canine	B	Stray/At Large	122	122	
	C	Relinquished by Owner	40	40	
	D	Owner Intended Euthanasia	1	1	
	E	Transferred in from Agency (Out of State)	0	0	
	E	Transferred in from Agency (In State)	0	0	
	F	Cruelty/Confiscate (Other Intakes)	45	45	
	F	Returns (Other Intakes)	3	3	
	F	Born in the Shelter (Other Intakes)	7	7	
			Canine Live Intake	218	218
Feline	B	Stray/At Large	557	557	
	C	Relinquished by Owner	12	12	
	D	Owner Intended Euthanasia	1	1	
	E	Transferred in from Agency (In State)	0	0	
	E	Transferred in from Agency (Out of State)	0	0	
	F	Cruelty/Confiscate (Other Intakes)	9	9	
	F	Returns (Other Intakes)	2	2	
	F	Born in the Shelter (Other Intakes)	0	0	
			Feline Live Intake	581	581
	B	Stray/At Large	679	679	
	C	Relinquished by Owner	52	52	
	D	Owner Intended Euthanasia	2	2	
	E	Transferred in from Agency (In State)	0	0	
	E	Transferred in from Agency (Out of State)	0	0	
	F	Cruelty/Confiscate (Other Intakes)	54	54	
	F	Returns (Other Intakes)	5	5	
	F	Born in the Shelter (Other Intakes)	7	7	
	G	Total Live Intake	799	799	

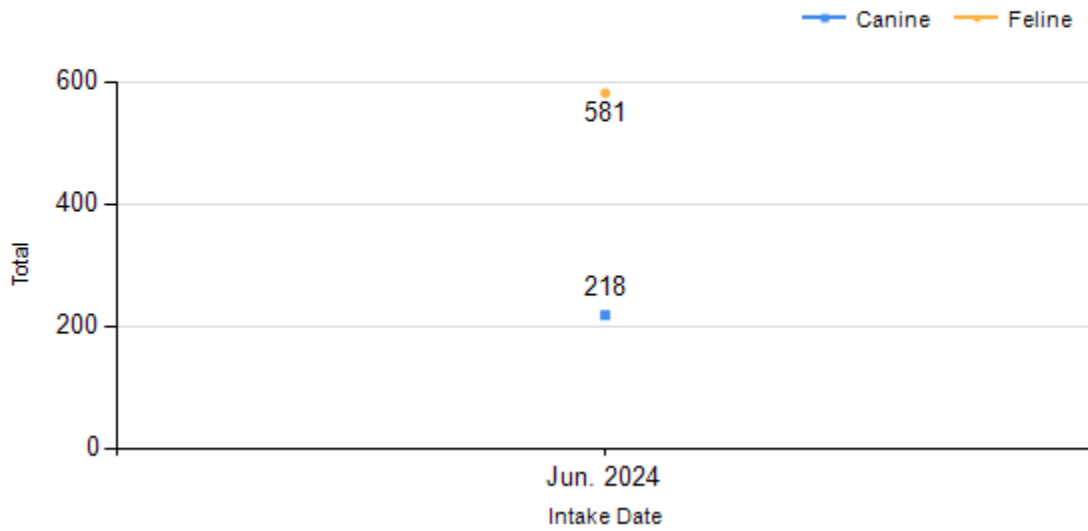
Total Intake (Month to Month Comparison)
6/1/2024 - 6/30/2024



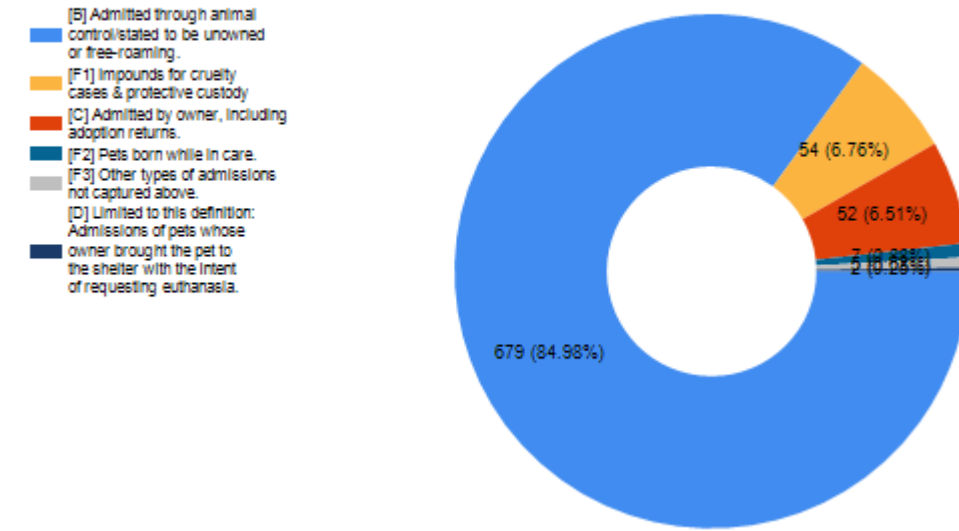
Total Intake (Month to Month Comparison)
6/1/2024 - 6/30/2024 by Intake Type



Total Intake (Month to Month Comparison)
6/1/2024 - 6/30/2024 by Species



Total Intake (Month to Month Comparison)
6/1/2024 - 6/30/2024 by Intake Type

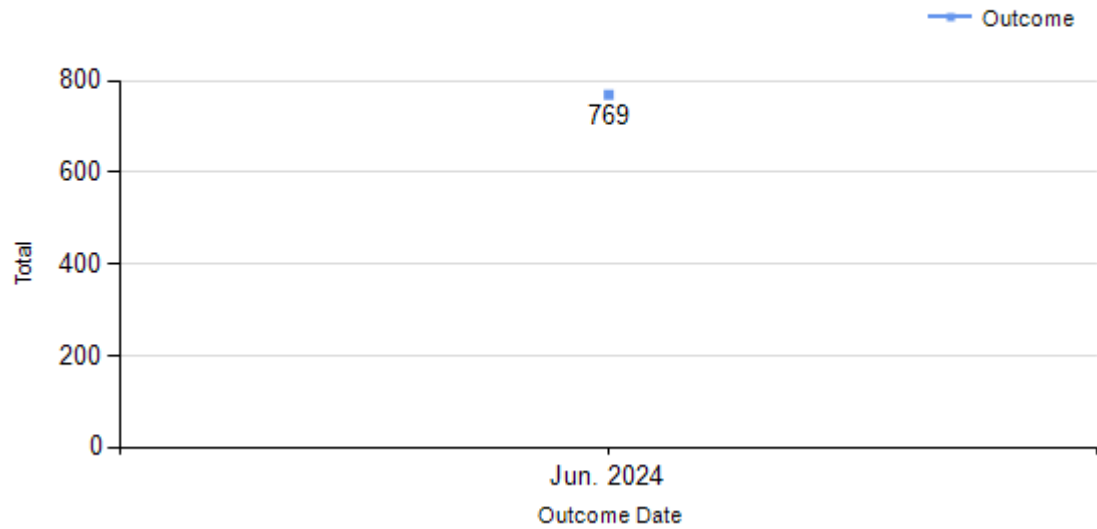


**Outcome Statistics Pivoted by Species
(6/1/2024 - 6/30/2024)**

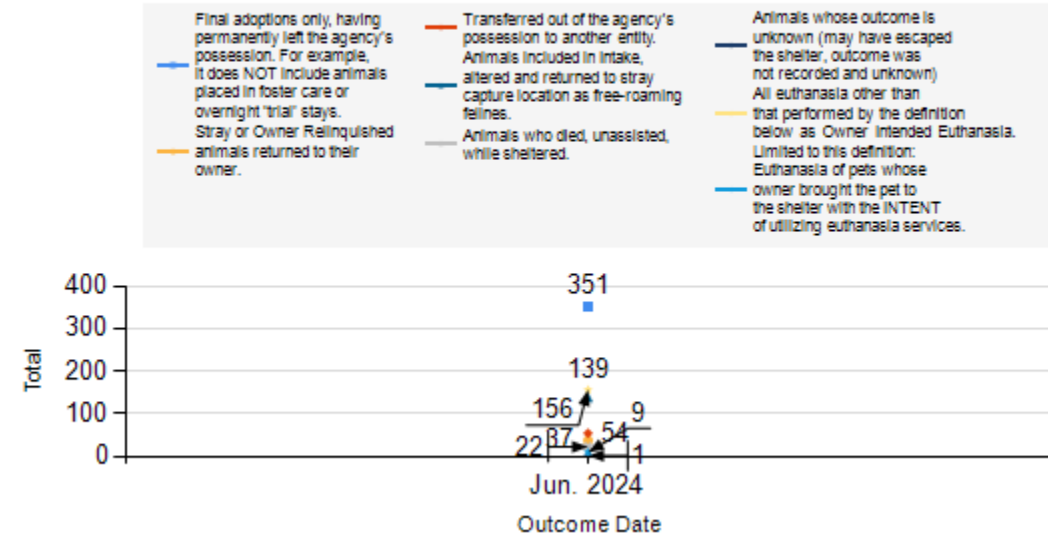
**Month to
Month
Comparison**

Species		Name	Total	Jun. 2024
Canine	H	Adoption	85	85
	I	Return to Owner	28	28
	J	Transferred to Another Agency	49	49
	K	Return to Field	0	0
	L	Other Live Outcomes	0	0
	M	Subtotal: Live Outcomes	162	162
	N	Died in Care	1	1
	O	Lost in Care	1	1
	P	Shelter Euthanasia	38	38
	Q	Owner Intended Euthanasia	6	6
	R	Subtotal: Other Outcomes	46	46
	Canine Total Outcome			208
Feline	H	Adoption	266	266
	I	Return to Owner	9	9
	J	Transferred to Another Agency	5	5
	K	Return to Field	139	139
	L	Other Live Outcomes	0	0
	M	Subtotal: Live Outcomes	419	419
	N	Died in Care	21	21
	O	Lost in Care	0	0
	P	Shelter Euthanasia	118	118
	Q	Owner Intended Euthanasia	3	3
	R	Subtotal: Other Outcomes	142	142
	Feline Total Outcome			561
	H	Adoption	351	351
	I	Return to Owner	37	37
	J	Transferred to Another Agency	54	54
	K	Return to Field	139	139
	L	Other Live Outcomes	0	0
	N	Died in Care	22	22
	O	Lost in Care	1	1
	P	Shelter Euthanasia	156	156
	Q	Owner Intended Euthanasia	9	9
	S	Total Outcome	769	769

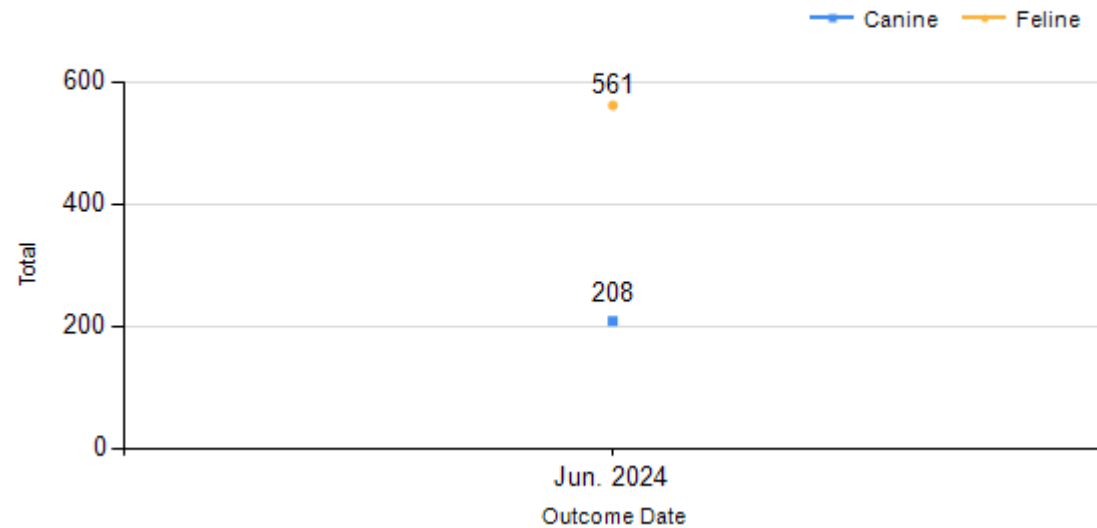
Total Outcome (Month to Month Comparison)
6/1/2024 - 6/30/2024



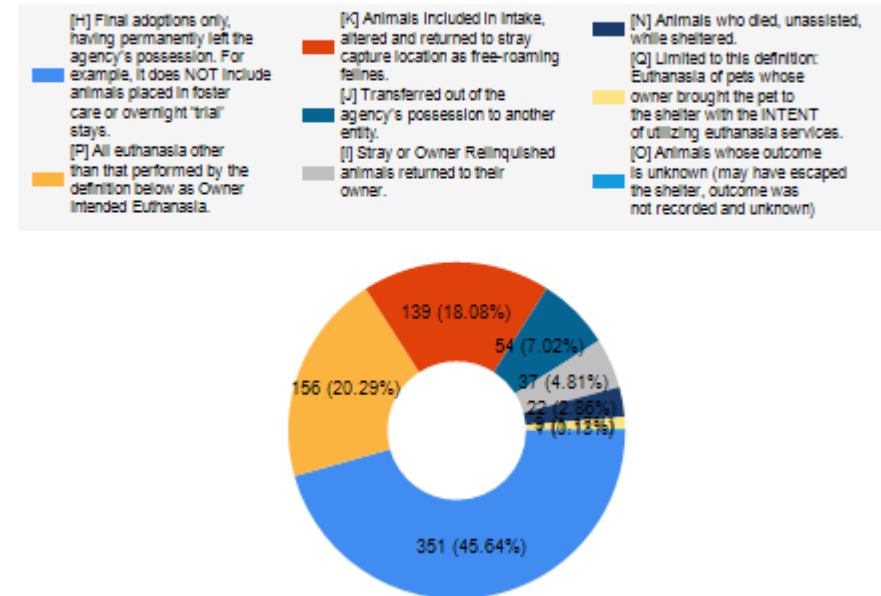
Total Outcome (Month to Month Comparison)
6/1/2024 - 6/30/2024 by Intake Type



Total Outcome (Month to Month Comparison)
6/1/2024 - 6/30/2024 by Species



Total Outcome (Month to Month Comparison)
6/1/2024 - 6/30/2024 by Outcome Type



	TOTAL			Canine			Feline		
	Live Release	Live Release (%)	Change (%)	Live Release	Live Release (%)	Change (%)	Live Release	Live Release (%)	Change (%)
Jun. 2024	581	76.45%	NaN	162	80.20%	NaN	419	75.09%	NaN
6/1/2024 - 6/30/2024	769	76.45%							

Formula:
 $M / (S \text{ subtract } Q)$
 $581 / (769 \text{ subtract } 9) = 76.45\%$