

Intake & Outcome Statistics
(5/1/2024 - 5/31/2024)
Pivoted by Intake & Outcome

**Month to
Month
Comparison**

		Canine	Feline	Total	May. 2024
LIVE INTAKE					
B	Stray/At Large	119	636	755	755
C	Relinquished by Owner	21	13	34	34
D	Owner Intended Euthanasia	2	0	2	2
E	Transferred in from Agency (In State)	0	0	0	0
E	Transferred in from Agency (Out of State)	0	0	0	0
F	Cruelty/Confiscate (Other Intakes)	12	12	24	24
F	Born in the Shelter (Other Intakes)	0	4	4	4
F	Returns (Other Intakes)	5	2	7	7
G	Total Live Intake [B + C + D + E + F]	159	667	826	826

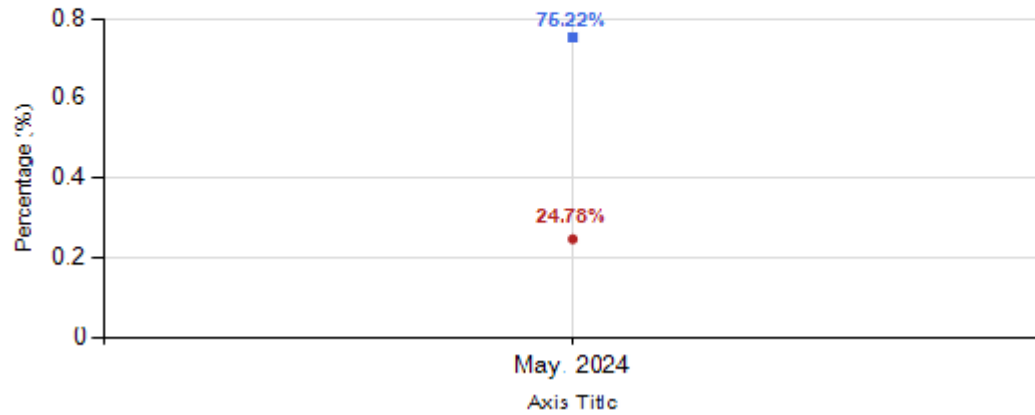
OUTCOMES					
H	Adoption	77	223	300	300
I	Return to Owner	17	5	22	22
J	Transferred to Another Agency	19	9	28	28
K	Return to Field	0	157	157	157
L	Other Live Outcomes	0	0	0	0
M	Subtotal: Live Outcomes [H + I + J + K + L]	113	394	507	507
N	Died in Care	0	23	23	23
O	Lost in Care	1	1	2	2
P	Shelter Euthanasia	45	97	142	142
Q	Owner Intended Euthanasia	11	1	12	12
R	Subtotal: Other Outcomes [N + O + P + Q]	57	122	179	179
S	Total Outcomes [M + R]	170	516	686	686
Asilomar "Lite" Live Release Rate:		71.07%	76.50%	75.22%	75.22%
Canine Asilomar "Lite" Live Release Rate				71.07%	71.07%
Feline Asilomar "Lite" Live Release Rate				76.50%	76.50%

Formula:
M / (S subtract Q)
507 / (686 subtract 12) = 75.22%

Live Release vs Other Outcome (Month to Month Comparison) Percentage

5/1/2024 – 5/31/2024

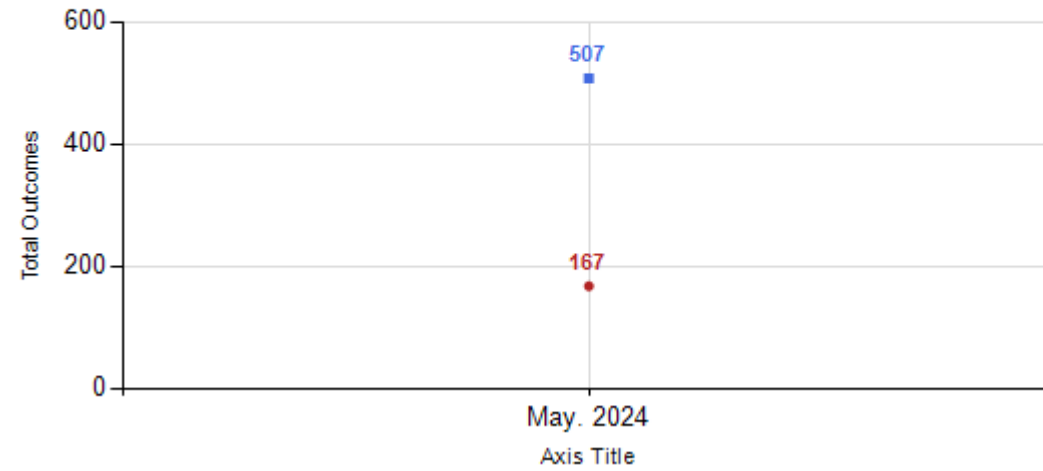
— Live Release Rate — Other Outcome Rate



Live Release vs Other Outcome (Month to Month Comparison) Total

5/1/2024 – 5/31/2024

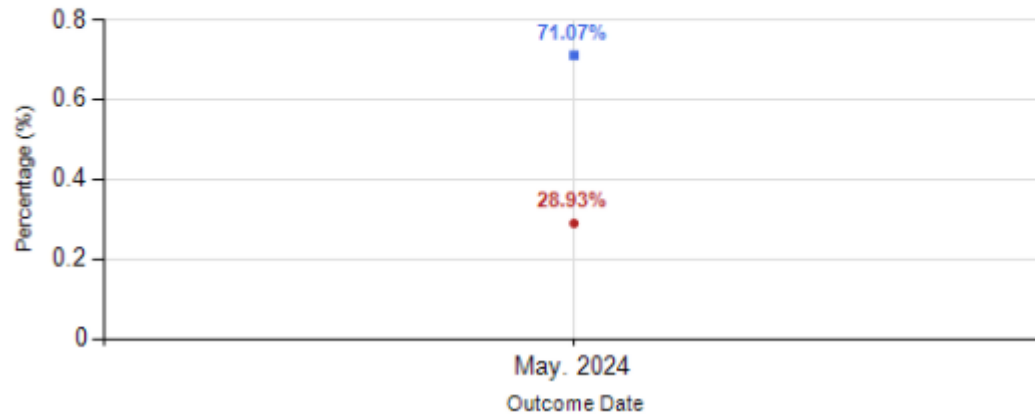
— Live Release Rate — Other Outcome Rate



Canine Live Release vs Other Outcome (Month to Month Comparison) Percentage

5/1/2024 – 5/31/2024

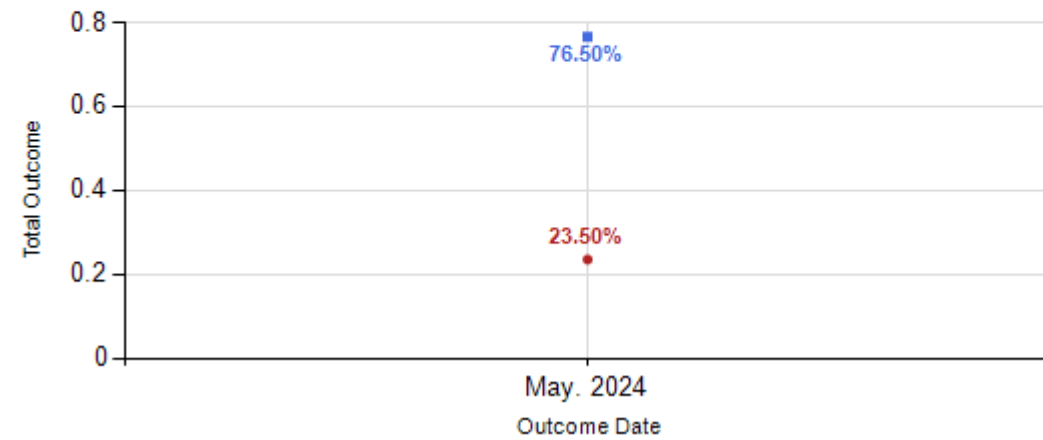
— Live Release Rate — Other Outcome Rate



Feline Live Release vs Other Outcome (Month to Month Comparison) Percentage

5/1/2024 – 5/31/2024

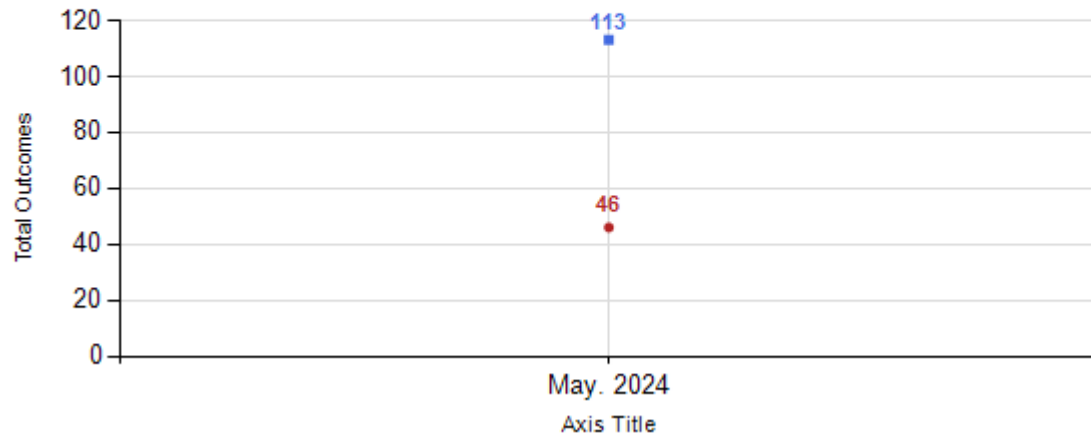
— Live Release Rate — Other Outcome Rate



Canine Live Release vs Other Outcome (Month to Month Comparison) Percentage

5/1/2024 – 5/31/2024

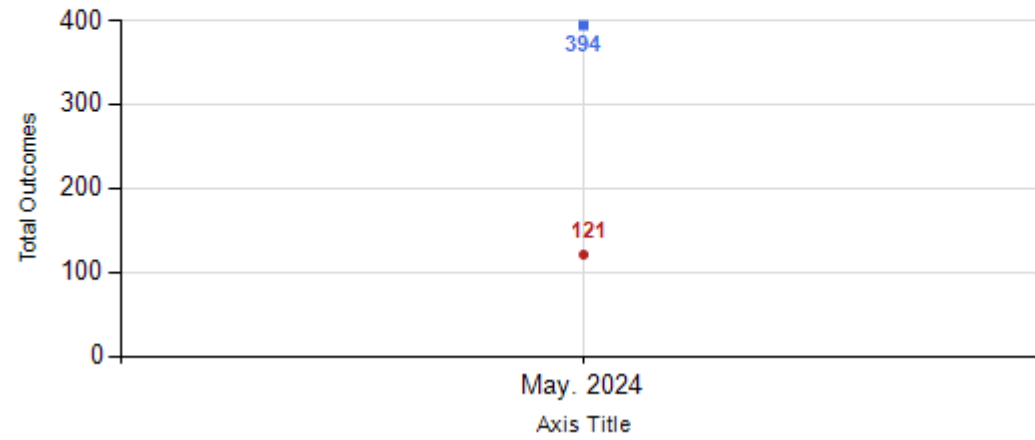
Live Release Rate Other Outcome Rate



Feline Live Release vs Other Outcome (Month to Month Comparison) Percentage

5/1/2024 – 5/31/2024

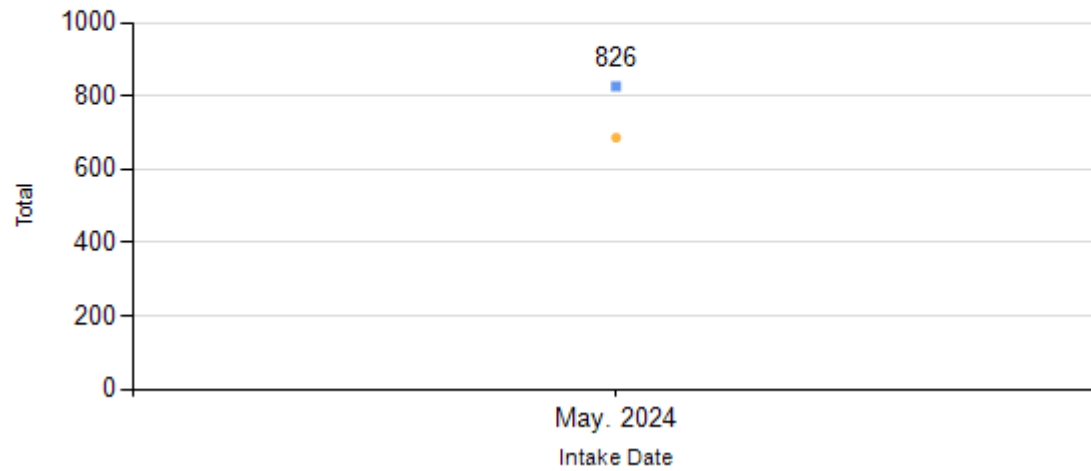
Live Release Rate Other Outcome Rate



Total Intake & Outcome (Month to Month Comparison)

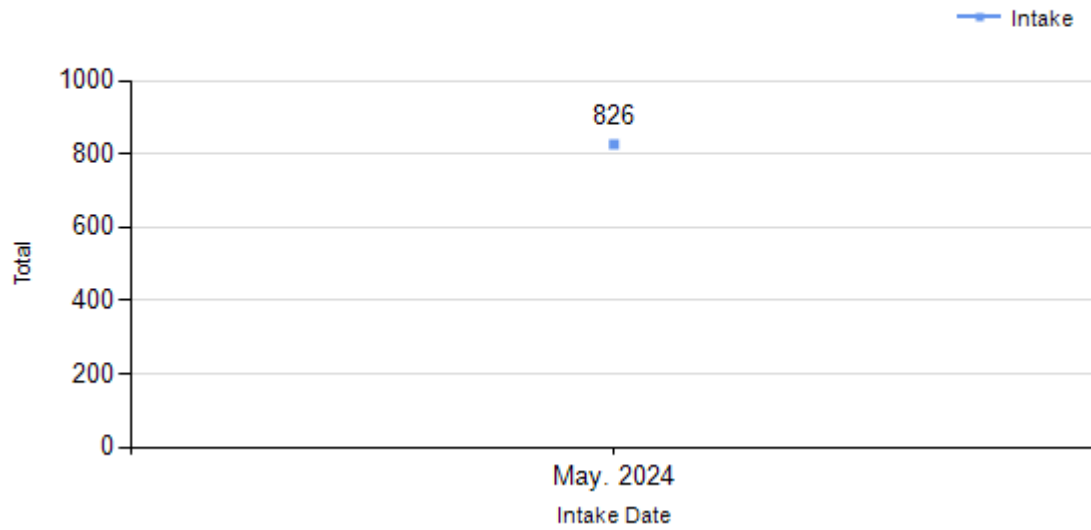
5/1/2024 – 5/31/2024

Intake Outcome

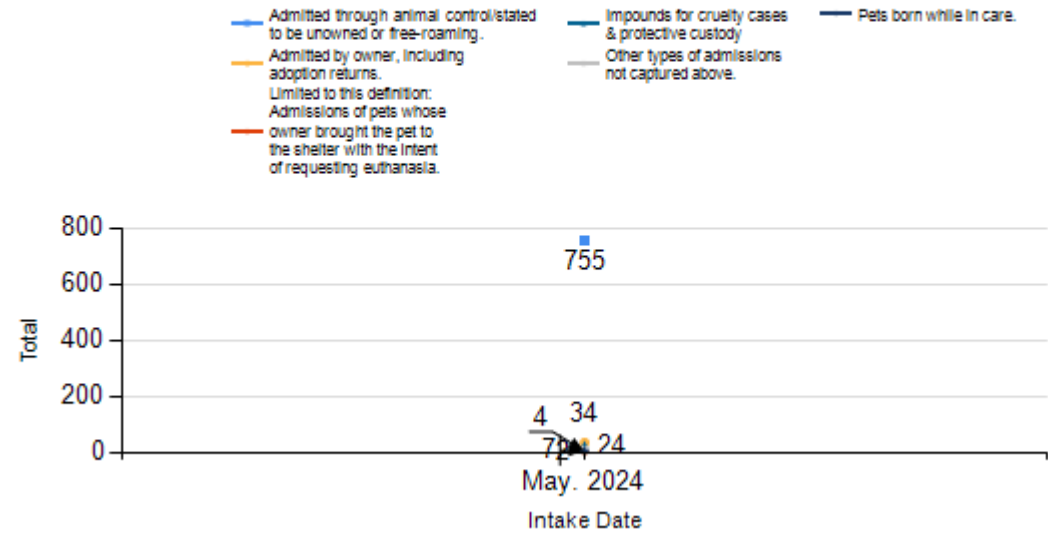


Intake Statistics Pivoted by Species (5/1/2024 - 5/31/2024)				Month to Month Comparison	
Species		Name	Total	May. 2024	
Canine	B	Stray/At Large	119	119	
	C	Relinquished by Owner	21	21	
	D	Owner Intended Euthanasia	2	2	
	E	Transferred in from Agency (Out of State)	0	0	
	E	Transferred in from Agency (In State)	0	0	
	F	Cruelty/Confiscate (Other Intakes)	12	12	
	F	Returns (Other Intakes)	5	5	
	F	Born in the Shelter (Other Intakes)	0	0	
			Canine Live Intake	159	159
Feline	B	Stray/At Large	636	636	
	C	Relinquished by Owner	13	13	
	D	Owner Intended Euthanasia	0	0	
	E	Transferred in from Agency (In State)	0	0	
	E	Transferred in from Agency (Out of State)	0	0	
	F	Returns (Other Intakes)	2	2	
	F	Cruelty/Confiscate (Other Intakes)	12	12	
	F	Born in the Shelter (Other Intakes)	4	4	
			Feline Live Intake	667	667
	B	Stray/At Large	755	755	
	C	Relinquished by Owner	34	34	
	D	Owner Intended Euthanasia	2	2	
	E	Transferred in from Agency (In State)	0	0	
	E	Transferred in from Agency (Out of State)	0	0	
	F	Cruelty/Confiscate (Other Intakes)	24	24	
	F	Returns (Other Intakes)	7	7	
	F	Born in the Shelter (Other Intakes)	4	4	
	G	Total Live Intake	826	826	

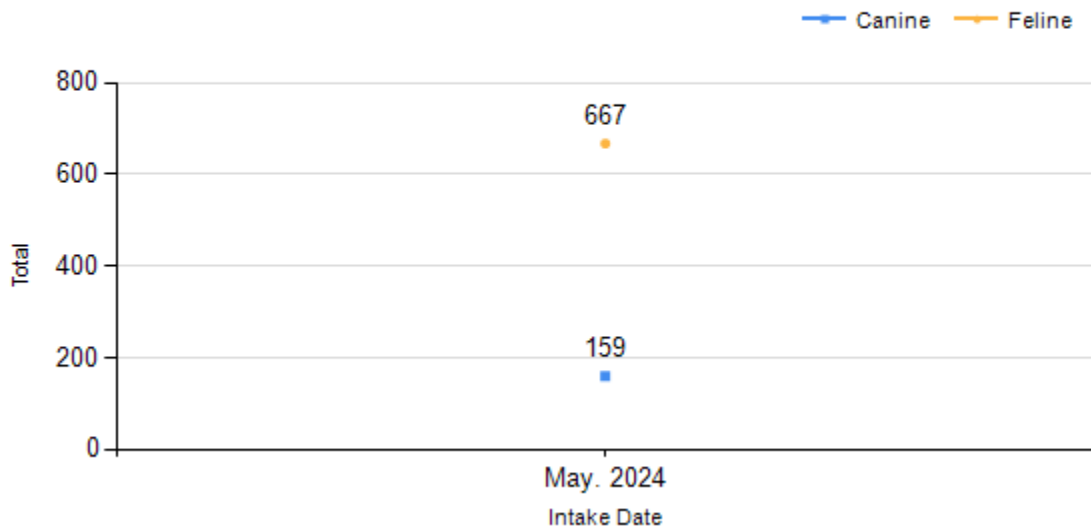
Total Intake (Month to Month Comparison)
5/1/2024 - 5/31/2024



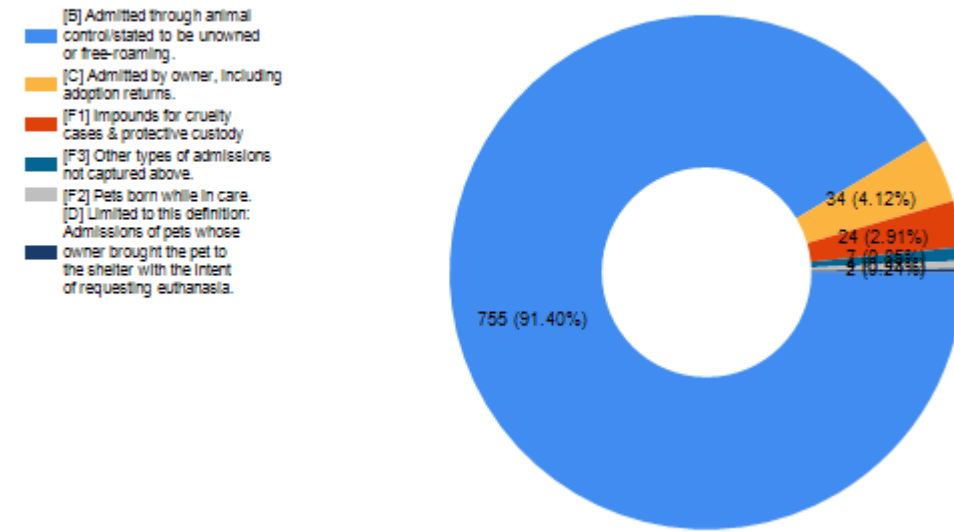
Total Intake (Month to Month Comparison)
5/1/2024 - 5/31/2024 by Intake Type



Total Intake (Month to Month Comparison)
5/1/2024 - 5/31/2024 by Species



Total Intake (Month to Month Comparison)
5/1/2024 - 5/31/2024 by Intake Type

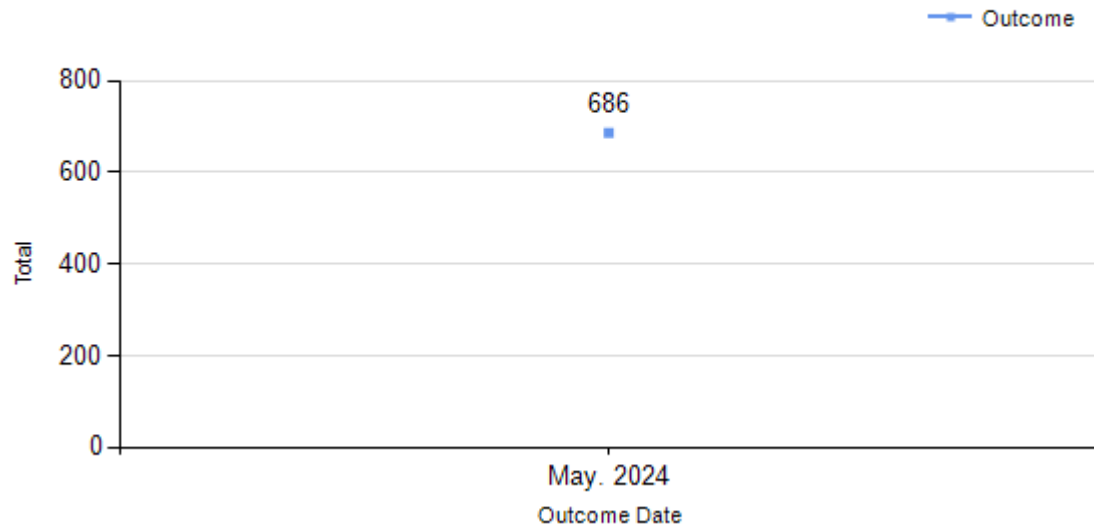


**Outcome Statistics Pivoted by Species
(5/1/2024 - 5/31/2024)**

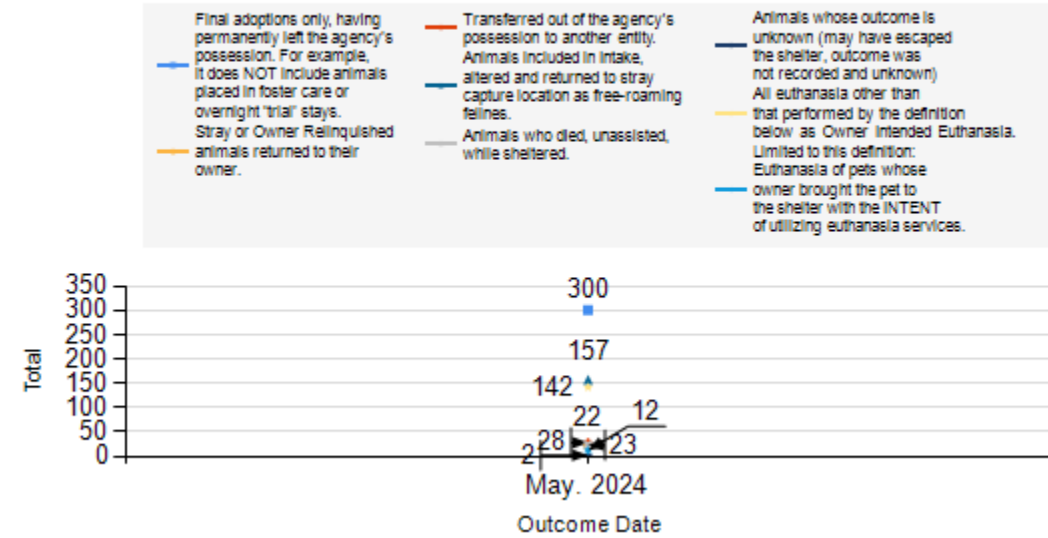
**Month to
Month
Comparison**

Species		Name	Total	May. 2024
Canine	H	Adoption	77	77
	I	Return to Owner	17	17
	J	Transferred to Another Agency	19	19
	K	Return to Field	0	0
	L	Other Live Outcomes	0	0
	M	Subtotal: Live Outcomes	113	113
	N	Died in Care	0	0
	O	Lost in Care	1	1
	P	Shelter Euthanasia	45	45
	Q	Owner Intended Euthanasia	11	11
	R	Subtotal: Other Outcomes	57	57
	Canine Total Outcome			170
Feline	H	Adoption	223	223
	I	Return to Owner	5	5
	J	Transferred to Another Agency	9	9
	K	Return to Field	157	157
	L	Other Live Outcomes	0	0
	M	Subtotal: Live Outcomes	394	394
	N	Died in Care	23	23
	O	Lost in Care	1	1
	P	Shelter Euthanasia	97	97
	Q	Owner Intended Euthanasia	1	1
	R	Subtotal: Other Outcomes	122	122
	Feline Total Outcome			516
	H	Adoption	300	300
	I	Return to Owner	22	22
	J	Transferred to Another Agency	28	28
	K	Return to Field	157	157
	L	Other Live Outcomes	0	0
	N	Died in Care	23	23
	O	Lost in Care	2	2
	P	Shelter Euthanasia	142	142
	Q	Owner Intended Euthanasia	12	12
	S	Total Outcome	686	686

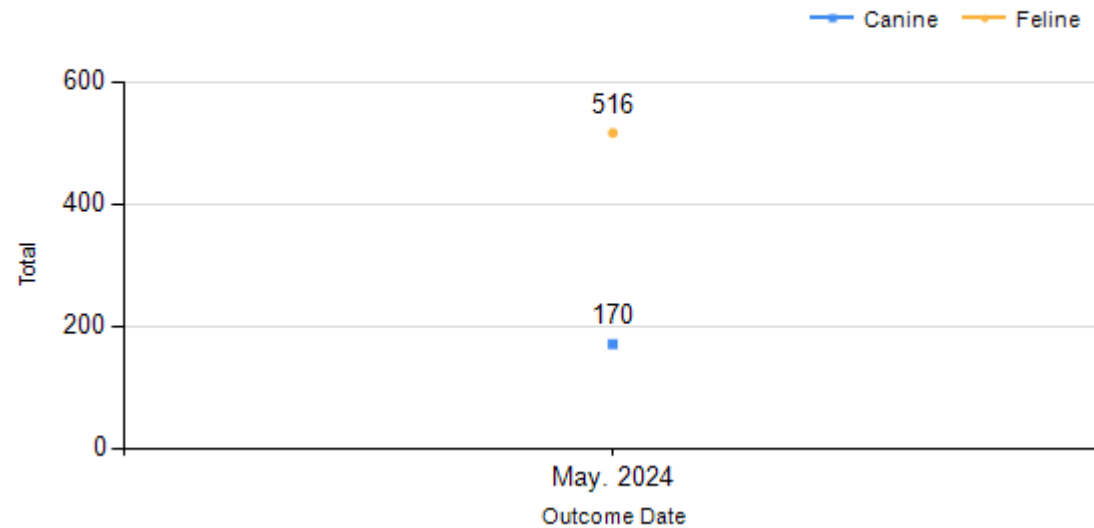
Total Outcome (Month to Month Comparison)
5/1/2024 - 5/31/2024



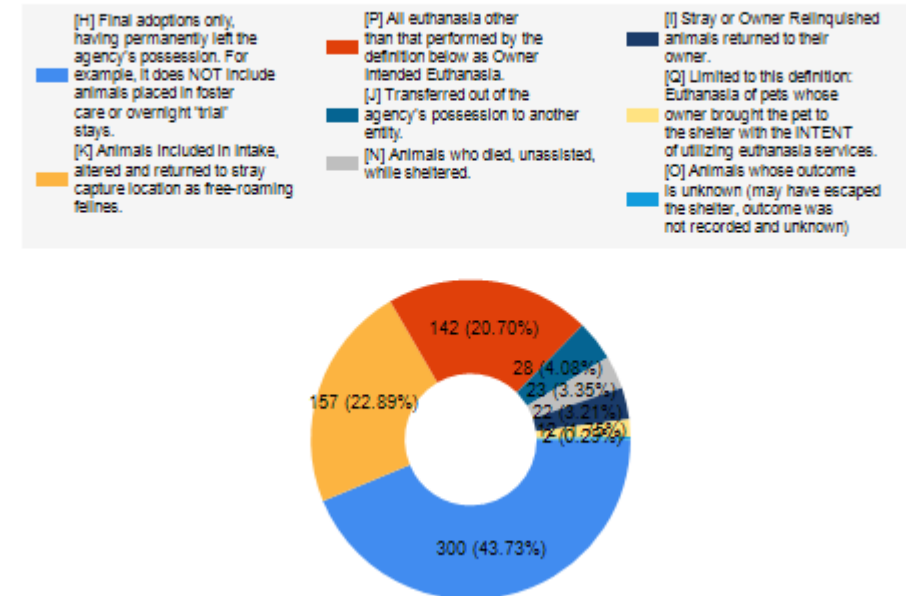
Total Outcome (Month to Month Comparison)
5/1/2024 - 5/31/2024 by Intake Type



Total Outcome (Month to Month Comparison)
5/1/2024 - 5/31/2024 by Species



Total Outcome (Month to Month Comparison)
5/1/2024 - 5/31/2024 by Outcome Type



	TOTAL			Canine			Feline		
	Live Release	Live Release (%)	Change (%)	Live Release	Live Release (%)	Change (%)	Live Release	Live Release (%)	Change (%)
May. 2024	507	75.22%	NaN	113	71.07%	NaN	394	76.50%	NaN
5/1/2024 - 5/31/2024	686	75.22%							

Formula:
 $M / (S \text{ subtract } Q) = 75.22\%$
 $507 / (686 \text{ subtract } 12) = 75.22\%$