

Intake & Outcome Statistics
(8/1/2022 - 8/31/2022)
Pivoted by Intake & Outcome

**Month to
Month
Comparison**

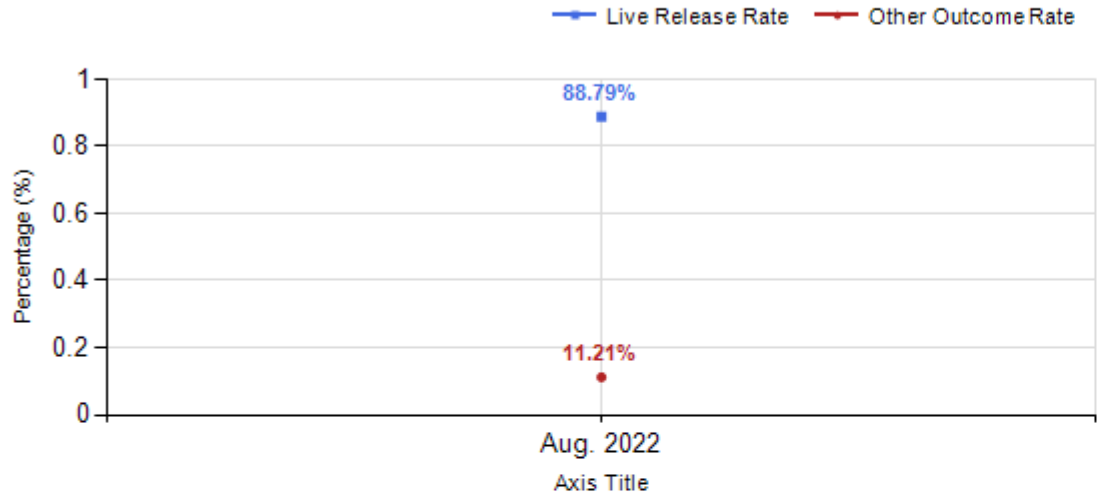
		Canine	Feline	Total	Aug. 2022
LIVE INTAKE					
B	Stray/At Large	147	546	693	693
C	Relinquished by Owner	24	18	42	42
D	Owner Intended Euthanasia	7	5	12	12
E	Transferred in from Agency (In State)	2	0	2	2
E	Transferred in from Agency (Out of State)	0	0	0	0
F	Cruelty/Confiscate (Other Intakes)	33	11	44	44
F	Born in the Shelter (Other Intakes)	0	0	0	0
F	Returns (Other Intakes)	5	8	13	13
G	Total Live Intake [B + C + D + E + F]	218	588	806	806

OUTCOMES					
H	Adoption	97	309	406	406
I	Return to Owner	31	8	39	39
J	Transferred to Another Agency	20	103	123	123
K	Return to Field	0	161	161	161
L	Other Live Outcomes	0	0	0	0
M	Subtotal: Live Outcomes [H + I + J + K + L]	148	581	729	729
N	Died in Care	2	15	17	17
O	Lost in Care	0	0	0	0
P	Shelter Euthanasia	29	46	75	75
Q	Owner Intended Euthanasia	11	7	18	18
R	Subtotal: Other Outcomes [N + O + P + Q]	42	68	110	110
S	Total Outcomes [M + R]	190	649	839	839
Asilomar "Lite" Live Release Rate:					
		82.68%	90.50%	88.79%	88.79%
	Canine Asilomar "Lite" Live Release Rate			82.68%	82.68%
	Feline Asilomar "Lite" Live Release Rate			90.50%	90.50%

Formula:
M / (S subtract Q)
729 / (839 subtract 18) = 88.79%

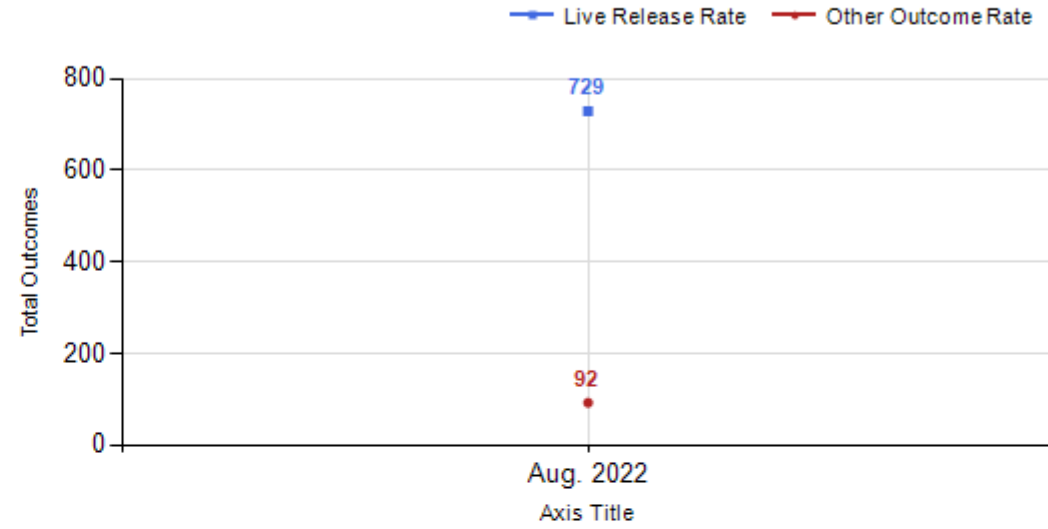
Live Release Rate vs Other Outcome (Month to Month Comparison) Percentage

8/1/2022 - 8/31/2022



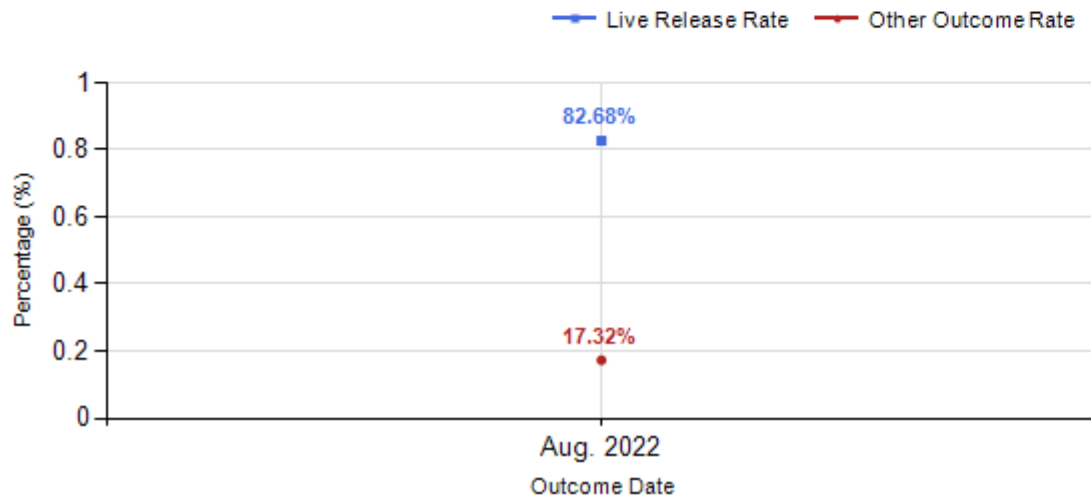
Live Release Rate vs Other Outcome (Month to Month Comparison) Total Percentage

8/1/2022 - 8/31/2022



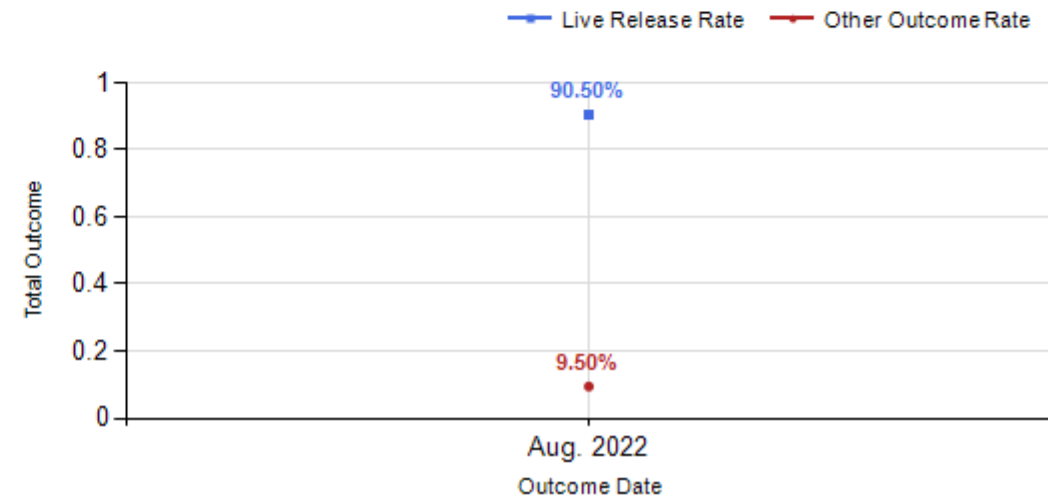
Canine Live Release Rate vs Other Outcome (Month to Month Comparison) Percentage

8/1/2022 - 8/31/2022



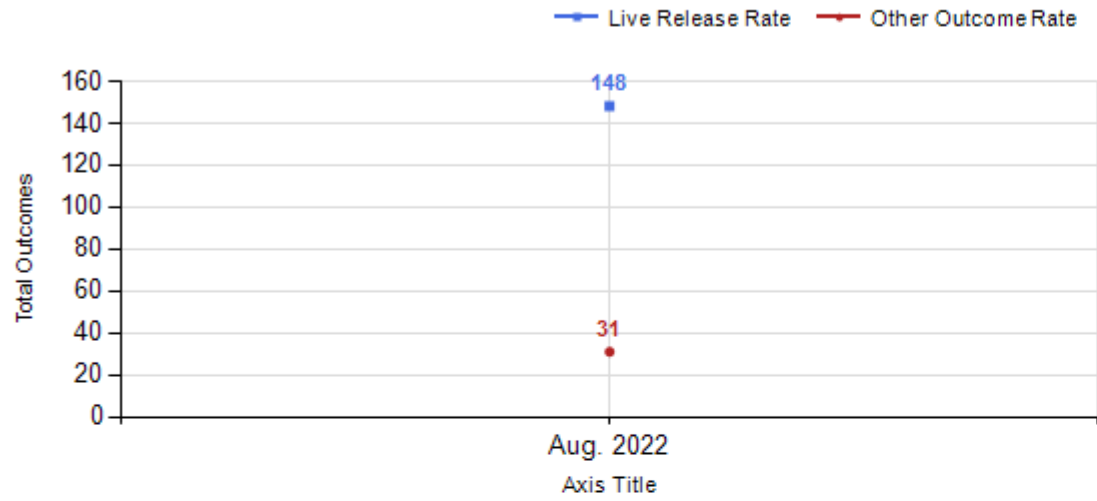
Feline Live Release Rate vs Other Outcome (Month to Month Comparison) Percentage

8/1/2022 - 8/31/2022



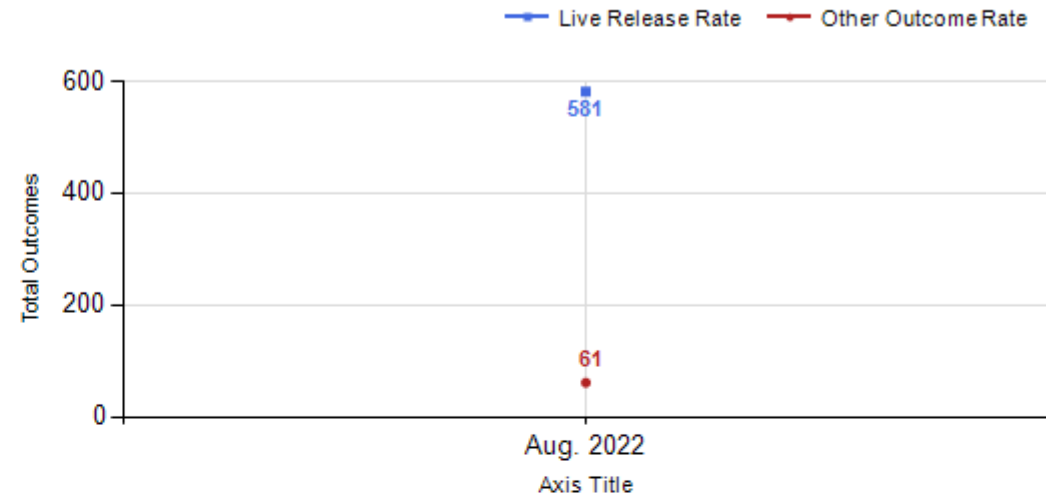
Canine Live Release vs Outcome (Month to Month Comparison) Percentage

8/1/2022 - 8/31/2022



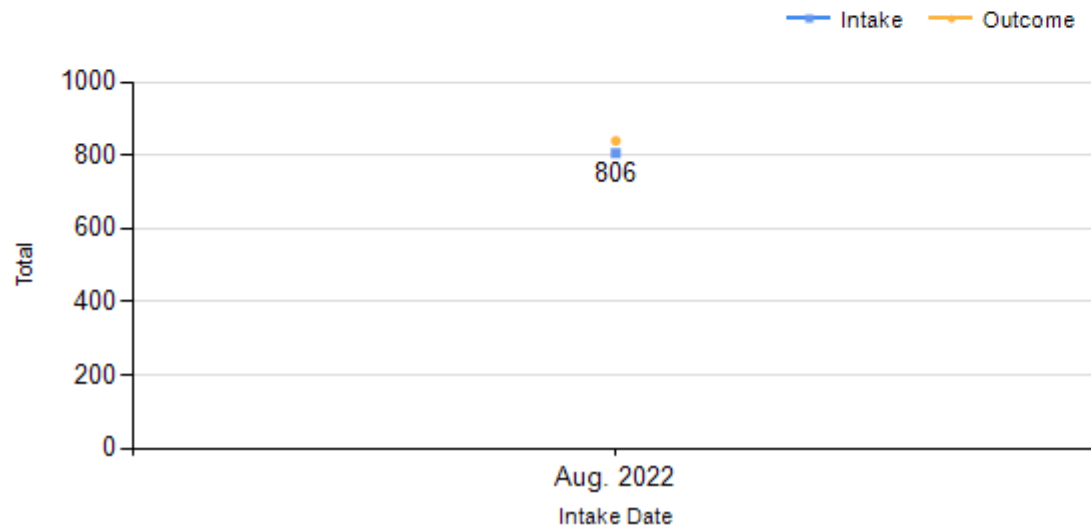
Feline Live Release vs Outcome (Month to Month Comparison) Percentage

8/1/2022 - 8/31/2022



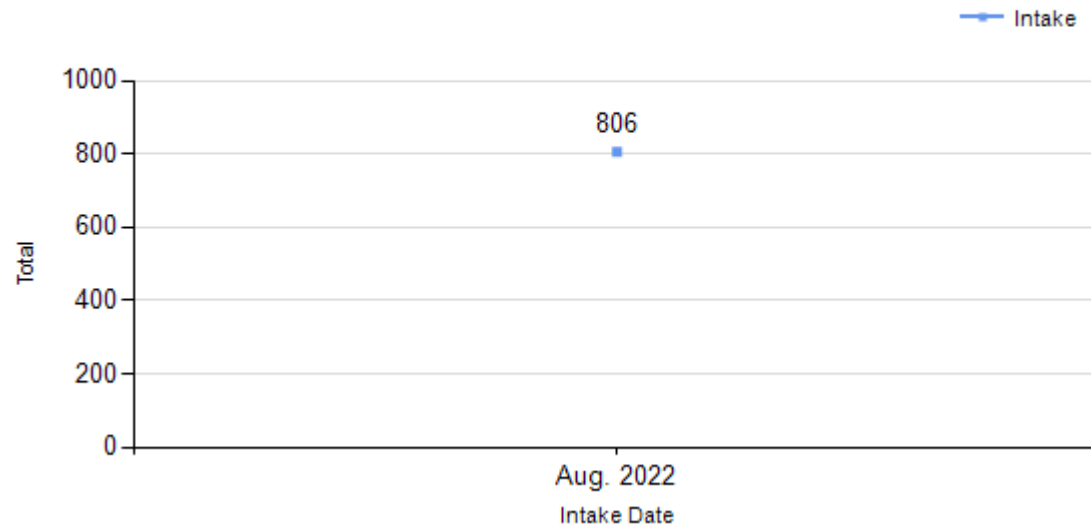
Total Intake & Outcome (Month to Month Comparison)

8/1/2022 - 8/31/2022

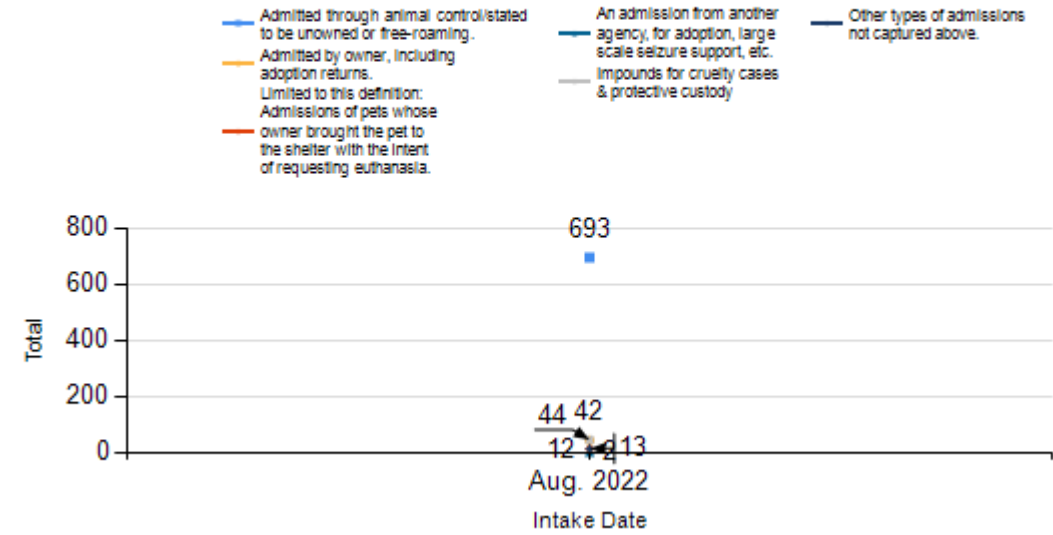


Intake Statistics Pivoted by Species (8/1/2022 - 8/31/2022)				Month to Month Comparison
Species		Name	Total	Aug. 2022
Canine	B	Stray/At Large	147	147
	C	Relinquished by Owner	24	24
	D	Owner Intended Euthanasia	7	7
	E	Transferred in from Agency (In State)	2	2
	E	Transferred in from Agency (Out of State)	0	0
	F	Cruelty/Confiscate (Other Intakes)	33	33
	F	Born in the Shelter (Other Intakes)	0	0
	F	Returns (Other Intakes)	5	5
			Canine Live Intake	218
Feline	B	Stray/At Large	546	546
	C	Relinquished by Owner	18	18
	D	Owner Intended Euthanasia	5	5
	E	Transferred in from Agency (In State)	0	0
	E	Transferred in from Agency (Out of State)	0	0
	F	Cruelty/Confiscate (Other Intakes)	11	11
	F	Born in the Shelter (Other Intakes)	0	0
	F	Returns (Other Intakes)	8	8
			Feline Live Intake	588
	B	Stray/At Large	693	693
	C	Relinquished by Owner	42	42
	D	Owner Intended Euthanasia	12	12
	E	Transferred in from Agency (In State)	2	2
	E	Transferred in from Agency (Out of State)	0	0
	F	Cruelty/Confiscate (Other Intakes)	44	44
	F	Born in the Shelter (Other Intakes)	0	0
	F	Returns (Other Intakes)	13	13
	G	Total Live Intake	806	806

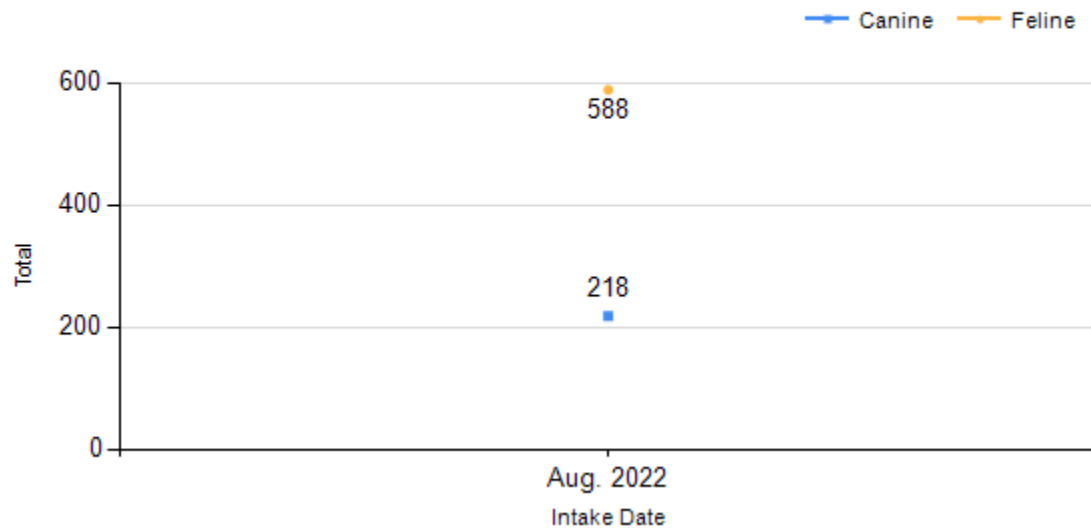
Total Intake (Month to Month Comparison)
8/1/2022 - 8/31/2022



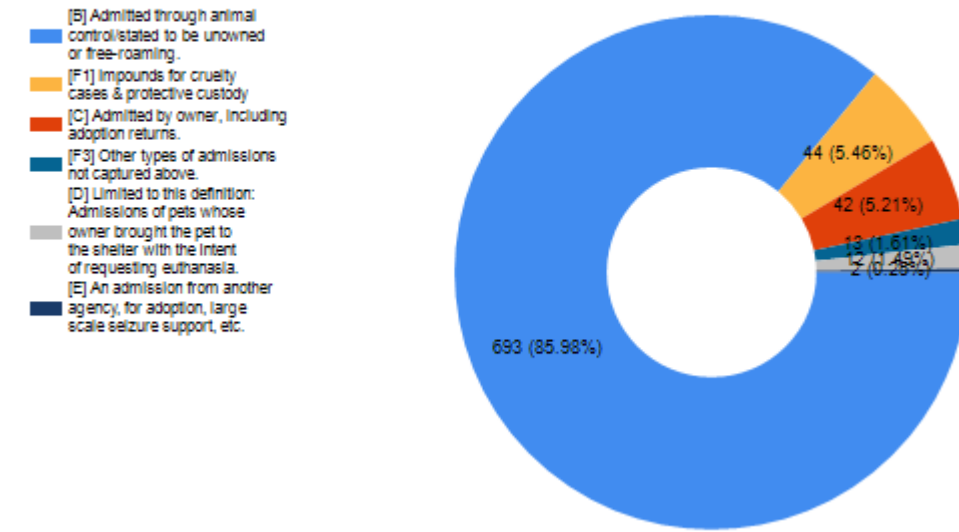
Total Intake (Month to Month Comparison)
8/1/2022 - 8/31/2022 by Intake Type



Total Intake (Month to Month Comparison)
8/1/2022 - 8/31/2022 by Species



Total Intake (Month to Month Comparison)
8/1/2022 - 8/31/2022 by Intake Type

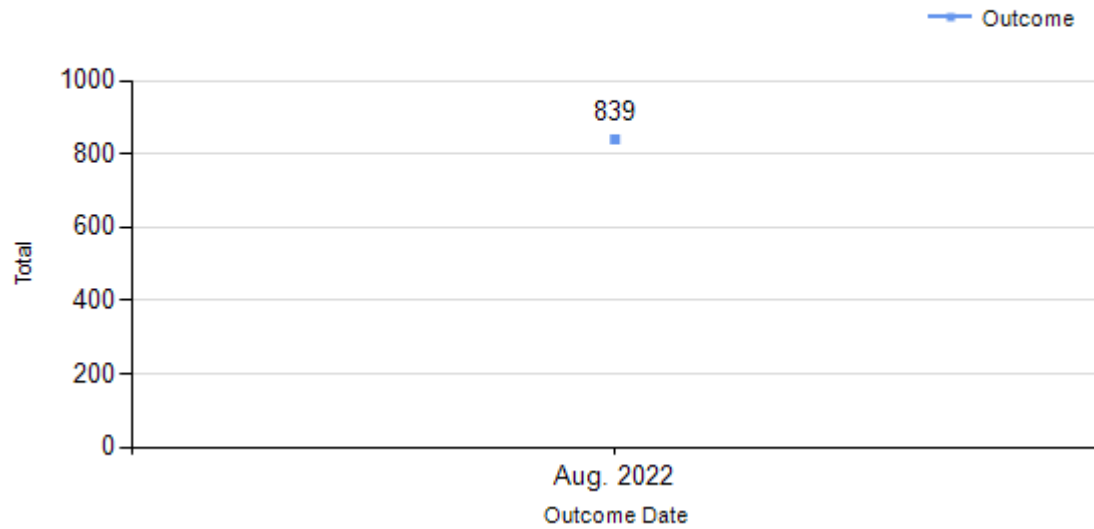


**Outcome Statistics Pivoted by Species
(8/1/2022 - 8/31/2022)**

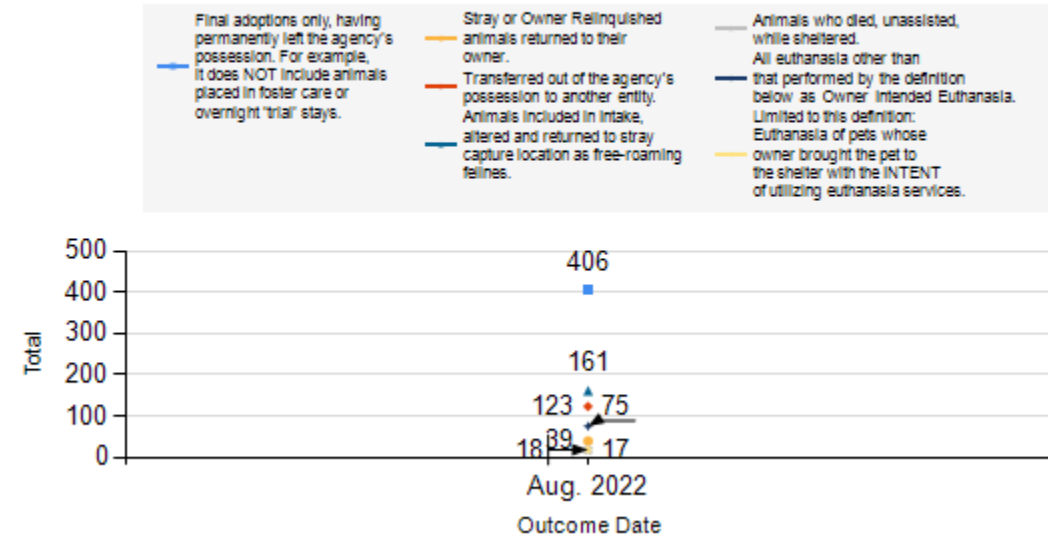
**Month to
Month
Comparison**

Species		Name	Total	Aug. 2022	
Canine	H	Adoption	97	97	
	I	Return to Owner	31	31	
	J	Transferred to Another Agency	20	20	
	K	Return to Field	0	0	
	L	Other Live Outcomes	0	0	
	M	Subtotal: Live Outcomes	148	148	
	N	Died in Care	2	2	
	O	Lost in Care	0	0	
	P	Shelter Euthanasia	29	29	
	Q	Owner Intended Euthanasia	11	11	
	R	Subtotal: Other Outcomes	42	42	
	Canine Total Outcome			190	190
	Feline	H	Adoption	309	309
I		Return to Owner	8	8	
J		Transferred to Another Agency	103	103	
K		Return to Field	161	161	
L		Other Live Outcomes	0	0	
M		Subtotal: Live Outcomes	581	581	
N		Died in Care	15	15	
O		Lost in Care	0	0	
P		Shelter Euthanasia	46	46	
Q		Owner Intended Euthanasia	7	7	
R		Subtotal: Other Outcomes	68	68	
Feline Total Outcome			649	649	
		H	Adoption	406	406
	I	Return to Owner	39	39	
	J	Transferred to Another Agency	123	123	
	K	Return to Field	161	161	
	L	Other Live Outcomes	0	0	
	N	Died in Care	17	17	
	O	Lost in Care	0	0	
	P	Shelter Euthanasia	75	75	
	Q	Owner Intended Euthanasia	18	18	
	S	Total Outcome	839	839	

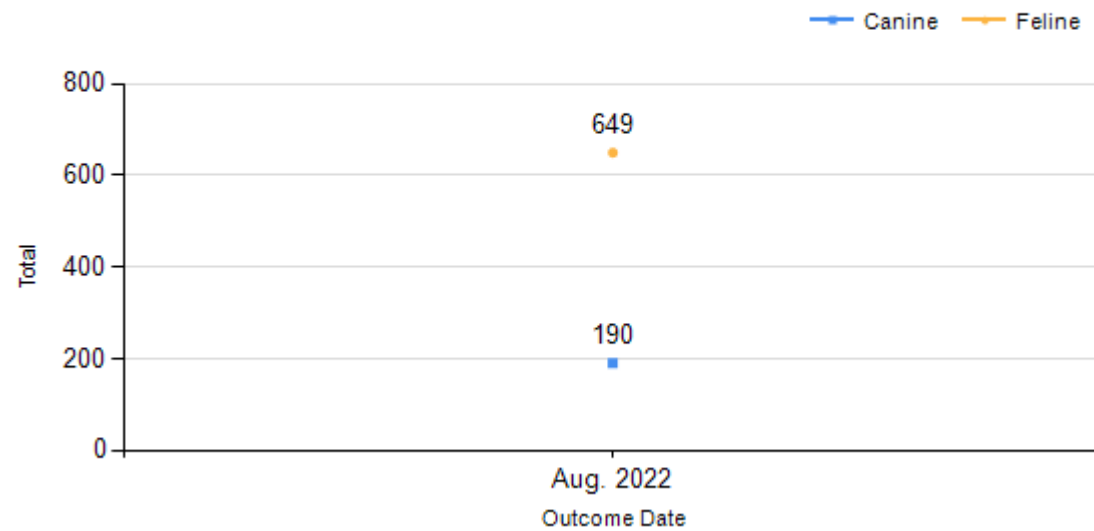
Total Outcome (Month to Month Comparison)
8/1/2022 - 8/31/2022



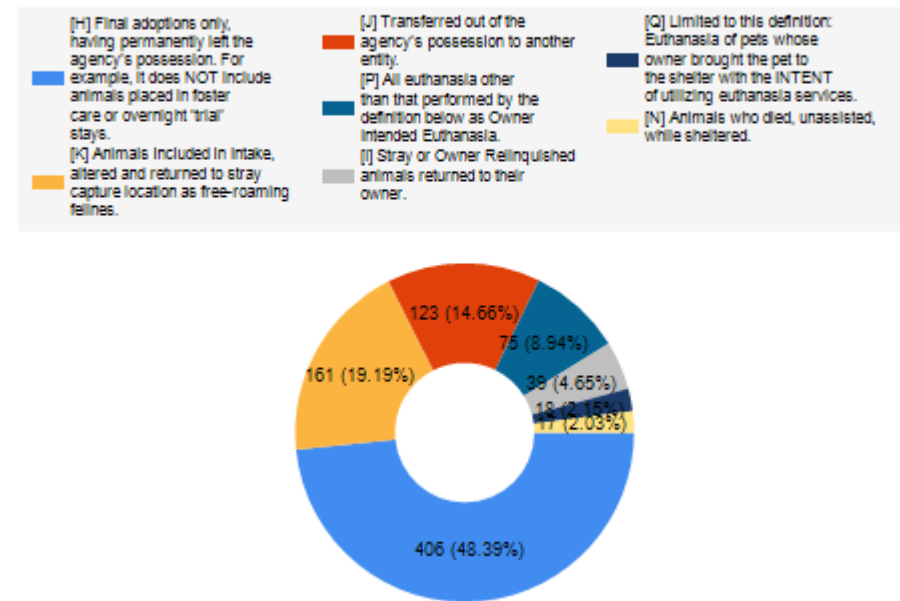
Total Outcome (Month to Month Comparison)
8/1/2022 - 8/31/2022 by Intake Type



Total Outcome (Month to Month Comparison)
8/1/2022 - 8/31/2022 by Species



Total Outcome (Month to Month Comparison)
8/1/2022 - 8/31/2022 by Outcome Type



	TOTAL			Canine			Feline		
	Live Release	Live Release (%)	Change (%)	Live Release	Live Release (%)	Change (%)	Live Release	Live Release (%)	Change (%)
Aug. 2022	729	88.79%	NaN	148	82.68%	NaN	581	90.50%	NaN

Formula:
 $M / (S \text{ subtract } Q)$
 $729 / (839 \text{ subtract } 18) = 88.79\%$