

**Intake & Outcome Statistics**  
 (10/1/2024 - 11/30/2024)  
 Pivoted by Intake & Outcome

**Month to Month Comparison**

		Canine	Feline	Total	Oct. 2024	Nov. 2024
<b>LIVE INTAKE</b>						
<b>B</b>	Stray/At Large	295	993	<b>1,288</b>	677	611
<b>C</b>	Relinquished by Owner	60	27	<b>87</b>	45	42
<b>D</b>	Owner Intended Euthanasia	0	0	<b>0</b>	0	0
<b>E</b>	Transferred in from Agency (In State)	1	0	<b>1</b>	0	1
<b>E</b>	Transferred in from Agency (Out of State)	0	0	<b>0</b>	0	0
<b>F</b>	Cruelty/Confiscate (Other Intakes)	29	11	<b>40</b>	11	29
<b>F</b>	Born in the Shelter (Other Intakes)	0	4	<b>4</b>	4	0
<b>F</b>	Returns (Other Intakes)	20	12	<b>32</b>	19	13
<b>G</b>	<b>Total Live Intake</b> [ B + C + D + E + F ]	405	1,047	<b>1,452</b>	756	696

<b>OUTCOMES</b>						
<b>H</b>	Adoption	198	402	<b>600</b>	298	302
<b>I</b>	Return to Owner	59	26	<b>85</b>	37	48
<b>J</b>	Transferred to Another Agency	91	7	<b>98</b>	41	57
<b>K</b>	Return to Field	0	368	<b>368</b>	191	177
<b>L</b>	Other Live Outcomes	0	0	<b>0</b>	0	0
<b>M</b>	<b>Subtotal: Live Outcomes</b> [ H + I + J + K + L ]	348	803	<b>1,151</b>	567	584
<b>N</b>	Died in Care	4	31	<b>35</b>	17	18
<b>O</b>	Lost in Care	0	1	<b>1</b>	0	1
<b>P</b>	Shelter Euthanasia	40	162	<b>202</b>	125	77
<b>Q</b>	Owner Intended Euthanasia	14	2	<b>16</b>	4	12
<b>R</b>	<b>Subtotal: Other Outcomes</b> [ N + O + P + Q ]	58	196	<b>254</b>	146	108
<b>S</b>	<b>Total Outcomes</b> [ M + R ]	406	999	<b>1,405</b>	713	692

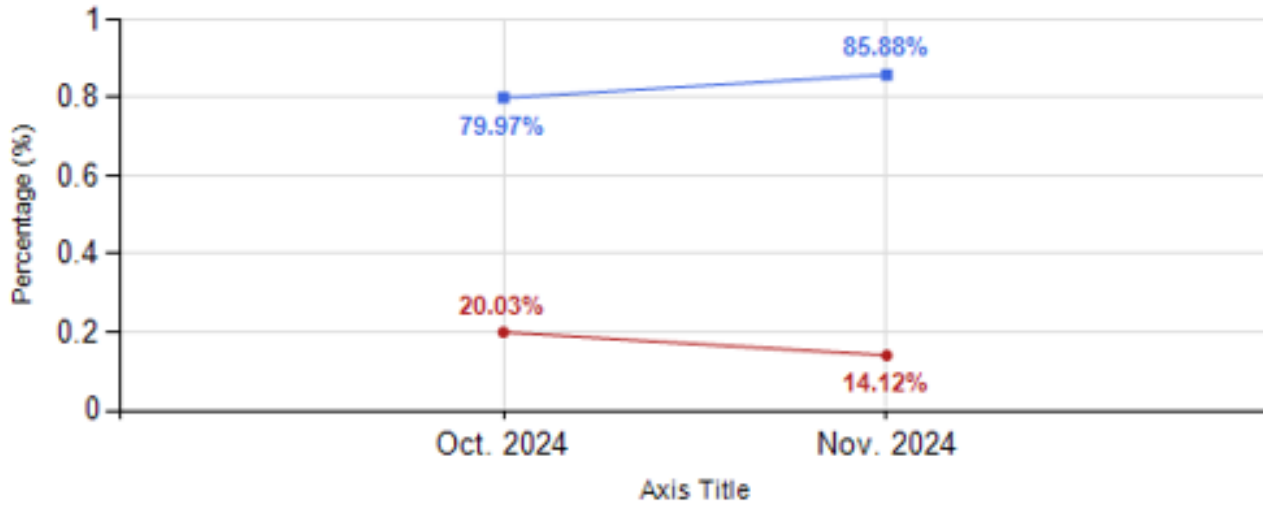
<b>Asilomar "Lite" Live Release Rate:</b>	88.78%	80.54%	<b>82.87%</b>	79.97%	85.88%
Canine Asilomar "Lite" Live Release Rate			88.78%	85.63%	91.28%
Feline Asilomar "Lite" Live Release Rate			80.54%	78.13%	83.33%

Formula:  
 $M / (S \text{ subtract } Q) = 1,151 / (1,405 \text{ subtract } 16) = 82.87\%$

### Live Release vs Other Outcome (Month to Month Comparison) Percentage

10/1/2024 – 11/30/2024

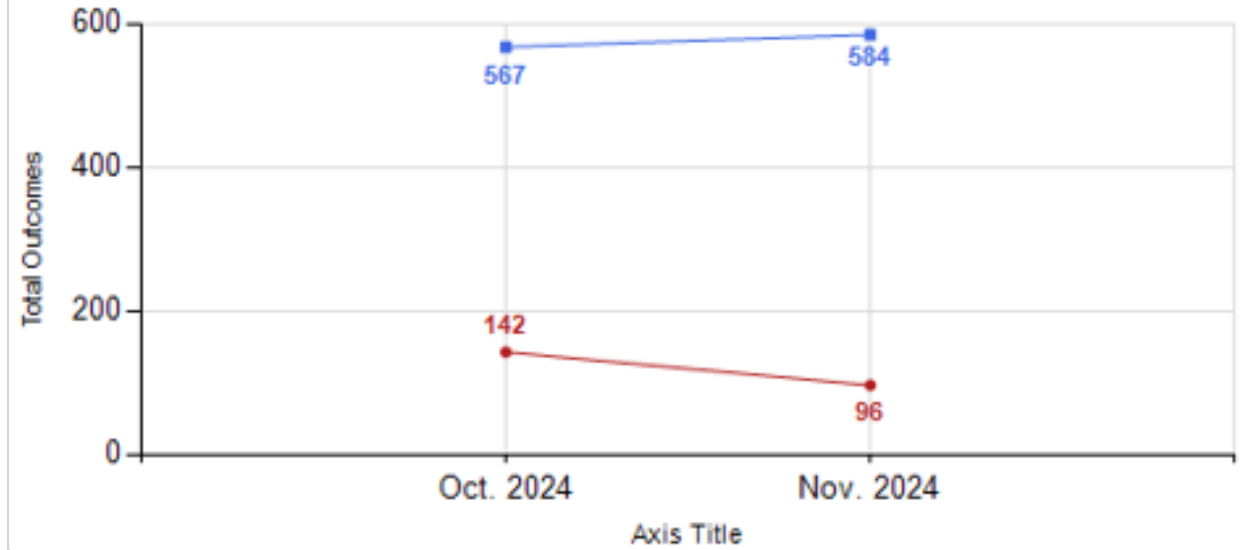
— Live Release Rate — Other Outcome Rate



### Live Release vs Other Outcome (Month to Month Comparison) Total

10/1/2024 – 11/30/2024

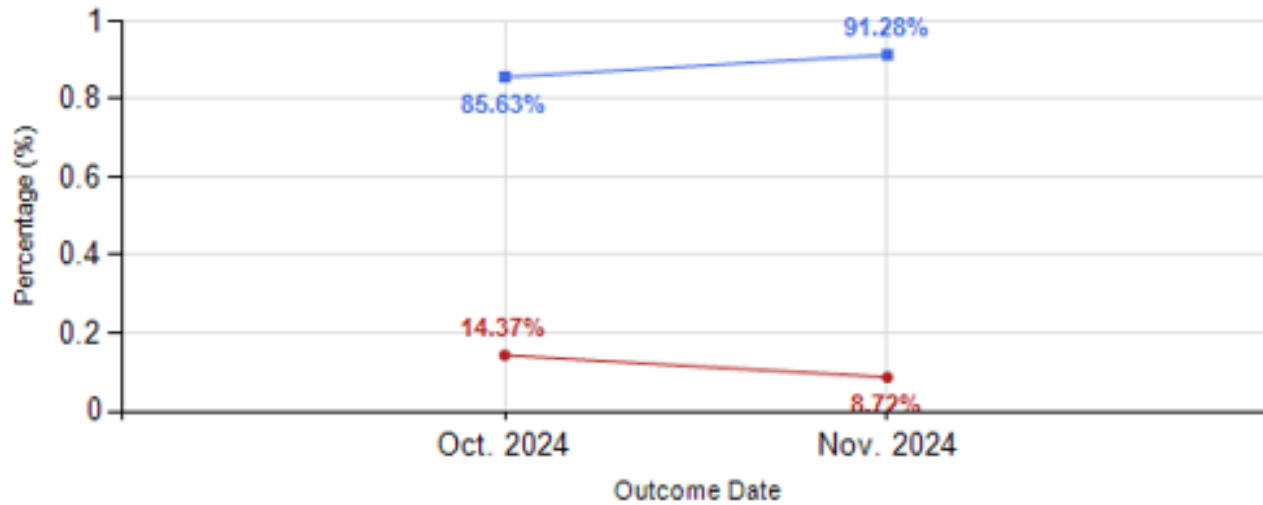
— Live Release Rate — Other Outcome Rate



### Canine Live Release vs Other Outcome (Month to Month Comparison) Percentage

10/1/2024 – 11/30/2024

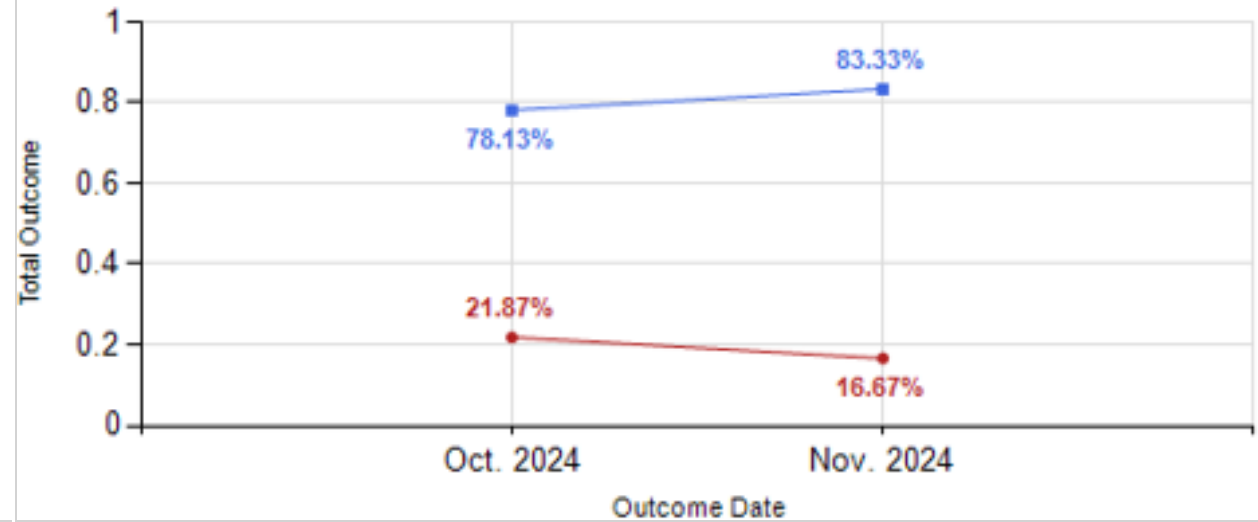
— Live Release Rate — Other Outcome Rate



### Feline Live Release vs Other Outcome (Month to Month Comparison) Percentage

10/1/2024 – 11/30/2024

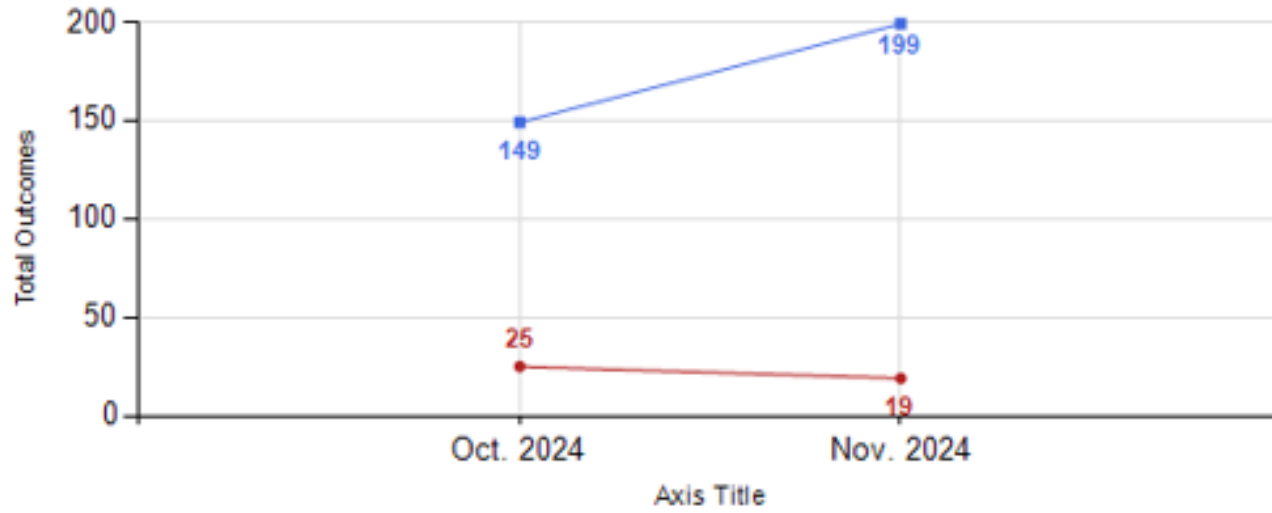
— Live Release Rate — Other Outcome Rate



### Canine Live Release vs Other Outcome (Month to Month Comparison) Percentage

10/1/2024 – 11/30/2024

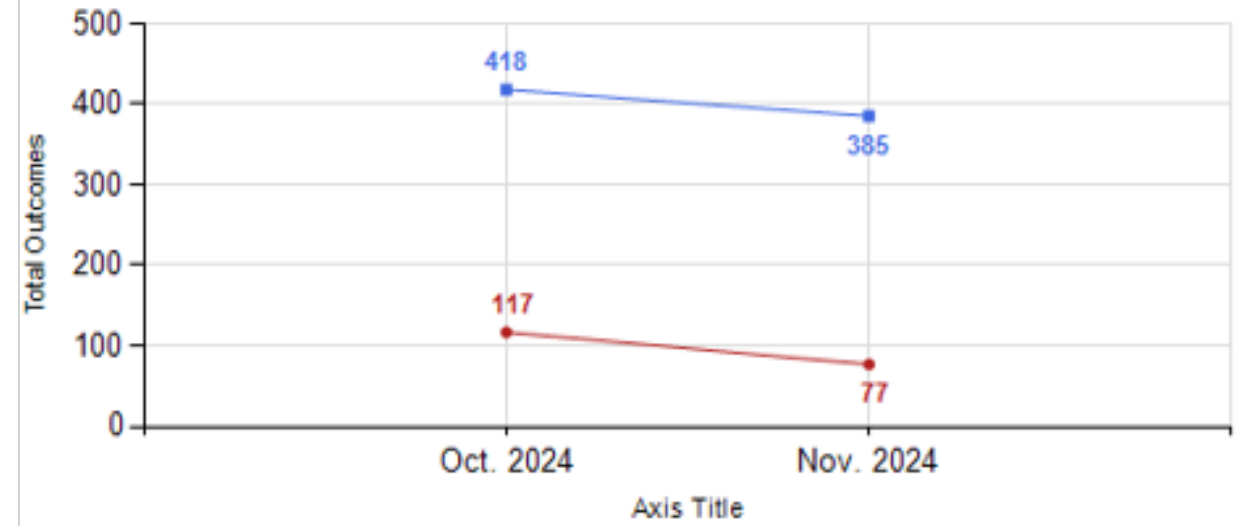
— Live Release Rate — Other Outcome Rate



### Feline Live Release vs Other Outcome (Month to Month Comparison) Percentage

10/1/2024 – 11/30/2024

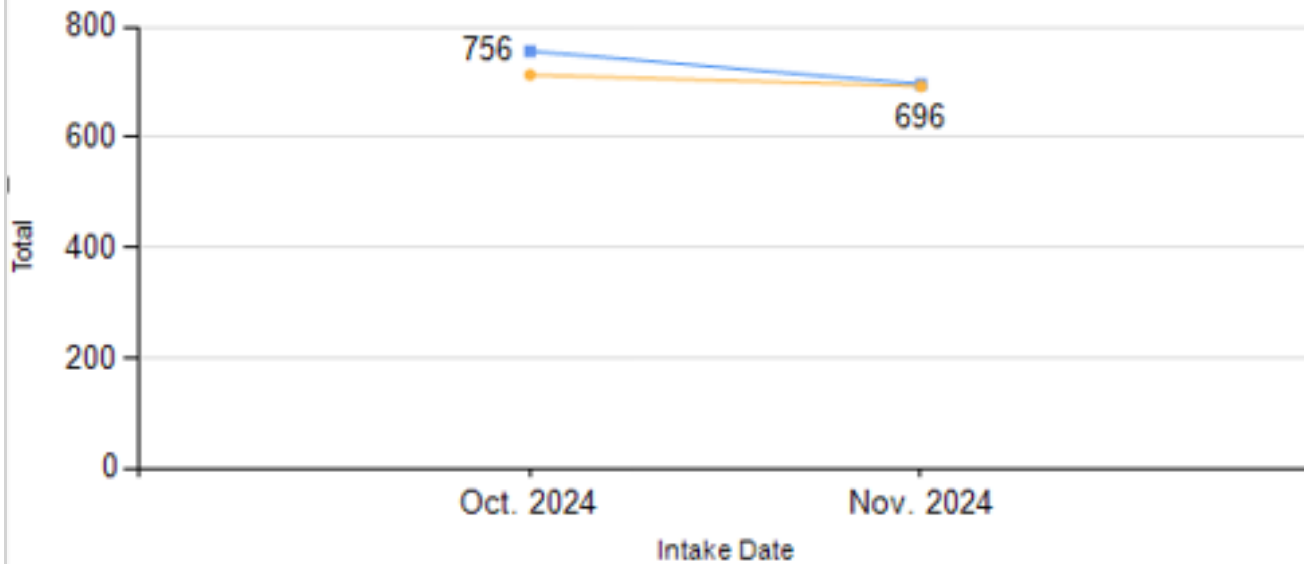
— Live Release Rate — Other Outcome Rate



### Total Intake & Outcome (Month to Month Comparison)

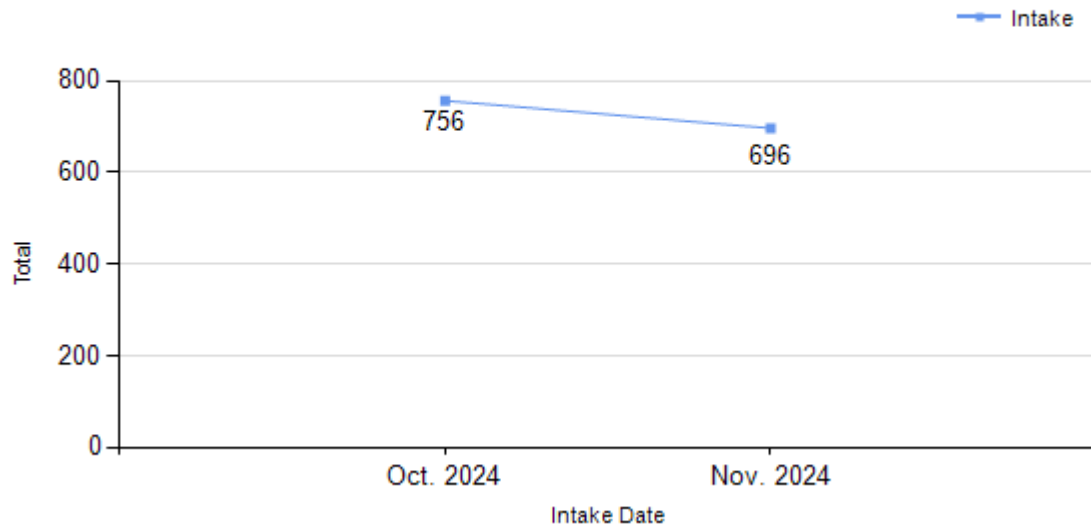
10/1/2024 – 11/30/2024

— Intake — Outcome

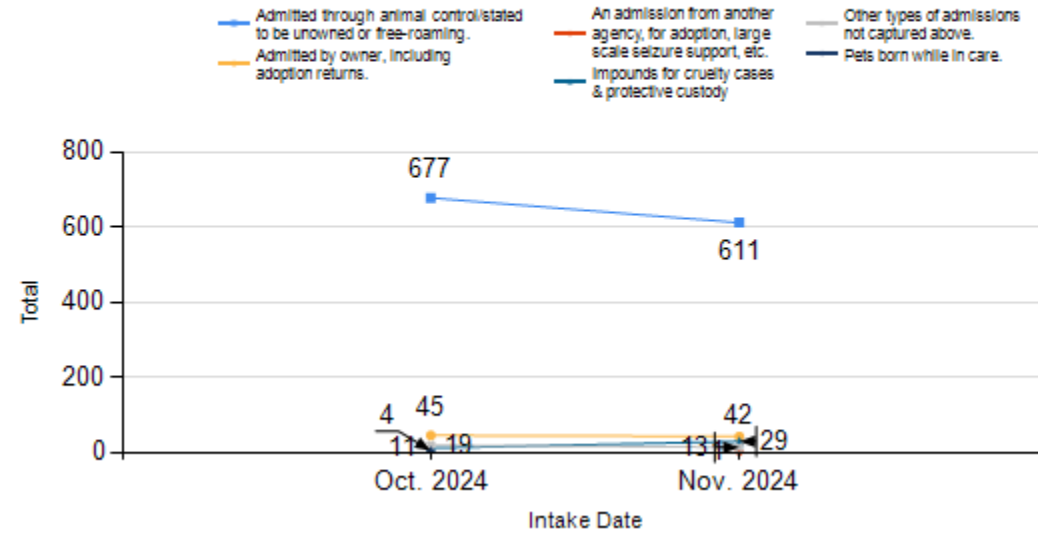


Intake Statistics Pivoted by Species (10/1/2024 - 11/30/2024)			Month to Month Comparison		
Species		Name	Total	Oct. 2024	Nov. 2024
<b>Canine</b>	B	Stray/At Large	295	144	151
	C	Relinquished by Owner	60	26	34
	D	Owner Intended Euthanasia	0	0	0
	E	Transferred in from Agency (In State)	1	0	1
	E	Transferred in from Agency (Out of State)	0	0	0
	F	Cruelty/Confiscate (Other Intakes)	29	7	22
	F	Returns (Other Intakes)	20	14	6
	F	Born in the Shelter (Other Intakes)	0	0	0
		<b>Canine Live Intake</b>	<b>405</b>	<b>191</b>	<b>214</b>
<b>Feline</b>	B	Stray/At Large	993	533	460
	C	Relinquished by Owner	27	19	8
	D	Owner Intended Euthanasia	0	0	0
	E	Transferred in from Agency (In State)	0	0	0
	E	Transferred in from Agency (Out of State)	0	0	0
	F	Cruelty/Confiscate (Other Intakes)	11	4	7
	F	Returns (Other Intakes)	12	5	7
	F	Born in the Shelter (Other Intakes)	4	4	0
		<b>Feline Live Intake</b>	<b>1,047</b>	<b>565</b>	<b>482</b>
	B	Stray/At Large	1,288	677	611
	C	Relinquished by Owner	87	45	42
	D	Owner Intended Euthanasia	0	0	0
	E	Transferred in from Agency (In State)	1	0	1
	E	Transferred in from Agency (Out of State)	0	0	0
	F	Cruelty/Confiscate (Other Intakes)	40	11	29
	F	Returns (Other Intakes)	32	19	13
	F	Born in the Shelter (Other Intakes)	4	4	0
	<b>G</b>	<b>Total Live Intake</b>	<b>1,452</b>	<b>756</b>	<b>696</b>

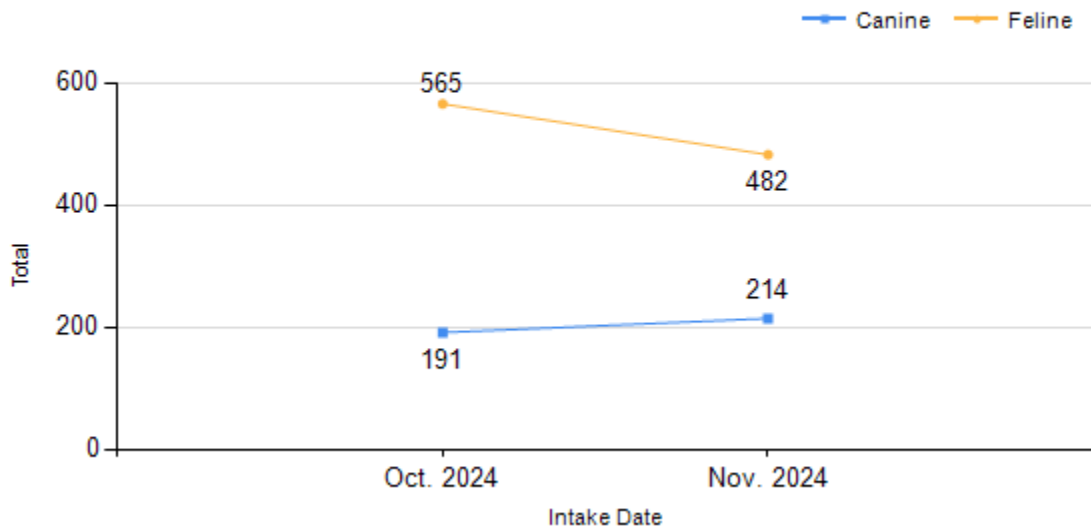
**Total Intake (Month to Month Comparison)**  
10/1/2024 - 11/30/2024



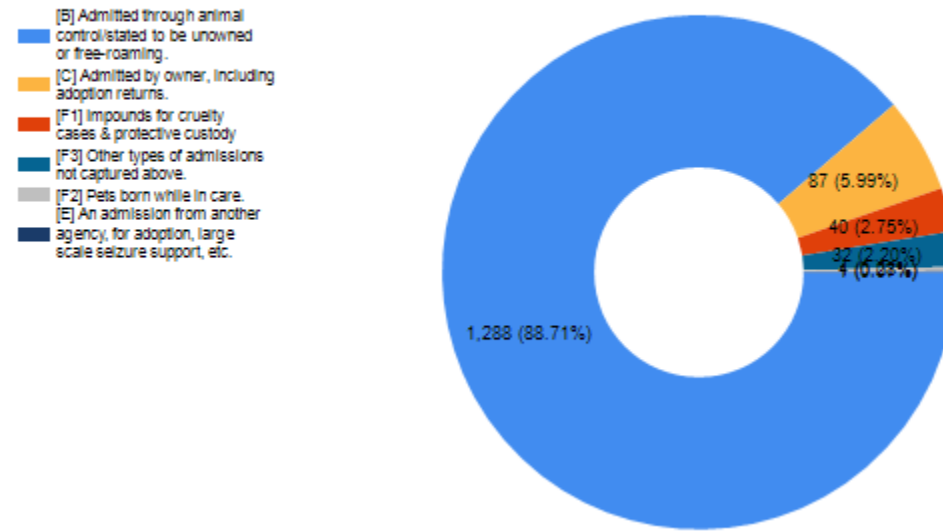
**Total Intake (Month to Month Comparison)**  
10/1/2024 - 11/30/2024 by Intake Type



**Total Intake (Month to Month Comparison)**  
10/1/2024 - 11/30/2024 by Species

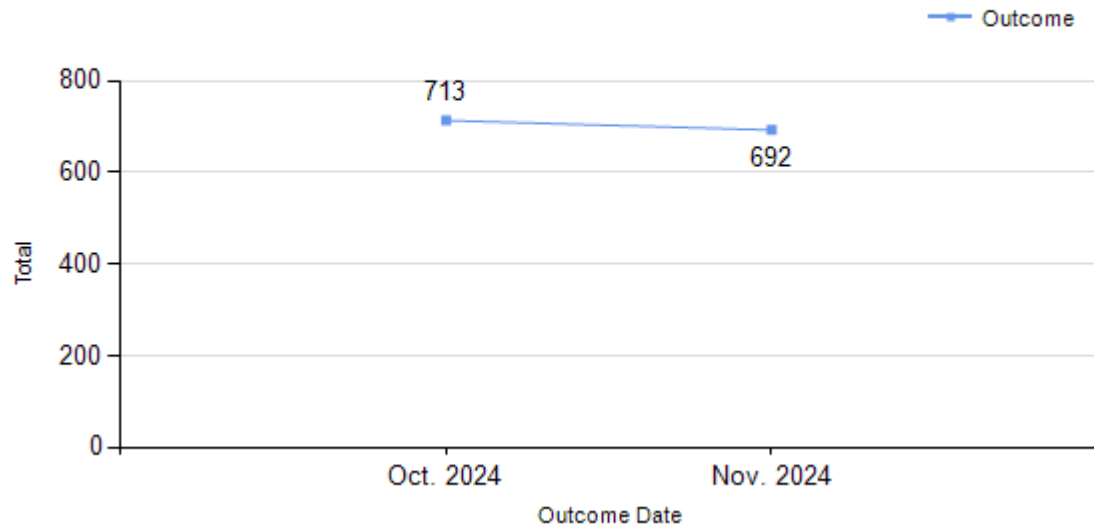


**Total Intake (Month to Month Comparison)**  
10/1/2024 - 11/30/2024 by Intake Type

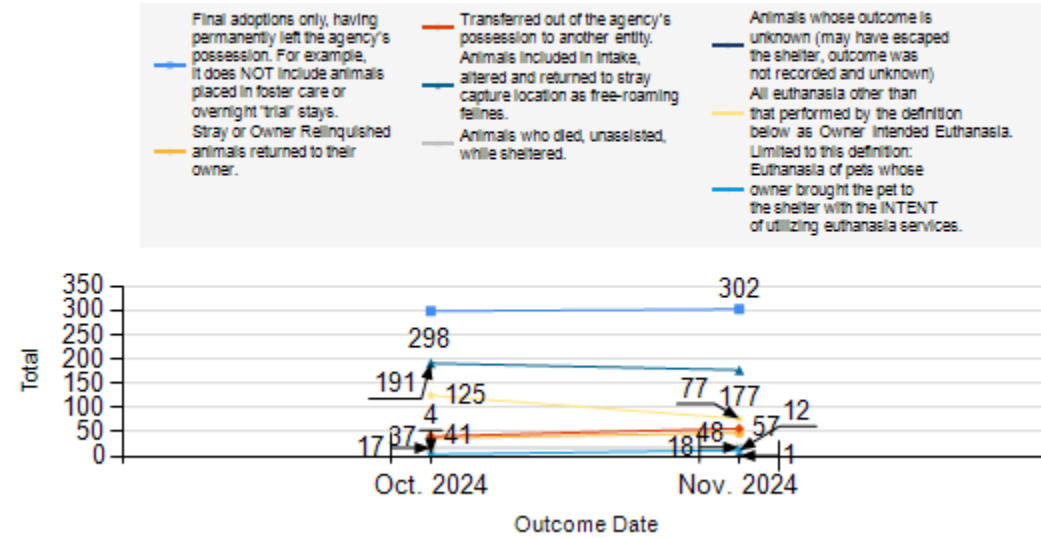


Outcome Statistics Pivoted by Species (10/1/2024 - 11/30/2024)				Month to Month Comparison	
Species		Name	Total	Oct. 2024	Nov. 2024
<b>Canine</b>	H	Adoption	198	95	103
	I	Return to Owner	59	16	43
	J	Transferred to Another Agency	91	38	53
	K	Return to Field	0	0	0
	L	Other Live Outcomes	0	0	0
	<b>M</b>	<b>Subtotal: Live Outcomes</b>	<b>348</b>	149	199
	N	Died in Care	4	1	3
	O	Lost in Care	0	0	0
	P	Shelter Euthanasia	40	24	16
	Q	Owner Intended Euthanasia	14	3	11
	<b>R</b>	<b>Subtotal: Other Outcomes</b>	<b>58</b>	28	30
		<b>Canine Total Outcome</b>	<b>406</b>	<b>177</b>	<b>229</b>
<b>Feline</b>	H	Adoption	402	203	199
	I	Return to Owner	26	21	5
	J	Transferred to Another Agency	7	3	4
	K	Return to Field	368	191	177
	L	Other Live Outcomes	0	0	0
	<b>M</b>	<b>Subtotal: Live Outcomes</b>	<b>803</b>	418	385
	N	Died in Care	31	16	15
	O	Lost in Care	1	0	1
	P	Shelter Euthanasia	162	101	61
	Q	Owner Intended Euthanasia	2	1	1
	<b>R</b>	<b>Subtotal: Other Outcomes</b>	<b>196</b>	118	78
		<b>Feline Total Outcome</b>	<b>999</b>	<b>536</b>	<b>463</b>
	H	Adoption	600	298	302
	I	Return to Owner	85	37	48
	J	Transferred to Another Agency	98	41	57
	K	Return to Field	368	191	177
	L	Other Live Outcomes	0	0	0
	N	Died in Care	35	17	18
	O	Lost in Care	1	0	1
	P	Shelter Euthanasia	202	125	77
	Q	Owner Intended Euthanasia	16	4	12
	<b>S</b>	<b>Total Outcome</b>	<b>1,405</b>	<b>713</b>	<b>692</b>

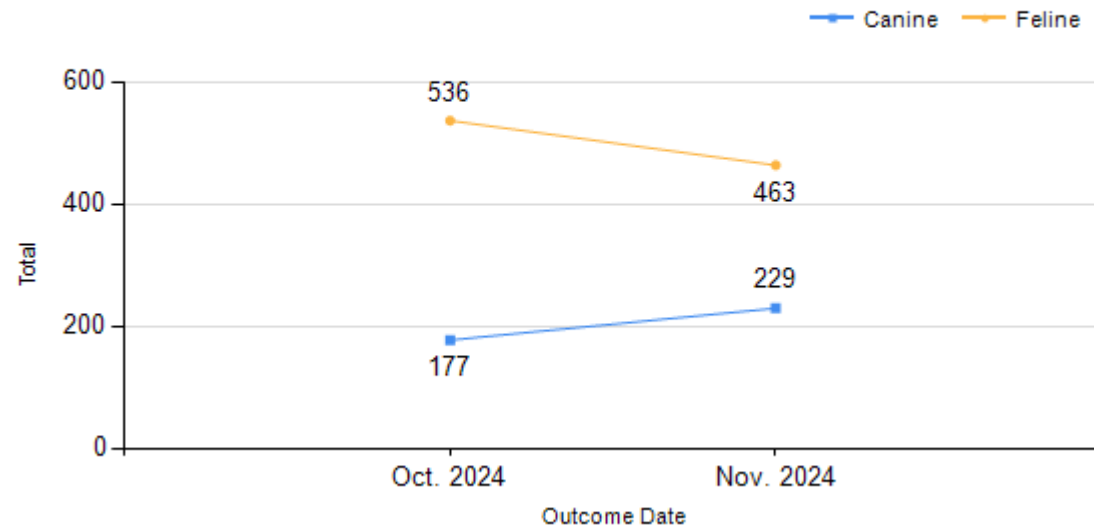
**Total Outcome (Month to Month Comparison)**  
10/1/2024 - 11/30/2024



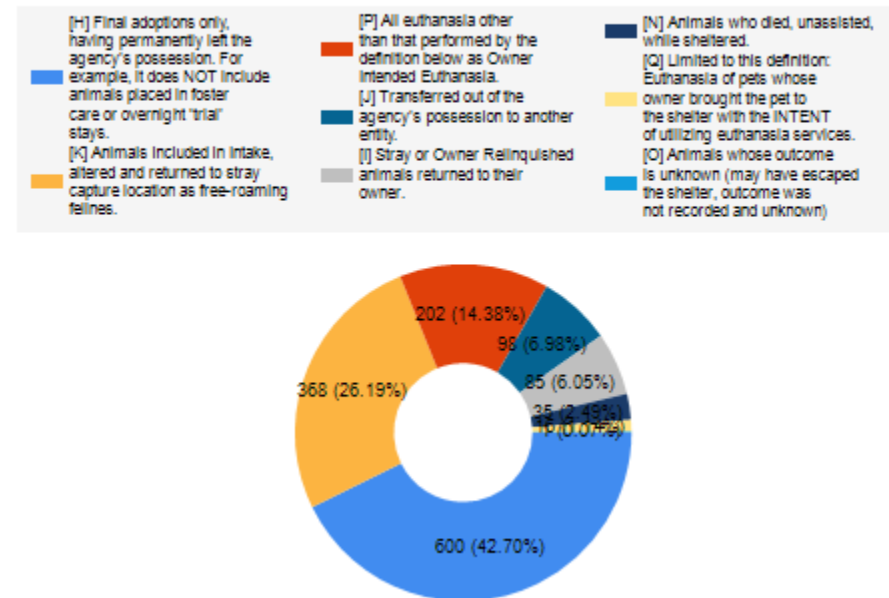
**Total Outcome (Month to Month Comparison)**  
10/1/2024 - 11/30/2024 by Intake Type



**Total Outcome (Month to Month Comparison)**  
10/1/2024 - 11/30/2024 by Species



**Total Outcome (Month to Month Comparison)**  
10/1/2024 - 11/30/2024 by Outcome Type



	TOTAL			Canine			Feline		
	Live Release	Live Release (%)	Change (%)	Live Release	Live Release (%)	Change (%)	Live Release	Live Release (%)	Change (%)
Oct. 2024	567	79.97%	NaN	149	85.63%	NaN	418	78.13%	NaN
Nov. 2024	584	85.88%	5.91%	199	91.28%	5.65%	385	83.33%	5.20%
<b>10/1/2024 - 11/30/2024</b>	<b>1405</b>	<b>82.87%</b>							

Formula:  
 $M / (S \text{ subtract } Q)$   
 $1,151 / (1,405 \text{ subtract } 16) = 82.87\%$