



MAP Broward

Mobility Advancement Program

Brought to you by the
Penny For Transportation

Mobility Advancement Program Update to Broward County Planning Council

December 17, 2024



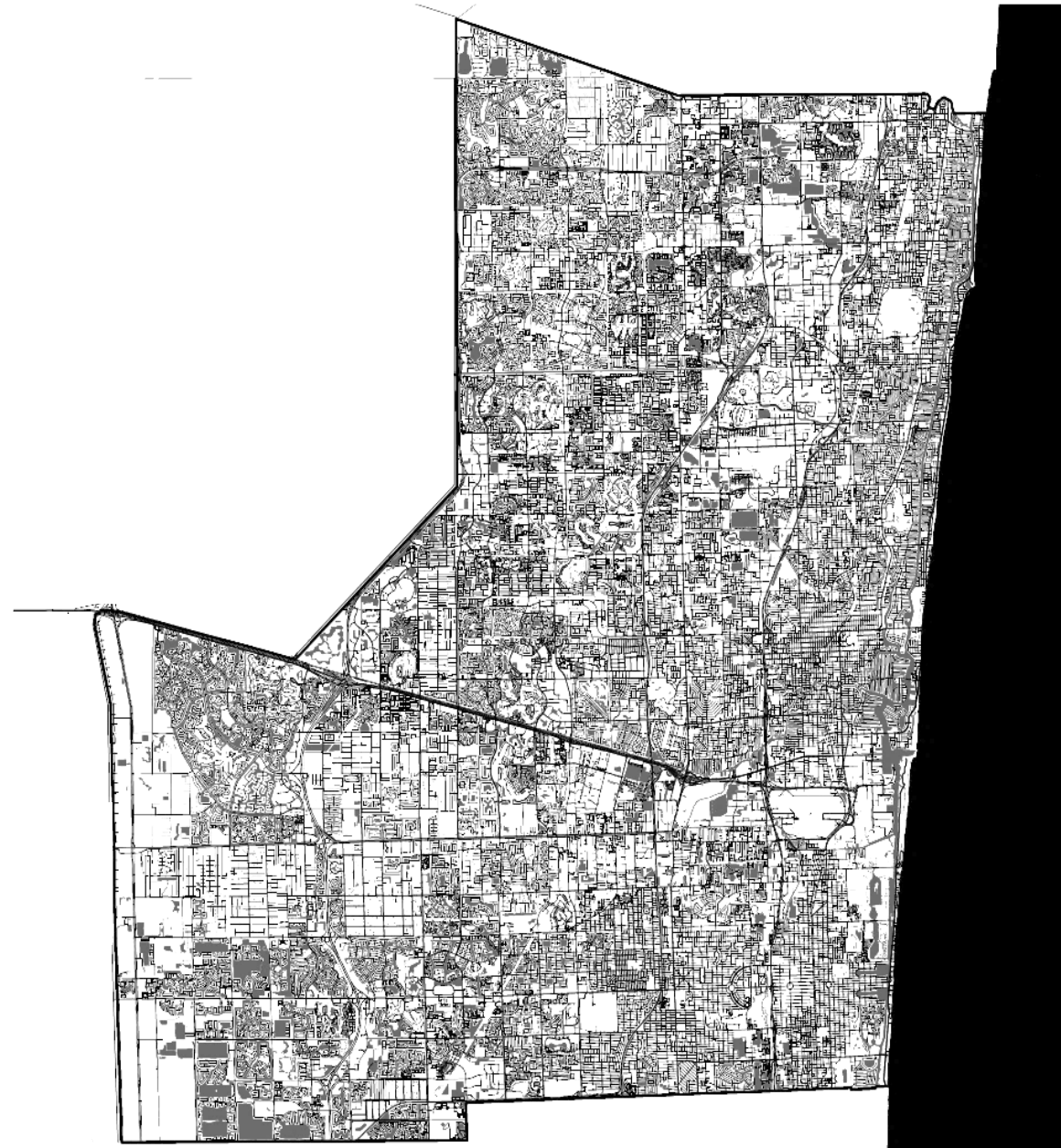
Building the Surtax Plan

| | | |
|---|--|------------------------------|
| 1 | Consulting with Subject Matter Experts | 2015-2018 |
| 2 | Study Nationwide Development Strategies | 2015-2018 |
| 3 | Develop 30-Year Project-Based Plan | Feb. 2017 – June 2018 |
| 4 | Incorporation of Municipal Project Requests | March – June 2018 |
| 5 | Educational Campaign + PAC Advocacy | April – Nov. 2018 |
| 6 | Extensive OPPAGA State Audit | July – Sept. 2018 |
| 7 | Surtax Approval – Nov. 2018 Election | |

Broward County – Built-out, but still growing

- Population nearing 2M
- Very little vacant land
- Conservation Area precludes westward growth
- Future growth will be redevelopment:
 - Increased density
 - Mixed use
 - **Transit-oriented**

The original 2018 Plan was built around evaluating land use and expected density over the 30-year life of the Program; it is constantly being reevaluated; iterative approach



Building the Surtax Plan – 2018 Referendum



Plan focused on congestion management, multimodal options, transit system enhancements (including premium transit services), resiliency, safety, *emerging technology and innovations*



Multiple iterations overlaid w/regional plans + CIPs; reviewed by local, regional, and national subject matter experts; consultants
Final Plan audited by State's Office of Program Policy Analysis and Government Accountability (first referendum subjected to new 2018 law)



Municipalities invited to submit mobility-related projects (no limit, no financial cap) which would be reviewed for funding, annually, beginning in FY 2020 (1st full year of funding)



County ordinance, multi-party Interlocal Agreement created relationship among County, 29 municipalities, and Broward MPO (prior to referendum)
Guaranteed 10% minimum annual revenues to municipalities (project-based, not an allocation-based model)



Transportation Surtax Plan

Main Components

- **County Transit System:** (Operations and Capital) existing service and expansion (including premium transit, like bus rapid transit and rail)
- **County Public Works Projects:** Roads, bridges, traffic signal system enhancements, school zones, lighting, multimodal improvements, congestion management strategies, road resiliency initiatives
- **Municipal Surtax Program:** Community Shuttles (Operations + Capital/Vehicles); Capital Projects (primarily new); Rehabilitation & Maintenance projects
- **Planning & Support Services:** Economic & Small Business Development to assist with assuring the local small business goal on the program is managed and met; legal, contract management, communications, audit, budget, and financial support to the Oversight Board & program

Mobility Investments' Nexus to Affordability

- Median Home Price = \$615,325; Median Household Income = \$70,331
- Median gross rent in Broward County is \$1,683 per month
- Over 50% of Broward County Renter Households spend more than 30% of their income in housing costs (cost burden of housing varies depending on where you live)
- **Florida is one of the most expensive states to own a car, with costs in South Florida ranging between \$10-12K p/year for a single automobile**

Beginning in 2022, municipalities applying for surtax funds for projects received extra points if they adopted and implemented Broward County Land Use Plan Policy 2.16.4 “Affordable Housing”--allowing Commerce designated areas to qualify for residential use

Sources: PEW Research Center (2024), American Community Survey (5 Year estimates 2018-2022); Miami Realtor (September 2024); American Automobile Association (2022 data)

3

3 Foundational Elements

- 🔍 Transparency
- ✅ Accountability
- 💪 Resiliency

5 MAP Broward Goals

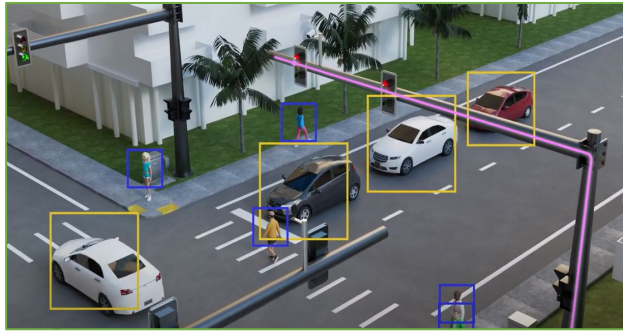
1. Create Connectivity
2. Improve Transit Service
3. Manage Traffic Systems
4. Enhance Multimodal Options
5. Ensure Economic Development and Benefits

Appointing Authority & Independent Transportation Surtax Oversight Board



- Popular aspect of the surtax program was an ***Independent Oversight Board*** (Oversight Board) (Article V, Section 31½ - 75, Code of Ordinances)
- Ordinance also established Appointing Authority ***to select the Oversight Board***
 - Designees of 7 entities (Broward Workshop, Council of Chambers, League of Cities, Urban League, Hispanic Unity, Broward County Administrator, and FAU Center for Environmental Studies)
- Oversight Board has 8 professional categories and 1 resident user of public transportation; volunteers; strict conflict of interest restrictions
- Oversight Board responsible for: Reviewing surtax proposed projects and proposed expenditures; monitoring revenues and expenditures; monitoring program and project performance; reporting; making recommendations

MAP Broward Accomplishment Highlights To Date



- **Over 300 County and City projects completed to date (planning studies, design & construction phases)**
- Investments in digital technology, innovative transportation technologies, and projects/services connecting communities
- Transportation system and transit service enhancements
- Implementing impactful congestion management strategies
- Creating multimodal enhancements
- Leveraging surtax to win major state and federal discretionary grants; significant local match from municipalities
- Projects with small business goals assigned are expected to create **~ \$600M in business revenue and over 4,000 jobs***
- 3 National Awards (NACo and NACIO) for Public Education and Civic Engagement efforts

* Projected Impact, Broward County Office of Economic and Small Business Quarterly Report, Q2 FY2024

Number of Projects Completed by Entity FY2019 to FY2025

Broward County Transit




236

Completed Projects




Transit Infrastructure, delivered by BCT in the Town of Lauderdale-by-the-Sea



Transit Infrastructure, delivered by BCT in the City of Pembroke Pines

Public Works



43

Completed Projects



Transportation/Road Resilience By City of Pompano Beach



Bridge Repairs (Municipal R&M Project) City of Deerfield Beach



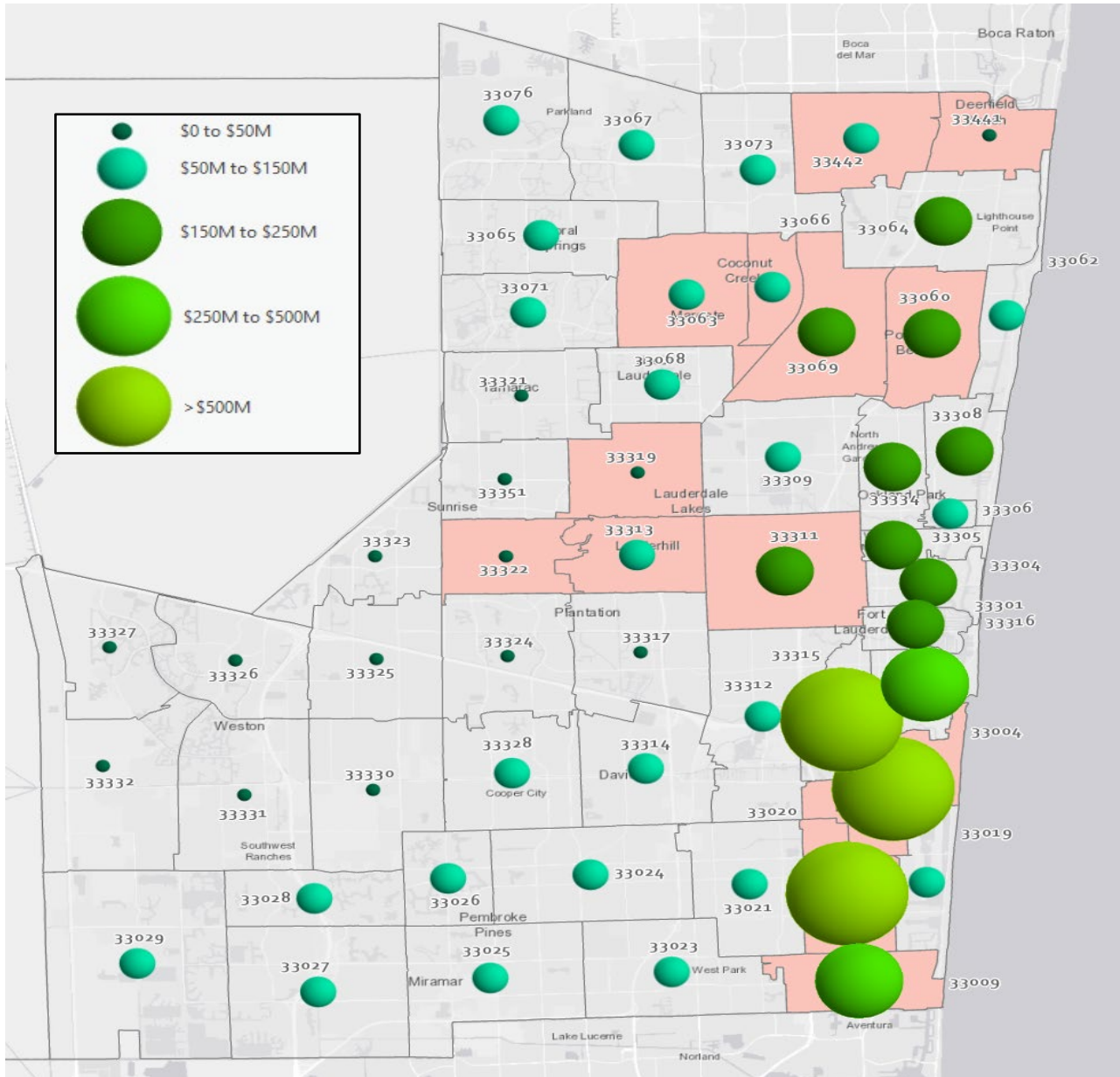
Drainage Improvements, delivered by Broward County Public Works in Broward Municipal Services District

Municipal



28

Completed Projects



39% of surtax investments FY2019-FY2025 are expected to occur in Broward County zip codes with lowest household incomes (per *American Community Survey, 2022*)

Notes:

- The map includes projects managed by County, Municipalities, or multiple entities.
- “Investments” = surtax funding budgeted and appropriated for projects and community shuttle contracts through FY2025. Investments do not include transit transfers to operating (transit services); funding not associated with a specific project; projects that cannot be geographically mapped (countywide studies, planning, designs, etc.); support services and certain contractual services
- When a project overlaps zip codes total funding is included for each impacted zip code (duplication).

Zip Codes with lowest level of Household Income, American Community Survey, 2022

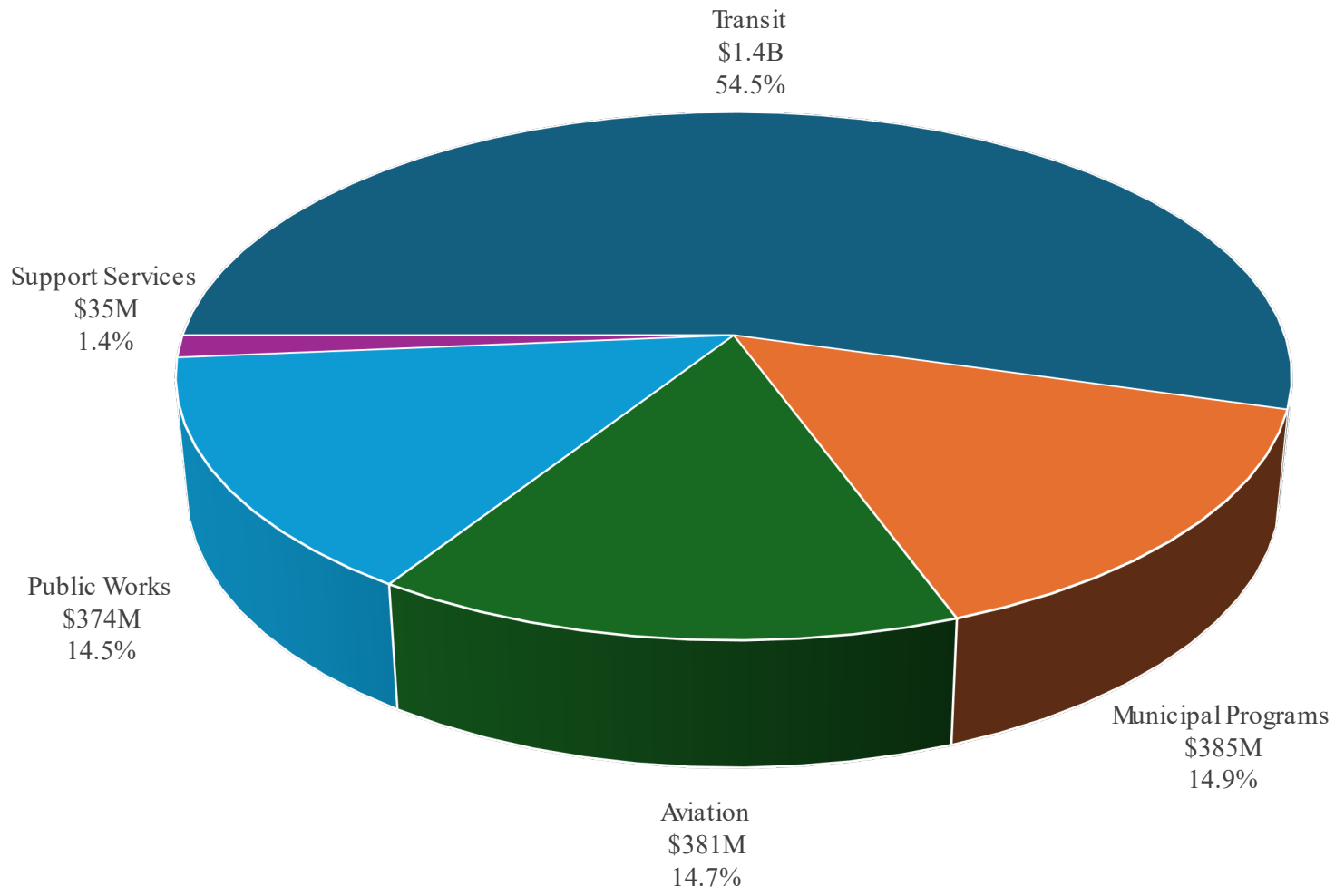
Surtax Program Financials



MAP Broward
Mobility Advancement Program
Brought to you by the
Penny For Transportation

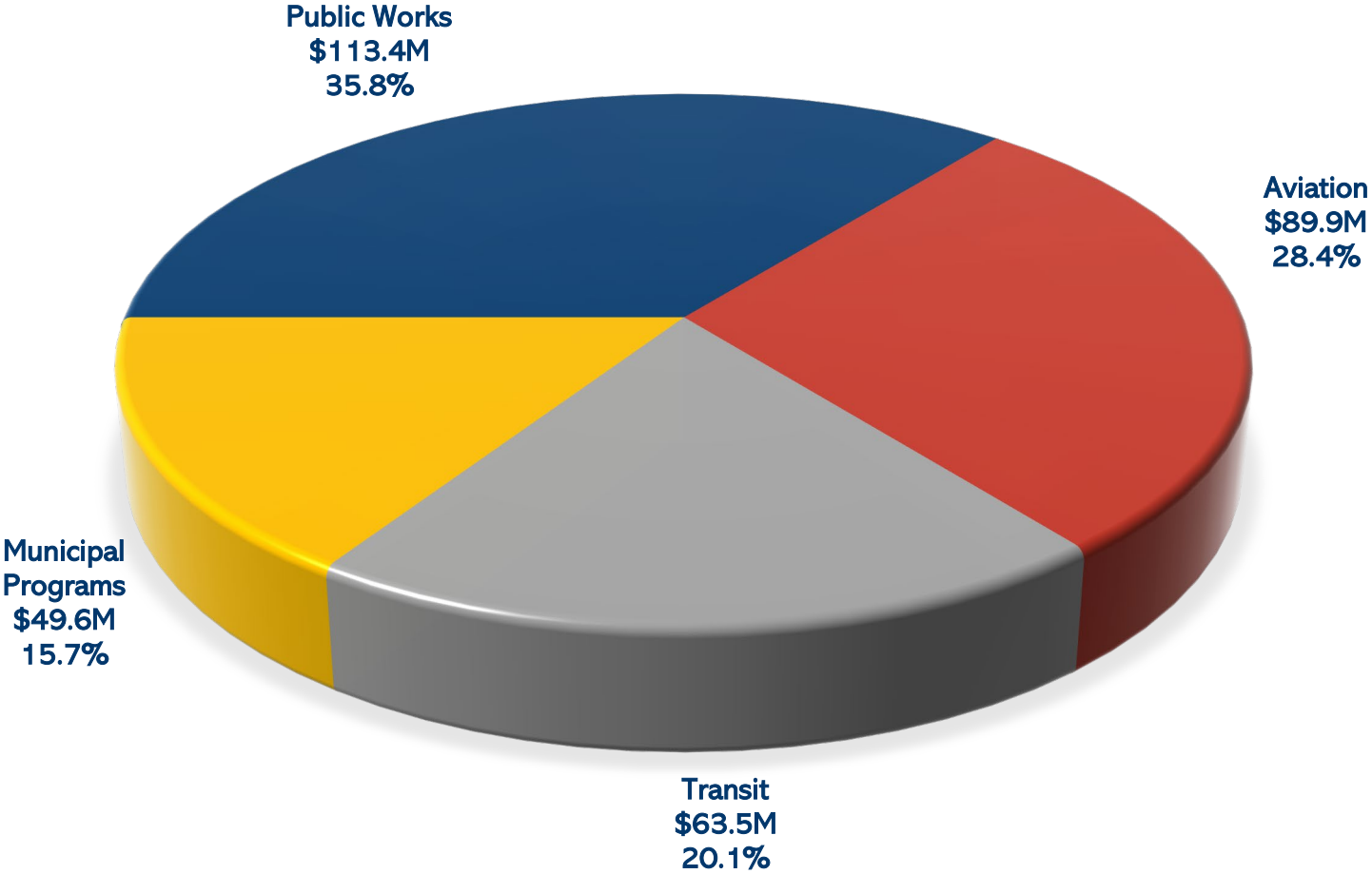
Broward County Transportation Surtax Major Programs: Budgeted and Appropriated FY2019 - FY2025

| Program | Amount |
|--------------------|---------------|
| Transit | \$1.4B |
| Municipal Programs | \$385M |
| Aviation | \$381M |
| Public Works | \$374M |
| Support Services | \$35M |
| Total | \$2.6B |



Broward County Transportation Surtax Major Program Leverage: FY2019 - FY2024


| Program | Amount |
|--------------------|-----------------|
| Public Works | \$113.4M |
| Aviation | \$89.9M |
| Transit | \$63.5M |
| Municipal Programs | \$49.6M |
| Total | \$316.4M |



Low-Stress Multi-Modal Master Planning Effort

- Using a combination of Constitutional Gas Tax and Transportation Surtax funds, the County is leading a collaborative effort to develop a long-range plan for connecting safe bicycle and pedestrian facilities (Low-Stress MMMMP)
- Low-Stress MMMMP is ***coordinating with the Planning Council via technical working group***

Surtax Program Investments in Innovation



\$16

BILLION

30

Years