



**PORT  
EVERGLADES**  
BROWARD COUNTY • FLORIDA

# Budget Workshop

August 17, 2023

**Jonathan Daniels**  
Chief Executive Officer  
And Port Director





# Financial Diversity – The Big Three



## Cruise

- Third busiest cruise homeport in the world
- 1,621,216 multi-day passengers
- 96,692 daily passengers



## Cargo

- Leading Perishables, #3 Container port in Florida
- Serving 150 ports in 70 countries
- 2,087 Total Ship Calls
- 1,107,546 TEUs



## Energy

- One of two primary energy ports in Florida
- 88% of energy products are domestic
- 126,502,464 barrels
- 588 ship calls



- While ship calls are not back to pre-Pandemic levels, the average cruise ship occupancy of 89% (through June 2023) was close to the FY2019 average of 94%
- *Silver Nova*, the latest luxury ship from Silversea Cruises, is set for delivery this summer using liquefied natural gas (LNG) as its main fuel with a first call at Port Everglades in January 2024
- Azamara Cruises' *Azamara Onward* will make her maiden call on October 21, 2023, after a multi-million-dollar makeover
- Royal Caribbean's *Symphony of the Seas* will shift to Port Everglades after returning from Europe in November 2023, sailing 6- and 8-night Caribbean cruises, accommodating 6,000+ guests

# Current Trends – Cruise



- *Disney Dream* will homeport in the newly re-imagined Cruise Terminal 4 starting November 20, 2023, offering year-round 4- and 5-day Caribbean cruises
- Celebrity Cruises *Celebrity Ascent*, the fourth Edge class ship, will begin her inaugural season on December 3, 2023, with 7-night Eastern and Western Caribbean itineraries
- Princess Cruises' *Sun Princess*, currently under construction, is scheduled to debut in early 2024 as Princess' largest and first LNG-powered ship able to accommodate 4,000+ guests with its first call at Port Everglades in October 2024
- Newly rebranded Crystal cruise line will begin homeporting from Port Everglades in November 2024, with the refurbished *Crystal Serenity*
- Five cruise ships will be sailing during Summer 2024 as opposed to three in FY2023. *Enchanted Princess* replaces the smaller *Caribbean Princess* and *Disney Magic* joins the summer fleet along with *Celebrity Reflection*, *Celebrity Beyond*, and *Freedom of the Seas*

# Current Trends – Cruise



- Three additional new Super Post-Panamax gantry cranes are expected to be delivered in the Fall of 2023
- MSC selected Port Everglades for its Santana Service starting June 2023. The Port is the first U.S. stop on the service from SE Asia
- CMA CGM's AMERICAS XL service began operating in January. This is the only direct service connecting the West Coast of South America to the U.S. East Coast
- Mid-size Caribbean carriers, including HLS and Ship Lilly

# Current Trends – Cargo



# Current Trends – Energy

- Port Everglades recently completed a study about adding shore power to the Port's eight cruise terminals, which would allow cruise ships to use electricity while in port instead of burning fuel
  - The estimated cost for this project is \$20 million per cruise terminal and would be completed in phases between mid-2025 and the end of 2027
- Vecenergy completed construction of its new Portofino jet fuel terminal, adding approximately 500,000 barrels of storage for jet fuel for international and executive airports in Florida



# Recommended Budget FY2024





# Year-to-Date Operating Revenues Thru June 2023

Revenue Source	June Actual FY2022	June Actual FY2023	(%) Change
Cruise	\$24,818,287	\$49,002,499	97%
Energy	32,255,671	34,295,651	6%
Containerized Cargo	27,934,346	29,248,400	5%
Real estate	12,526,580	14,823,921	18%
Parking	5,023,340	8,749,962	74%
Breakbulk	3,726,617	3,825,971	3%
Bulk	6,017,266	6,026,675	<1%
Lay-in	4,841,377	1,760,573	(64%)
Other	1,352,500	1,419,435	5%
<b>Total</b>	<b>\$118,495,984</b>	<b>\$149,153,087</b>	<b>26%</b>



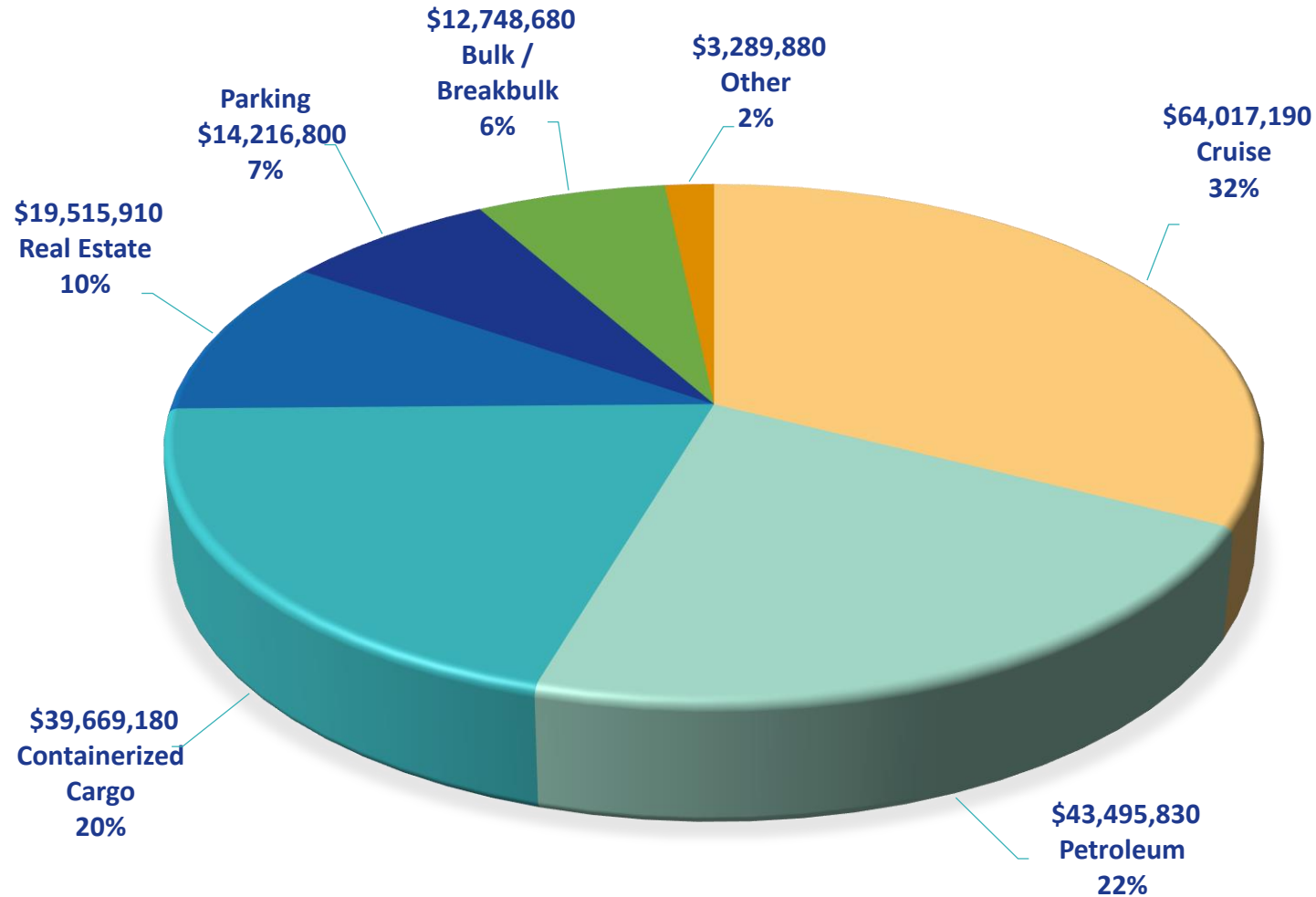


# FY2023/2024 Revenue Comparison

Revenue Source	FY2023 Adopted Budget	FY2023 Mid-Year Forecast	FY2024 Recommended Budget	(%) Change FY2023 to FY2024
Cruise*	\$36,940,860	\$56,380,000	\$64,017,190	73%
Energy	40,453,440	42,280,000	43,495,830	8%
Containerized cargo	34,151,110	38,280,000	39,669,180	16%
Real estate	19,324,690	18,786,000	19,515,910	1%
Bulk/Breakbulk	11,215,890	11,946,000	12,748,680	14%
Parking*	7,705,900	8,280,000	14,216,800	84%**
Other	3,454,380	3,127,000	3,289,880	(5%)
<b>Total</b>	<b>\$153,246,270</b>	<b>\$179,079,000</b>	<b>\$196,953,470</b>	<b>29%</b>

\*The Port intends to request a budget adjustment of \$3,391,120 for cruise, and \$807,900 for parking in Schedule B due to the addition of summer cruises that were announced after the original forecasts were developed

\*\*Includes recommended rate increase from \$15 to \$20 per day which will be brought before the Board for approval prior to implementation



# Summary

Forecasted Operating Revenues for FY2024  
**\$196,953,470**



# FY2023/2024 Expense Comparison

Expense Category	FY2023 Adopted Budget	FY2024 Recommended Budget	(%) Change FY2023 to FY2024
<b>Personnel</b>	<b>\$26,953,390</b>	<b>\$30,979,590</b>	<b>15%*</b>
<b>Security</b>	<b>23,502,730</b>	<b>25,958,190</b>	<b>10%**</b>
<b>Repairs, Maint., Materials, Supplies</b>	<b>16,467,380</b>	<b>16,152,720</b>	<b>(2%)</b>
<b>Crane Operations</b>	<b>13,146,090</b>	<b>14,314,760</b>	<b>9%</b>
<b>Fire/EMS</b>	<b>12,035,000</b>	<b>12,881,040</b>	<b>7%</b>
<b>Insurance</b>	<b>5,640,960</b>	<b>7,662,040</b>	<b>36%</b>
<b>Professional Services</b>	<b>5,360,080</b>	<b>7,301,330</b>	<b>36%</b>
<b>Utilities</b>	<b>5,368,080</b>	<b>6,174,690</b>	<b>15%</b>
<b>Other</b>	<b>5,121,570</b>	<b>6,080,560</b>	<b>19%</b>
<b>County Services &amp; Cost Chargeback</b>	<b>3,807,130</b>	<b>3,619,680</b>	<b>(5%)</b>
<b>Total</b>	<b>\$117,402,410</b>	<b>\$131,124,600</b>	<b>12%</b>

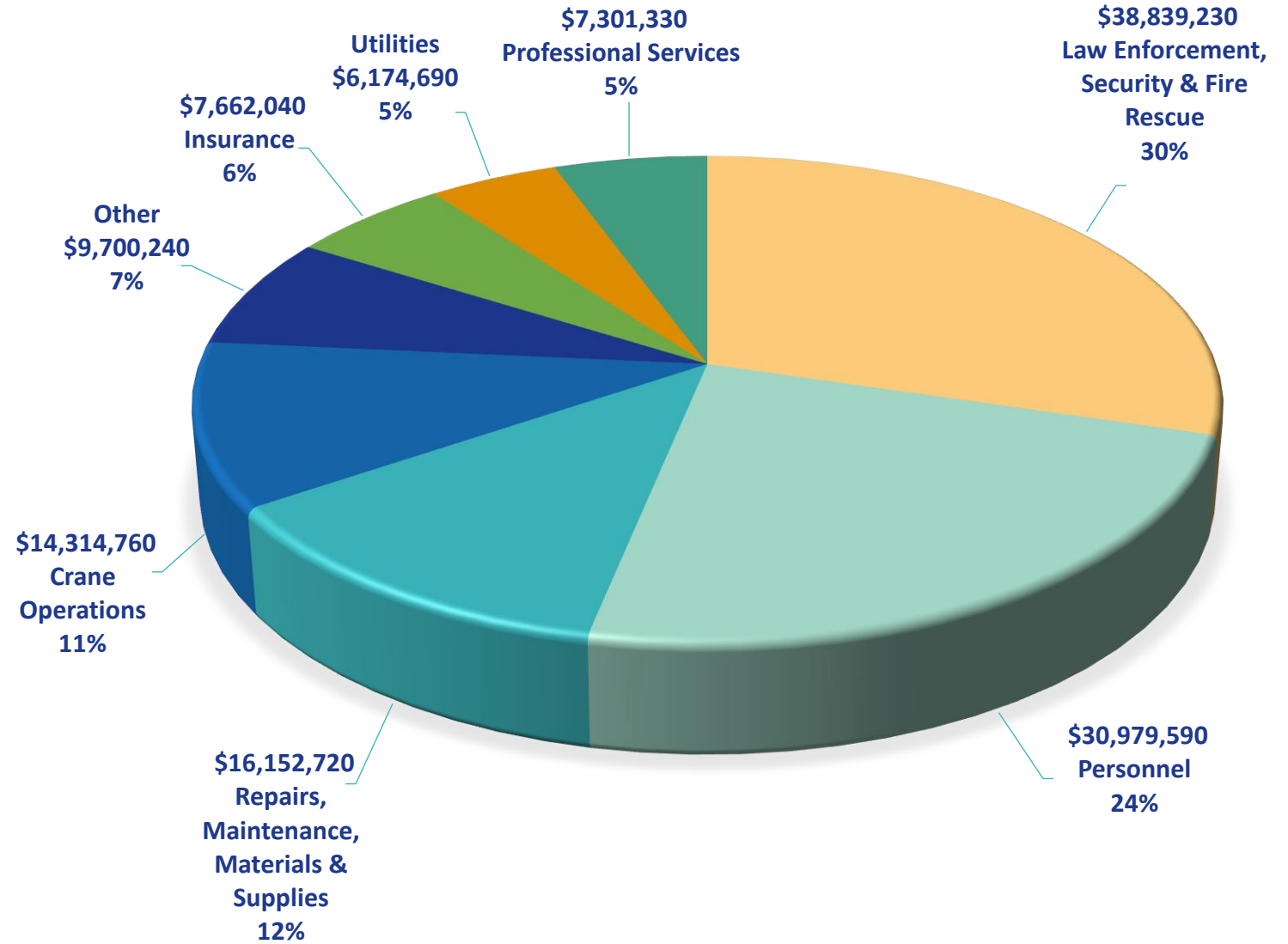
\*Includes addition of 11 positions for cruise services, crane maintenance, and Harbormaster

\*\*The Port intends to request an adjustment in Schedule B for BSO as a result of final negotiations which are expected to conclude in September




# Summary

Forecasted  
Operating Expenses  
for FY2024  
**\$131,124,600**





# Recommended CIP FY2024

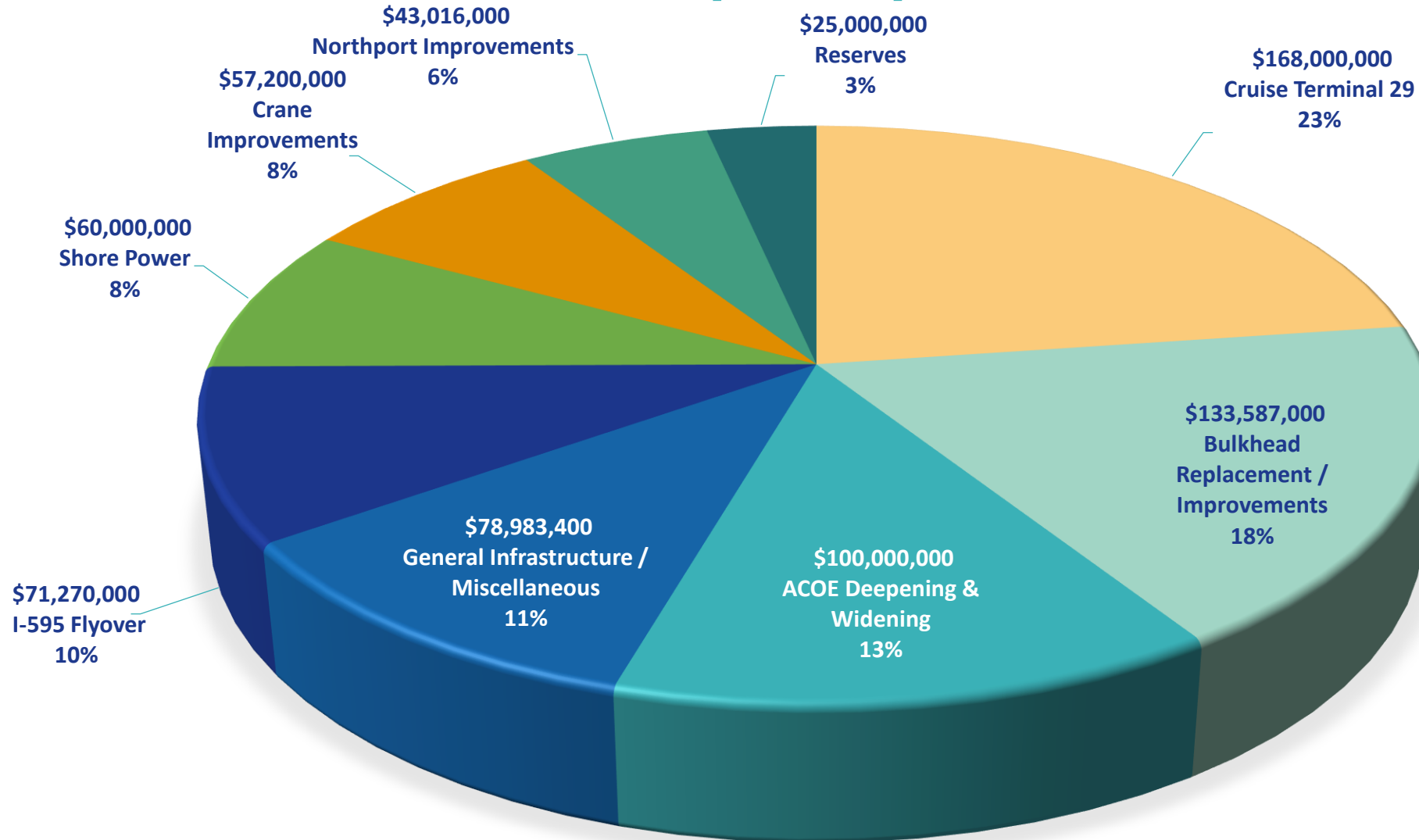


PORT EVERGLADES



# FY2024-2028 CIP Summary

## \$737,056,400





- Construction is underway for the re-imaging of Cruise Terminal 4 for the Disney Cruise Line to begin sailing in November of 2023
- The anticipated final completion date for the Southport Turning Notch Extension project, including the delivery of 3 new Super Post-Panamax cranes, is January 2024, and the adjacent Phase IXA container yard is expected in April of 2025
- The Slip 1 Expansion project is underway to widen the existing petroleum berth by 150 feet
  - Private sector installing a new manifold and piping
  - Construction for the widening phase to begin Summer 2025, with completion in 2028. Funding includes \$72 million in state grants and reimbursements

# Capital Projects Update



## *Continued*

- As mentioned, the Port recently completed a study to add shore power to its eight cruise terminals
- The Port is in preliminary discussions with Royal Caribbean to renovate Terminal 29 for Celebrity Cruises and construct an adjacent parking garage and new office building for Port staff

# Capital Projects Update





# Questions?



# PORT EVERGLADES

BROWARD COUNTY • FLORIDA

STAY CONNECTED

1850 Eller Drive

Fort Lauderdale, FL 33316

954.523.3404

PortEverglades.net



port.everglades |



@porteverglades |



PortEvergladesFL |



port-everglades |



@portevergladesfl

26° 05.5' North Latitude · 80° 04.8' West Longitude