



Human Services Department

**COMMUNITY PARTNERSHIPS DIVISION / Children's Services Administration**

115 S Andrews Avenue, Room A370 • Fort Lauderdale, Florida 33301 • 954-357-6202 • FAX 954-357-8204

**CHILDREN'S SERVICES ADVISORY BOARD  
(IN-PERSON MEETING)**

**Agenda**

Tuesday, April 15 2025

9:00 a.m. - 11:00 a.m.

***Evan Goldman, Chair***

1. Welcome and Introductions ..... E. Goldman
  - Dr. Yelena Revere
2. Roll Call ..... J. Brunson
3. Approval of CSB November 15, 2024 and February 21, 2025 Minutes..... E. Goldman
4. Chair Report ..... E. Goldman
5. Committee Chair's Report ..... E. Goldman
  - Needs Assessment
6. Section Report ..... Dr. T. Hill-Howard
  - Mid-Year Reallocation
  - Utilization and Quarterly Report
  - Baker Act Pilot Update
7. Integrated Family Safety Plan ..... Y. Brown & D. Lavelle
8. Legislative Updates ..... Intergovernmental Affairs
9. Liaison Reports
  - BCPS .....V. Hudge
  - DCF..... T. Schweitzer
  - Juvenile Justice Circuit 17..... T. Bush
  - Special Needs ..... M. Stouffer Juarez
  - System of Care..... E. Segrera
10. New Business
11. Old Business
12. Public Comment (5 minutes) – Please call (754)-900-8519 – 806053168#
13. Good of the Order
14. Adjournment

**Next Meeting: Friday, June 13, 2025**

**Location: 115 S Andrews Ave. Suite A370 Fort Lauderdale, FL 33301**

If you do not have the ability to view the meeting or provide public comment and wish to do so, please notify us at the following email address ([CSA@broward.org](mailto:CSA@broward.org)), telephone number (954-357-6202) or physical mailing address (115 S. Andrews Avenue, Fort Lauderdale, FL 33301, A370) at least {3} days before the meeting, so that the County can communicate the location of the access point to you.

Broward County Board of County Commissioners

Mark D. Bogen • Alexandra P. Davis • Lamar P. Fisher • Beam Furr • Steve Geller • Robert McKinzie • Nan H. Rich • Hazelle P. Rogers • Michael Udine  
[www.broward.org](http://www.broward.org)



Human Services Department

**COMMUNITY PARTNERSHIPS DIVISION / Children's Services Administration**

115 S Andrews Avenue, Room A370 • Fort Lauderdale, Florida 33301 • 954-357-6202 • FAX 954-357-8204

Broward County Board of County Commissioners  
Children's Services Board  
Draft Meeting Minutes November 15, 2024  
9:00 am – 11:24 A.M.

**1. Call to Order**

Evan Goldman called the meeting to order at 9:03 A.M. and welcomed all Board Members.

**2. Roll Call**

Jarvis Brunson called the roll.

A quorum was established with Evan Goldman, Monica King, Jarvis Brunson, Brenda Fam, Dan Schevis, Traci Schweitzer, Joel Smith, Yolanda Nails, Cassandra Burrell, Teves Bush, Malena Mendez, Maria Juarez Stouffer, and Cynthia Honick present via TEAMS.

Members absent: Sarah Gillespie Cummings, Commissioner Michael Udine Cara Malave Elida Segrera.

Staff Members in attendance: Dr. Tiffany Hill-Howard, Children's Services Administrator (CSA), Sterling Parrish, Contract Grant Administrator Sr. (CSA), and Ronald Honick, Assistant County Attorney present.

**Motion:** To approve the CSB October 18 minutes.

**First:** Dan Schevis

**Second:** Cassandra Burrell

**Declaration of Conflict:** None

**Discussion:** None

**Result:** Passed

**3. Chair Report**

**Tenure recognition/ celebration of Dan Schevis.**

**Motion:** To approve slate of officers for 2025 term

**First:**

**Second:**

**Declaration of Conflict:**

**Discussion:** Selected Evan Goldman to continue as Chairman, Monica King to continue as Vice Chairman and Jarvis Brunson to continue as Secretary.

**Result:** Passed

Broward County Board of County Commissioners

• Mark D. Bogen • Lamar P. Fisher • Beam Furr • Steve Geller • Robert McKinzie • Nan H. Rich • Hazelle P. Rogers • Tim Ryan • Michael Udine  
www.broward.org

**Sunshine Law, Public Records, & Ethics for County Boards Presentation-** Presented by County attorney Ronald Honnick.

**4. Section Report-**

**Schedule of meetings for 2025 statement-** Dr. Tiffany Hill- Howard  
**Utilization report FY24-** Sterling Parrish

**5. Motion: To extend meeting 15 minutes**

**First:** Dan Schevis

**Second:**

**Declaration of Conflict:** None

**Discussion:** None

**Result:** Passed

**6. Committee Chair Reports**

**7. Liaison Reports**

BCPS: Traci Schweitzer –Repurpose and combining schools and using property for another purpose. Discussions on selling Casey Wright building.

DCF: DSNAP efforts around the states, record number of in out of home care is at an all time low.

Juvenile Justice Circuit 17: Advisory is meeting on a quarterly basis, next meeting is Feb 12, 2025

Special Needs: No business

System of Care: No business

**8. Old Business**

Baker Act Youth Transportation Pilot, Youth Violence Reduction Pilot, Utilization amounts for pilots and county contributions - Cassandra Evans

**Motion: Continued Efforts Youth Violence Reduction Pilot**

**First:** Joel Smith

**Second:** Tracy Schweitzer

**Declaration of Conflict:** None.

**Discussion:**

**Result:** Passed

**9. Motion: To extend meeting 15 minutes**

**First:** Dan Schevis

**Second:**

**Declaration of Conflict:** None

**Discussion:** None

**Result:** Passed

**10. Public Comment: None**

**11. Good of the Order:**

**Joel Smith-** Second Annual Community Dinner, Deerfield Beach lack of dental and ophthalmological services for children. Florida Eye Clinic center will start mobile ophthalmological office to Deerfield Beach schools everyday will screen and provides glasses to children.

**Evan Goldman-** Jewish Federation of Broward County hosting a multi faith holiday party- Sine a Light on Hate and Anti-Semitism.

**Dr. Tracy Perez-** Project Path, gives preschool access to hearing, as well as otolaryngologist van that has assisted over 320 kids so far. Identified 10% of those living with hearing loss.

**12. Adjournment**

**Motion:** To adjourn the CSB meeting at 11:24 A.M.

**First:** Dan Schevis

**Second:**

**Declaration of Conflict:** None

**Discussion:** None

**Result:** Passed

The next Children's Services Board Meeting is February 21, 2025, In the main building Conference Room 302

These minutes were approved at the Children's Services Board Meeting dated November 15, 2024, as certified by:

Jarvis Brunson  
Children's Services Board Secretary



Human Services Department

**COMMUNITY PARTNERSHIPS DIVISION / Children's Services Administration**

115 S Andrews Avenue, Room A370 • Fort Lauderdale, Florida 33301 • 954-357-6202 • FAX 954-357-8204

Broward County Board of County Commissioners  
Children's Services Board  
Draft Meeting Minutes February 21, 2025  
9:00 am – 10:51 A.M.

**1. Call to Order**

Evan Goldman called the meeting to order at 9:03 A.M. and welcomed all Board Members. Chairman welcomed new board members Commissioner Alexandra P. Davis, Saran Earle-Cunningham, and Veda Hudge.

**2. Roll Call**

Jarvis Brunson called the roll.

A quorum was established with Evan Goldman, Monica King, Jarvis Brunson, Brenda Fam, Sarah Gillespie Cummings, Brenda Fam, Maria Juarez Stouffer, Traci Schweitzer, Elida Segrera, Joel Smith, Cassandra Burrell, Teves Bush, Cara Malave, Commissioner Alexandra Davis, Yolanda Nails, Cynthis Honick, Saran Earle-Cunningham present via TEAMS.

Members absent: Malena Mendez and Veda Hudge.

Staff Members in attendance: Mr. Keith Bostick (Deputy Director Human Services Department), Dr. Tiffany Hill-Howard, Children's Services Administrator (CSA), Sterling Parrish, Contract Grant Administrator Sr. (CSA), and Ronald Honick, Assistant County Attorney present.

**Motion:** To approve the CSB November 15, 2024 minutes.

**First:** Maria Stouffer

**Second:** Traci Schweitzer

**Declaration of Conflict:** None

**Discussion:** Maria Stouffer advised that there were more things discussed in the last CSB meeting that is not noted in the minutes such as board members, materials, presentation by the county attorney, recognition of Dan Schevis. Traci Schweitzer advised she did not give the BCPS update, and her name is spelled wrong under old business. Chairman Goldman advised we will make the changes and approve the minutes on the next CSB meeting.

**Result:** Chairman Goldman will move for two sets of minutes to be approved in next meeting April 15, 2025.

**3. Chair Report**

#### 4. Section Report-

**YESS survey results presented by Dr. Tiffany Hill- Howard.** On February 4, 2025 there was a round table discussion with about 7 agencies in attendance that provided feedback. This feedback was included in the new proposal for YESS. We will also need 5 raters from the community that have expertise and knowledge in YESS or providing In- Home respite for this population. Encouraging board members who know agencies that may be able to use the service to gain access to ACCESS Broward, that is where the advertisement will be posted.

**Also discussed will there be a cost reimbursement opportunity.** A challenge was presented in the past where a provider has had space but there are no kids that need the space. And the provider is still incurring costs. Dr. Hill- Howard advised a resolution CSA has come up with is broadening/increasing the taxonomies, so that we can includes costs such as beds. YESS is a unit-based service. So, the taxonomy would need to be available to coordinate that connection between the cost that the agency may incur and the actual service that's being provided. Also discussed staff availability and deliverables.

**Utilization-** Sterling Parrish- First quarter is complete. Outcome based providers have 9.9 million in total funding with 3.3 year to date expenditure. Joel Smith asked of target rate and progression of repeat providers from last year versus this year. Ideally CSA wants to see providers at 25% utilization or better. Discussed the challenges for executing contracts and being intentional and realistic about what the providers could deliver, the timing of payouts, and goals of executing signed contracts by 10/1/2025.

**Baker Act Alternative Youth Transportation Pilot (BAAYTP)** Decreasing the amount of trauma of transportation of Baker Acted youth between facilities. BBHC providing their MRT program, CSC providing evaluative back drop and implementation process. The goal of expanding to possibly doctors' offices and after school. Launch date possibly April 1, 2025.

5. **JAG Overview-** Deborah Scott- program created in memorial of Edward Byrne who was ambushed while on stakeout and which was fatal. There was an Anti- Drug Abuse Act established in 1986, in 2005 two programs were merged to create the Edward Byrne Memorial Assistance program. Funding to be used withing a year to improve the Criminal Justice System in our communities. Funding can used for printing and protection, rental spaces, publicity, etc. FDLE does not allowed funds to used for promotional items, vehicles, or new construction of buildings unless it is a prison. The county's allocation is around \$400,000.

#### 6. NAC Committee Chair Reports

Maria Stouffer- Recommended that there be conversation or solicitation from the community about the Youth Emergency Shelter and Supportive Services and the challenges with the last time it was released. Possible reasons no one applied and what could be done differently. Dr. Hill- Howard implemented those changes and there will be information in today's meeting that will be shared.

#### 7. Liaison Reports

BCPS: Brenda Fam- Discussed transportation for Baker Acted students, possibly having Mr. Bostick come as a special speaker.

DCF: Traci Schweitzer- Tammy Gonyea hired as Director of Partnerships and Prevention. A pinwheel garden will be done on April 8, 2025 for child abuse prevention. Bayes contract will be ending on April 30, 2025 who used to assist with screening kids. Five (5) DJJ staff will take over. JPO detention coordinator that that person will be housed at the detention center, and they will be responsible for the youth that are in detention, making sure that they are enrolled

in school, making sure they have their authorization forms completed for when services are needed, release dates, etc.

Juvenile Justice Circuit 17: Teves Bush- Transition at juvenile center, BSO sworn deputies will no longer be providing security as of May 2. Looking into a security company to take over those duties.

Special Needs: Mari and Jessica Ricon- Strategic plan brings together partners to support children and families through various committees, including early childhood, behavior health, juvenile justice, and special needs. Special needs Advisory Coalition. Early Identification System and date updates will be available next meeting.

System of Care: Elida Segrega-Involuntary placement program received funding. Contracted 5 care coordination teams. The services are childrens, adult services, abuse, and mental health.

## **8. Old Business**

## **9. Public Comment: None**

## **10. Good of the Order:**

## **11. Adjournment**

**Motion:** To adjourn the CSB meeting at 10:51 A.M.

**First:**

**Second:**

**Declaration of Conflict:** None

**Discussion:** None

**Result:** Passed

These minutes were approved at the Children's Services Board Meeting dated February 21, 2025, as certified by:

Jarvis Brunson  
Children's Services Board Secretary



Human Services Department

**COMMUNITY PARTNERSHIPS DIVISION / Children's Services Administration**

115 S Andrews Avenue, Room A370 • Fort Lauderdale, Florida 33301 • 954-357-6202 • FAX 954-357-8204

**Children's Services Administration (CSA) FY 25 Mid-Year Reallocations**

Service Provider	Program	Original Contract Amount	Adjustment Decreases	Adjustment Increases	New Contract Amount	Current Utilization	Projected Utilization
Ann Storck Center	Respite Services	\$500,000	(\$125,000)		\$375,000	15%	28%
Center for Hearing and Communication, Inc.	Advocacy Services	75,000	(\$20,000)		\$55,000	9%	13%
Parakletos Therapeutic Services & Discipleship	Behavioral Health and Intervention Services	\$125,000	(\$65,000)		\$60,000	4%	8%
YWCA South Florida, Inc.	Court Supervision/Drop-In Child Care	\$115,000	(\$8,103)		\$106,897	37%	40%
Covenant House Florida, Inc.	Behavioral Health and Intervention Services	\$589,000	(\$350,000)		239,000	12%	30%
The Canaan Center, LLC	Respite Services	\$500,000	(\$250,000)		\$250,000	2%	5%
Broward Children's Center, Inc.	Medical Care Support Services	\$185,052	(\$50,000)		\$135,052	0%	
Boys Town South Florida, Inc	Advocacy Services	150,000		\$15,000	\$165,000	55%	62%
Healing Arts Institute of South Florida International, Inc.	Behavioral Health and Intervention Services	\$575,000		\$72,500	\$647,500	54%	62%
Helping Advance and Nurture the Development of Youth, Inc.	ECOSTA	\$132,132		\$60,000	\$192,132	52%	95%
Henderson Behavioral Health, Inc.	Behavioral Health and Intervention Services	\$362,406		\$50,000	\$412,106	63%	73%
Fort Lauderdale Independence Training and Education Center, Inc.	Independent Living/ Rental Assistance	\$495,000		\$125,000	\$620,000	55%	73%
ARC Broward, Inc.	Respite Services	\$697,570		\$73,500	\$771,070	17%	19%
JAFCO Children's Ability Center, Inc.	Advocacy Services	\$113,768		\$25,000	\$138,768	44%	49%
JAFCO Children's Ability Center, Inc.	Respite Services	\$697,570		\$75,000	\$772,570	38%	46%
Early Learning Coalition of Broward County, Inc.	Child Care Expense Assistance	\$2,342,795		\$250,000	\$2,592,795	41%	46%

Broward County Board of County Commissioners

Mark D. Bogen • Alexandra P. Davis • Lamar P. Fisher • Beam Furr • Steve Geller • Robert McKinzie • Nan H. Rich • Hazelle P. Rogers • Michael Udine  
www.broward.org



Sunshine Social Services, Inc d/b/a SunServe	Behavioral Health and Intervention Services	\$175,000		\$60,000	\$235,000	69%	100%
Women In Distress of Broward County, Inc.	Behavioral Health and Intervention Services	\$219,000		\$62,103	\$281,103	57%	80%
	<b>Subtotals:</b>		<b>(\$868,103)</b>	<b>\$868,103</b>			

# **Human Services Department Community Partnerships Division (CPD)**

## **Children's Services Section Fiscal Year 2025 YTD Utilization**



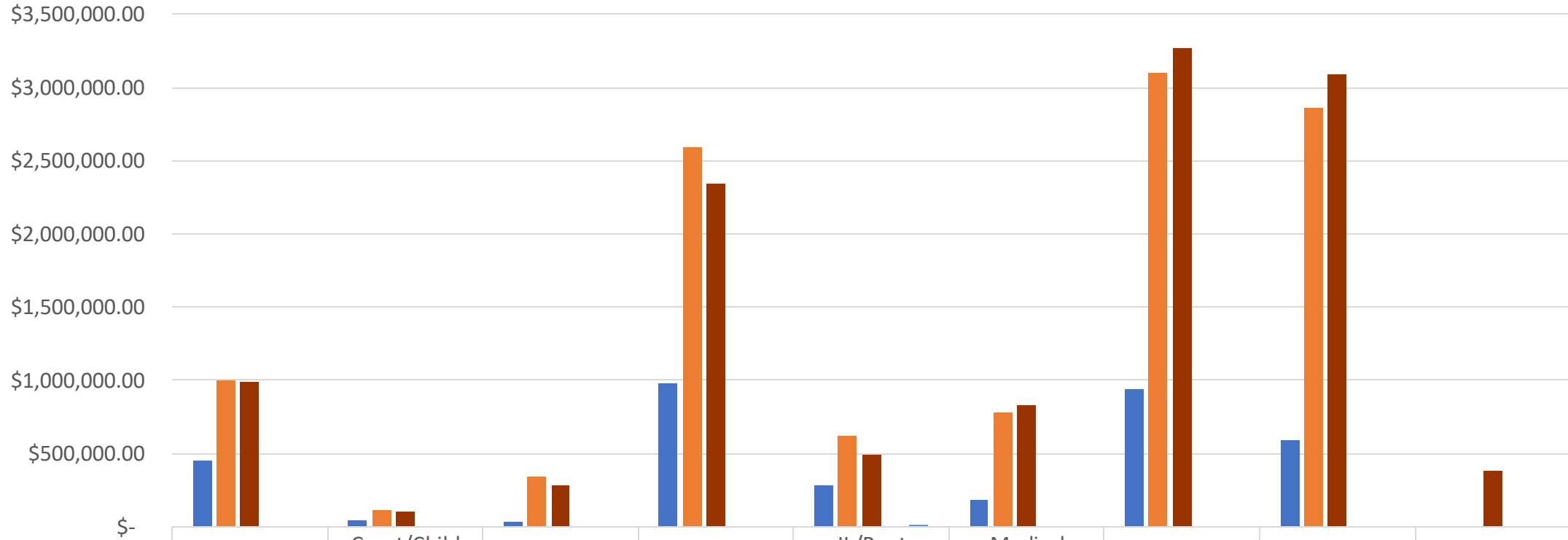
# CSA FY25 Outcome-Based YTD Utilization



# Outcome-Based Providers

Advocacy	Court Supervision	ECOSTA	IL/ Rent Assistance	Medical Support	BHIS	Respite	Substance Use- Dual Diagnosis
Ann Storck Center	YWCA	HANDY	FLITE	CDTC	CHC	ARC	SBHD
BCC		YWCA		BCC	Covenant House	BCC	
Boys Town		CIL			Healing Arts	JAFCO	
JAFCO					Henderson	ASC	
Legal Aid					KIDS	Cannan Center	
Parent 2 Parent					School Board (FC)		
CHC					SunServe		
					Women in Distress		
					CBCI		
					Harmony		
					PTSD		

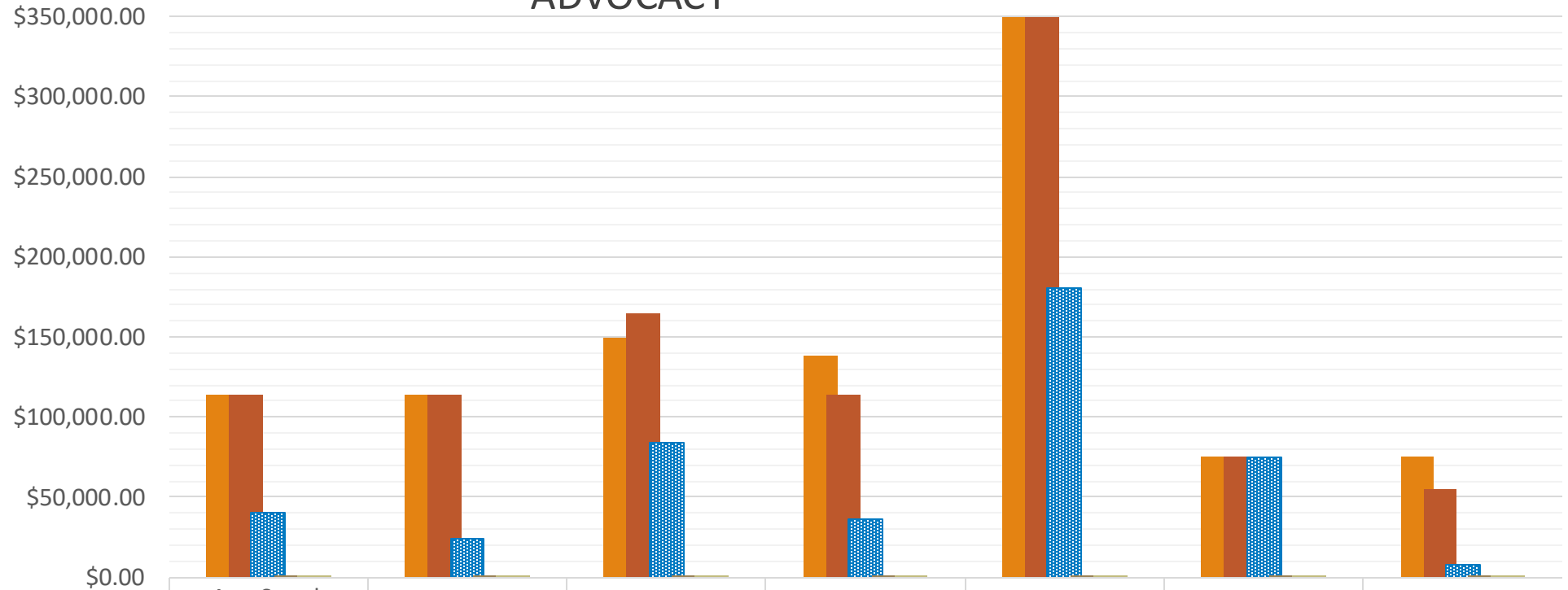
# CSA FY25 Outcome-Based Utilization YTD



	Advocacy	Court/Child Care	ECOSTA	ELC	IL/Rent Assistance	Medical Support	BHIS	Respite	SA/Dual
■ YTD Expenditures	\$447,396.33	\$42,818.49	\$29,768.98	\$979,696.40	\$279,981.00	\$184,417.54	\$940,664.15	\$593,804.89	\$-
■ Total Funding w/ Mid-Year Reallocation	\$996,302.00	\$115,000.00	\$342,132.00	\$2,592,795.00	\$620,000.00	\$782,997.00	\$3,098,952.00	\$2,866,210.00	\$-
■ Original Funding Amount	991,302.00	106,897.00	282,132.00	2,342,795.00	495,000.00	832,997.00	3,269,349.00	3,092,710.00	378,465.00
■ Utilization Rate w/ Reallocation	44.91%	37.23%	8.70%	37.79%	45.16%	23.55%	30.35%	20.72%	0.00%
■ Utilization Rate Before reallocation	45.13%	40.06%	10.55%	41.82%	56.56%	22.14%	28.77%	19.20%	0.00%

# CSA FY25 YTD Utilization By Provider w/ Mid-Year Reallocation

## ADVOCACY

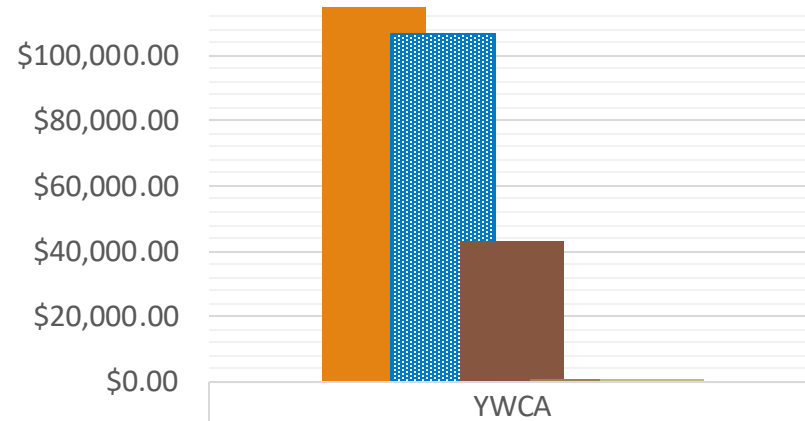


	Ann Storck Center	BCC	Boys Town	JAFECO	Legal Aid	Parent 2 Parent	CHC
Original Funding Amount	\$113,767.00	\$113,767.00	\$150,000.00	\$138,768.00	\$350,000.00	\$75,000.00	\$75,000.00
Total Funding w/ Mid-Year Reallocation	\$113,767.00	\$113,767.00	\$165,000.00	\$113,768.00	\$350,000.00	\$75,000.00	\$55,000.00
YTD Expenditures	\$40,421.25	\$23,939.38	\$83,916.06	\$36,461.99	\$180,314.26	\$75,000.00	\$7,343.39
Utilization Rate Before Reallocation	35.53%	21.04%	55.94%	26.28%	51.52%	100.00%	9.79%
Utilization Rate w/ Reallocation	35.53%	21.04%	50.86%	32.05%	51.52%	100.00%	13.35%

Service	Outcome/Indicator	Attainment by Provider
Advocacy	<p><b>Clients increased access to community or school resources and opportunities.</b></p> <p><b>1.1:</b> 80% of Clients access two (2) or more new community or school resources and opportunities within the first ninety (90) days of each initial term and option periods.</p> <p><b>1.2:</b> 80% of Clients implement two (2) or more strategies to navigate systems of care for their children within the first six (6) months of each initial term and option periods.</p>	<p>•<b>Ann Storck Center, Inc.</b> Outcome 1.1: MET Outcome 1.2: MET</p> <p>•<b>Boys Town South Florida, Inc.</b> Outcome 1.1: MET Outcome 1.2: MET</p> <p>•<b>Broward Children's Center, Inc.</b> Outcome 1.1: N/A Outcome 1.2: N/A</p> <p>•<b>Center for Hearing and Communication, Inc.</b> Outcome 1.1: MET Outcome 1.2: N/A</p> <p>•<b>JAFCO Children's Ability Center, Inc.</b> Outcome 1.1: MET Outcome 1.2: MET</p> <p>•<b>Legal Aid Service of Broward County, Inc.</b> Outcome 1.1: MET Outcome 1.2: MET</p> <p>•<b>Parent to Parent of Broward County Inc. d/b/a Family Network on Disabilities of Broward County</b> Outcome 1.1: MET Outcome 1.2: N/A</p>

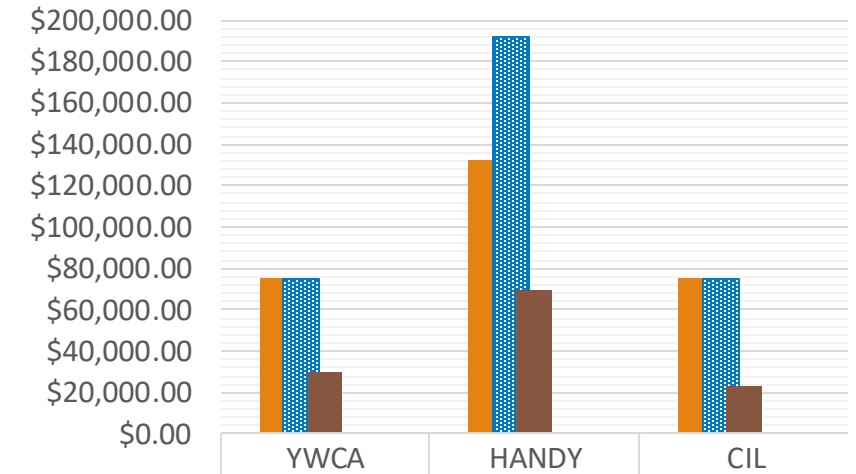
# CSA FY25 YTD Utilization By Provider w/ Mid-Year Reallocation

## COURT DROP-IN



Original Funding Amount	\$115,000.00
Total Funding w/ Mid-Year Reallocation	\$106,897.00
YTD Expenditures	\$42,818.49
Utilization Rate Before Reallocation	37.23%
Utilization Rate w/ Reallocation	40.06%

## ECOSTA



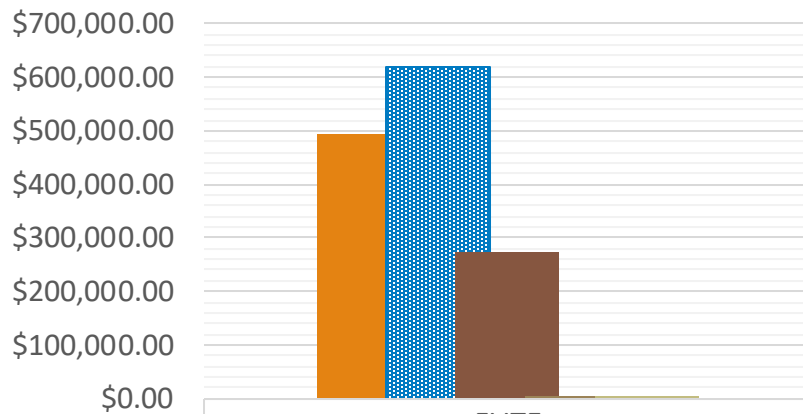
Original Funding Amount	\$75,000.00	\$132,132.00	\$75,000.00
Total Funding w/ Mid-Year Reallocation	\$75,000.00	\$192,132.00	\$75,000.00
YTD Expenditures	\$29,768.98	\$69,214.00	\$23,634.38
Utilization Rate Before Reallocation	39.69%	52.38%	31.51%
Utilization Rate w/ Reallocation	39.69%	36.02%	31.51%



Service	Outcome/Indicator	Attainment by Provider
ECOSTA	<p><b>Clients increase knowledge of employability and job retention skills.</b></p> <p><b>1.1:</b> 80% of Clients increase knowledge of employability and job retention skills quarterly.</p>	<p><b>•Center for Independent Living of Broward County, Inc.</b>  Outcome 1.1: MET  Outcome 2.1: N/A  Outcome 3.1: N/A</p> <p><b>• Helping Advance and Nurture the Development of Youth, Inc. (HANDY)</b>  Outcome 1.1: MET  Outcome 2.1: MET  Outcome 3.1: MET</p> <p><b>•YWCA South Florida, Inc.</b>  Outcome 1.1: MET  Outcome 2.1: N/A  Outcome 3.1: N/A</p>
	<p><b>Clients will obtain employment, intern, apprenticeship placement</b></p> <p><b>2.1:</b> 80% of Clients obtain job placement, or apprenticeship placement within six (6) months of starting the program.</p>	
	<p><b>Clients remain employed or placed in an internship or apprenticeship</b></p> <p><b>3.1:</b> 80% of Clients who are employed or placed in a paid internship or apprenticeship will remain in that position for at least three (3) months.</p>	

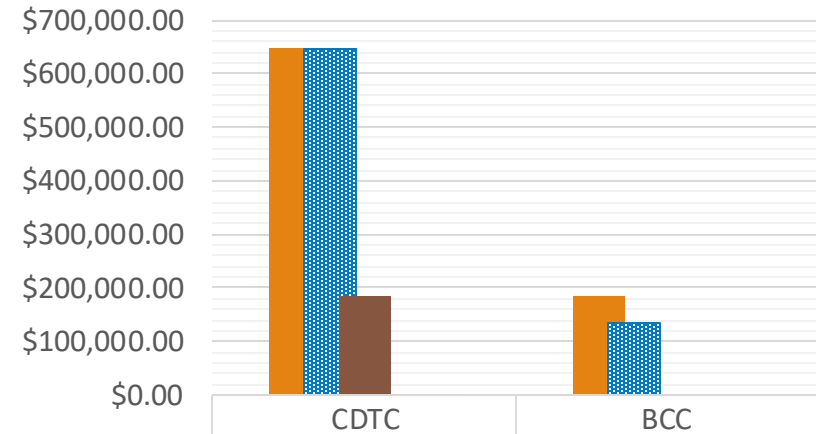
# CSA FY25 YTD Utilization By Provider w/Mid-Year Reallocation

## IL/ RENTAL ASSISTANCE



Original Funding Amount	\$495,000.00
Total Funding w/ Mid-Year Reallocation	\$620,000.00
YTD Expenditures	\$272,981.62
Utilization Rate Before Reallocation	55.15%
Utilization Rate w/ Reallocation	44.03%

## MEDICAL SUPPORT

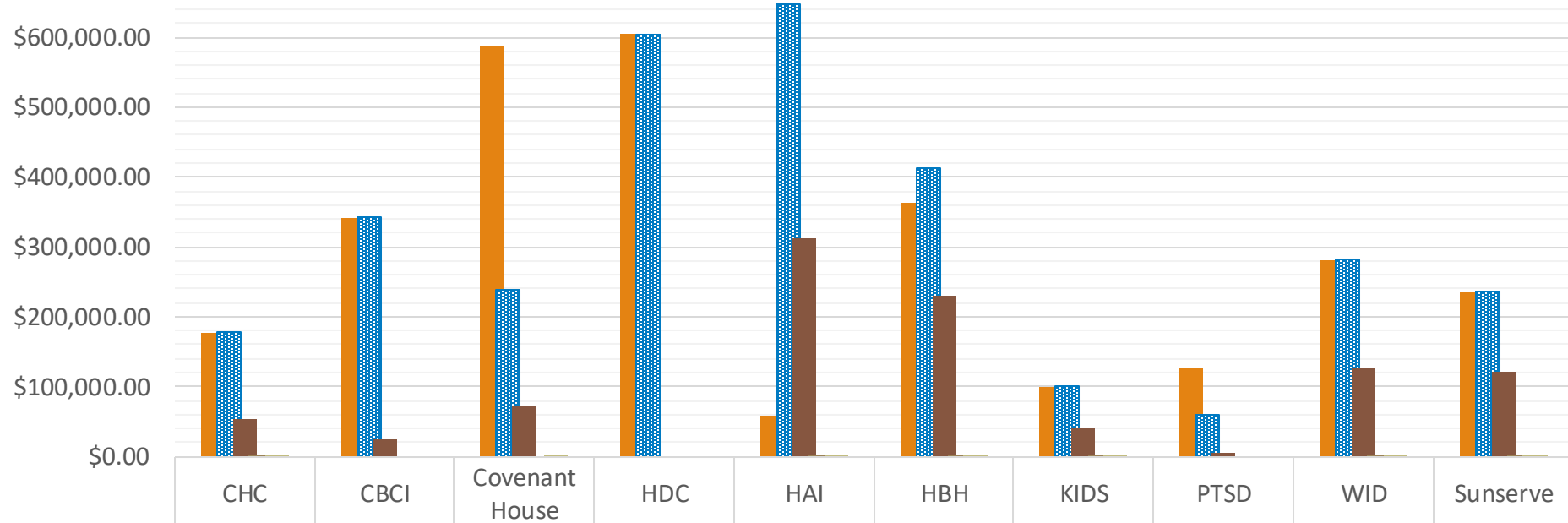


Original Funding Amount	\$647,945.00	\$185,052.00
Total Funding w/ Mid-Year Reallocation	\$647,945.00	\$135,052.00
YTD Expenditures	\$184,417.54	\$0.00
Utilization Rate Before Reallocation	28.46%	0.00%
Utilization Rate w/ Reallocation	28.46%	0.00%

Service	Outcome/Indicator	Attainment by Provider
Independent Living/ Rent Assistance	<b>Economic well- being</b>	<b>•Fort Lauderdale Independence Training &amp; Education Center, Inc.</b> Outcome 1.1: MET Outcome 2.1: MET Outcome 3.1: MET
	<b>1.1</b> 80% of new Clients successfully achieve at least one goal identified on their individualized service plan quarterly.	
	<b>Self sufficiency</b>	
	<b>2.1</b> 80% of Clients enrolled in the program who have improved independent living skills based on the post-assessment.	
	<b>Maintain housing</b>	
	<b>3.1</b> 80% of clients who receive rental assistance payments will remain housed during program enrollment.	
Medical Support	<b>The Client's needs are met through coordinated medical/nonmedical services.</b>	<b>•Broward Children's Center, Inc.</b> Outcome 1.1: N/A Outcome 2.1: N/A  <b>•Children's Diagnostic &amp; Treatment Center, Inc.</b> Outcome 1.1: MET Outcome 2.1: N/A
	<b>1.1</b> 80% of Clients receive at least one scheduled service as identified on their FSP each quarter.	
	<b>1.2</b> 80% of Clients have a reduction in acute illnesses requiring medical intervention within a three (3) month period.	

# CSA FY25 YTD Utilization By Provider w/ Mid-Year Reallocation

## BEHAVIORAL HEALTH & INTERVENTION SERVICES

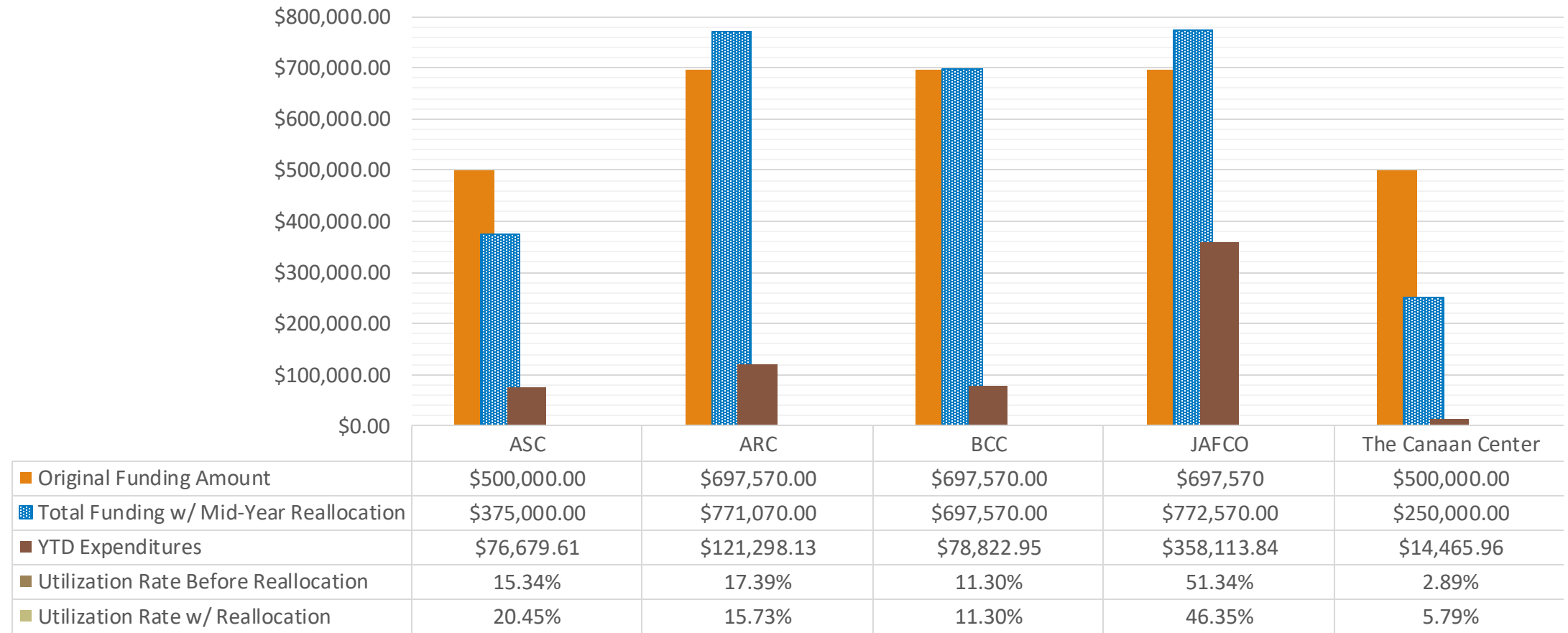


Original Funding Amount	\$177,943.00	\$342,000.00	\$589,000.00	\$604,000.00	\$57,500.00	\$362,406.00	\$100,000.00	\$125,000.00	\$281,103.00	\$235,000.00
Total Funding w/ Mid-Year Reallocation	\$177,943.00	\$342,000.00	\$239,000.00	\$604,000.00	\$647,500.00	\$412,406.00	\$100,000.00	\$60,000.00	\$281,103.00	\$235,000.00
YTD Expenditures	52,826.40	24,780.00	73,449.60	0.00	312,244.67	231,101.03	42,037.06	5,168.46	126,458.65	120,954.90
Utilization Rate Before Reallocation	29.69%	7.25%	12.47%	0.00%	543.03%	63.77%	42.04%	4.13%	44.99%	51.47%
Utilization Rate w/ Reallocation	29.69%	7.25%	30.73%	0.00%	48.22%	56.04%	42.04%	8.61%	44.99%	51.47%

Service	Outcome/Indicator	Attainment by Provider	
Behavioral Health and Intervention Services	<p><b>Clients improve wellness and wellbeing.</b></p> <p><b>1.1:</b> 80% of Clients improved their assessment score from the highest previous Assessment.</p> <p><b>1.2:</b> 80% of Clients achieve one or more Care Plan goals by the designated target date.</p>	<p>•Center for Hearing &amp; Communication, Inc.</p> <p>Outcome 1.1: MET Outcome 1.2: MET Outcome 2.1: MET Outcome 3.1: MET Outcome 4.1: N/A</p>	<p>•Henderson Behavioral Health, Inc.</p> <p>Outcome 1.1: MET Outcome 1.2: MET Outcome 2.1: MET Outcome 3.1: MET Outcome 4.1: MET</p>
	<p><b>Clients remain engaged.</b></p> <p><b>2.1:</b> 80% of Clients will decrease emotional and/or behavioral disturbances requiring therapeutic interventions while receiving services.</p>	<p>•Community Based Connections, Inc.</p> <p>Outcome 1.1: MET Outcome 1.2: MET Outcome 2.1: MET Outcome 3.1: MET Outcome 4.1: MET</p> <p>•Covenant House Florida, Inc.</p> <p>Outcome 1.1: MET Outcome 1.2: MET Outcome 2.1: MET Outcome 3.1: MET Outcome 4.1: MET</p>	<p>•Kids in Distress, Inc.</p> <p>Outcome 1.1: MET Outcome 1.2: MET Outcome 2.1: MET Outcome 3.1: MET Outcome 4.1: N/A</p> <p>•Parakletos Therapeutic Services &amp; Discipleship, LLC</p> <p>Outcome 1.1: N/A Outcome 1.2: N/A Outcome 2.1: N/A Outcome 3.1: N/A Outcome 4.1: N/A</p>
	<p><b>Clients improve ability to function in the community.</b></p> <p><b>3.1:</b> 80% of Clients are not admitted to a hospital emergency department, any crisis stabilization services, or a mental health inpatient department for behavioral or mental health-related conditions while receiving Services.</p>	<p>•Harmony Development Center, Inc.</p> <p>Outcome 1.1: N/A Outcome 1.2: N/A Outcome 2.1: N/A Outcome 3.1: N/A Outcome 4.1: N/A</p> <p>•Healing Arts Institute of South Florida International, Inc.</p> <p>Outcome 1.1: MET Outcome 1.2: MET Outcome 2.1: MET Outcome 3.1: MET Outcome 4.1: MET</p>	<p>•Sunshine Social Services, Inc d/b/a SunServe</p> <p>Outcome 1.1: MET Outcome 1.2: MET Outcome 2.1: MET Outcome 3.1: MET Outcome 4.1: N/A</p> <p>•The School Board of Broward County, Florida</p> <p>Outcome 1.1: N/A Outcome 1.2: N/A Outcome 2.1: N/A Outcome 3.1: N/A Outcome 4.1: N/A</p>
	<p><b>Decrease recidivism.</b></p> <p><b>4.1:</b> 80% of Clients who are involved in the juvenile justice system decrease legal interventions while enrolled and receiving Services."</p>	<p>•Women in Distress of Broward County, Inc.</p> <p>Outcome 1.1: MET Outcome 1.2: MET Outcome 2.1: MET Outcome 3.1: MET Outcome 4.1: N/A</p>	

# CSA FY25 YTD Utilization By Provider w/ Mid-Year Reallocation

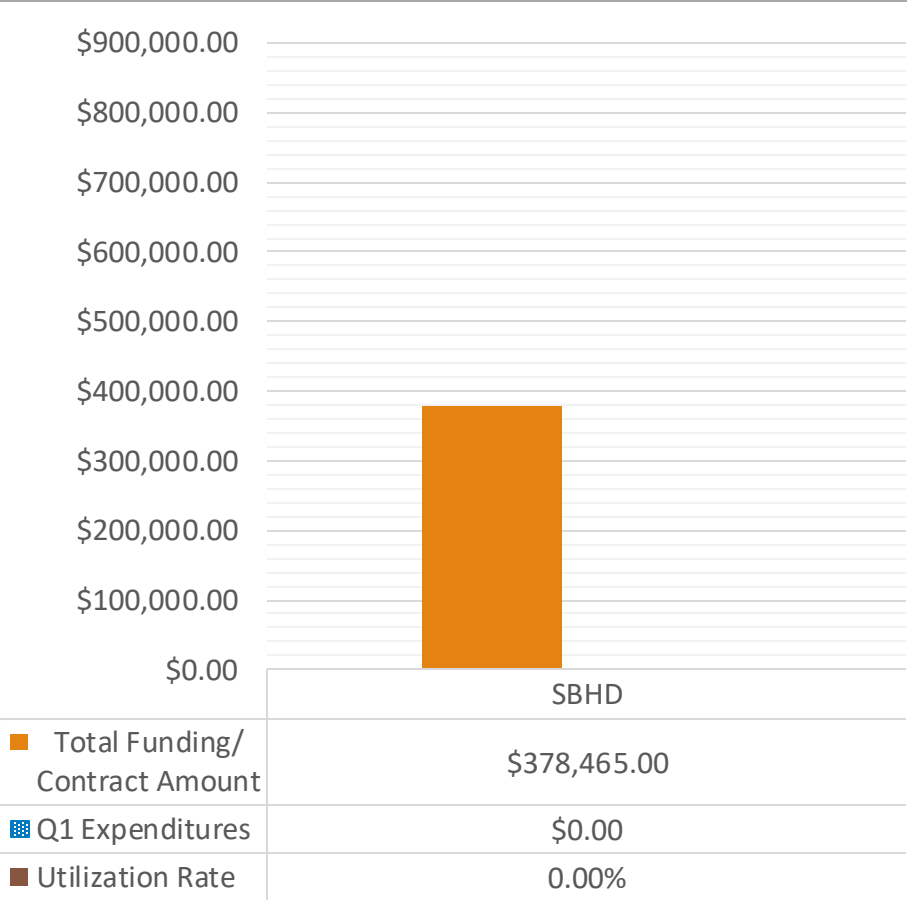
## RESPIRE



Service	Outcome/Indicator	Attainment by Provider
Respite	<p><b>Clients maintain or increase developmentally appropriate skills.</b></p> <p><b>1:</b> 80% of Clients served for at least six (6) months maintain or increase developmentally appropriate skills as evidence by the Assessment.</p>	<p>•<b>Ann Storck Center, Inc.</b> Outcome 1: N/A Outcome 2: N/A</p> <p>•<b>Arc Broward, Inc.</b> Outcome 1: N/A Outcome 2: N/A</p>
	<p><b>Caregivers experience improved wellbeing</b></p> <p><b>2:</b> 80% of new Clients' Caregivers demonstrate a decreased level of stress every three (3) months after initial intake, as indicated on the Assessment.</p>	<p>•<b>Broward Children's Center, Inc.</b> Outcome 1: N/A Outcome 2: N/A</p> <p>•<b>JAFCO Children's Ability Center, Inc.</b> Outcome 1: N/A Outcome 2: N/A</p> <p>•<b>The Canaan Center, LLC</b> Outcome 1: N/A Outcome 2: N/A</p>

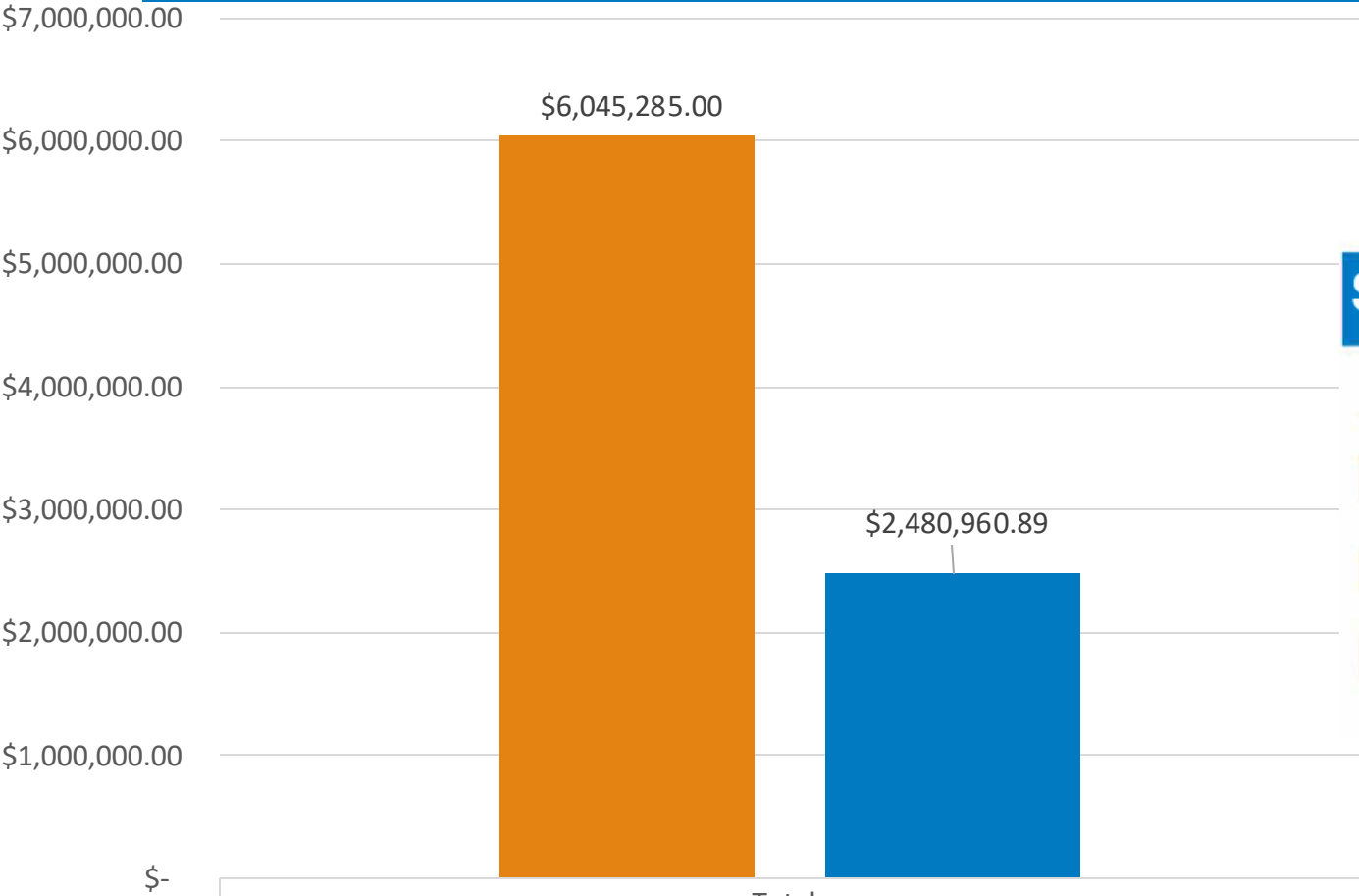
# CSA FY25 YTD Utilization By Provider

SUBSTANCE USE- DUAL DIAGNOSIS-  
CO-OCCURRING DISORDERS  
COUNSELING SERVICES





# CSA FY25 YTD Special Projects Utilization



## Special Projects Providers

- Boys & Girls Club of Broward County Caver
- Boys & Girls Club of Broward County Lauderhill
- Boys & Girls Club of Broward County Reitman
- Early Learning Coalition of Broward County Inc
- Junior Achievement of South Florida Financial Literacy
- Junior Achievement of South Florida Youth Workforce Development
- School Board of Broward County, Florida

Total Funding/Contract Amounts	\$6,045,285.00
YTD Expenditures	\$2,480,960.89

Total Funding/Contract Amounts    YTD Expenditures