



**INVESTMENT COMMITTEE
MEETING PACKAGE**

**Meeting
September 20, 2023**

INVESTMENT COMMITTEE MEETING

A regular meeting of the Investment Committee of Housing Finance Authority of Broward County, Florida, will be held on Wednesday, September 20, 2023, at 4:45pm, telephonically. Participants are encouraged to dial-in by phone. Details of the meeting are published in the [Broward County Sunshine Meeting Notices](#) and [Housing Finance Authority of Broward County](#) websites. The call-in information listed below.

Call-in number: 1-754-900-8519

Conference ID: 265 442 458#

CALLING OF THE ROLL

REGULAR AGENDA

1. Approval of February 15, 2023, Investment Committee Meeting Minutes

MOTION TO APPROVE the Investment Committee meeting minutes for February 15, 2023.

UPDATE ITEMS

2. Available, Restricted Cash, Cash Equivalents as of August 31, 2023
3. Trade Confirmation and Back-Up (February 2023 Investment Direction)
4. HFA Investment Report as of August 31, 2023

MOTION TO APPROVE the Housing Finance Authority Investment Committee reports as provided at the meeting for the period ending August 31, 2023, and authorizing the submission of the Investment Committee reports to the Executive Director for inclusion within the Executive Director's report.

5. Portfolio Review and Directives

DISCUSSION ITEM



6. MATTERS OF INVESTMENT COMMITTEE MEMBERS

7. NEXT INVESTMENT COMMITTEE MEETING

To be announced.

8. ADJOURNMENT

Agenda Subject to Change



ITEM 1

MINUTES
INVESTMENT COMMITTEE MEETING
Wednesday, February 15, 2023

A regular meeting of the Investment Committee (“IC”) of the Housing Finance Authority of Broward County, Florida, was held on Wednesday, February 15, 2023, at 4:45 p.m., in the 2nd Floor Conference Room located at 110 N.E. 3rd Street, Suite 201, Fort Lauderdale, Florida.

The meeting was called to order by Scott Ehrlich 4:45 p.m.

CALLING OF THE ROLL

Roll call was taken by Amalee Badreddine

IC Members Present

Scott Ehrlich, Chair
Ralph Stone, Vice Chair
Stephen Farmer, Member
Angela Bauldree, Member

IC Members Absent

Daniel D. Reynolds, Member

Staff

Norman Howard, Manager
Josephine Kotsioris, Manager
Andres Centeno, Office Specialist
Amalee Badreddine, Admin Assistant

Teleconference Participants Present

Debbie Zomermaand, Financial Advisor Services
Linda Dufresne, Dufresne CPA Services, P.A.
Evan Zacharia, Finance Administrative Services

REGULAR AGENDA

1. Approval of October 19, 2022, Investment Committee Meeting Minutes

Motion was made by Mr. Stone, seconded by Ms. Bauldree, to approve the October 19, 2022, Investment Committee Meeting Minutes.
The motion carried unanimously.

UPDATE ITEMS

2. Available, Restricted Cash, Cash Equivalents as of January 30, 2023

Ms. Zomermaand stated that there is approximately \$2 million in cash and cash equivalents, and \$1.5 million in a Wells Fargo operation account. Also, \$390,000 in funds will be received by the HFA which may be invested.



Q. Mr. Ehrlich asked how much operation cash is available on hand.

A. Ms. Dufresne stated that it was agreed by Mr. Howard and Ms. Zomermaand that \$1,000,000 seemed like a reasonable amount to invest. She also stated that \$390,000 will also be added, and some additional non-recurring income coming into the HFA funding.

Q. Mr. Ehrlich asked how much cash is sitting in an account that is not getting any interest and how much cash is sitting in a money market account.

A. Ms. Zomermaand stated that tab 5 of the portfolio provided at the meeting indicated a money market account with the Wells Fargo account which received 4.23 % interest as of January 31, 2023.

3. Trade Confirmation and Back-Up (October 2022 Investment Direction)

Ms. Zomermaand stated that there are policy and procedures that are followed in terms of confirmation. Also, there was a trade based on the October 2022 Investment Direction and that forms A through E included in the meeting materials are the forms required to be provided.

Q. Mr. Stone asked if it the amount \$2.5 million.

A. Ms. Zomermaand confirmed that this was an investment of \$2.5 Million.

4. HFA Investment Report as of January 31, 2023

Motion was made by Mr. Farmer and seconded by Mr. Stone to approve the Housing Finance Authority Investment Committee reports at the meeting for the period ending January 31, 2023; and authorizing the submission of the Investment Committee reports to the Executive Director for inclusion within the Executive Director's report. ***No further discussion on this matter.***

Motion was made by Mr. Farmer and seconded by Mr. Stone to approve the Housing Finance Authority Investment Committee reports at the meeting for the period ending January 31, 2023; and authorizing the submission of the Investment Committee reports to the Executive Director for inclusion within the Executive Director's report.
The motion carried unanimously.

5. Portfolio Review and Directives

Ms. Zomermaand stated that there were a few items included within the portfolio review including a portfolio maturity schedule. She also stated that the next investment area will be 2029 however, a yield curve was included for any comments. A matrix was included to show how the HFA funds have been performing against the benchmark.

Mr. Ehrlich asked to elaborate on a document received from BNY Mellon which included money receiving very low market yields. He also mentioned that this money was yielding more on the Wells Fargo money market and asked for recommendations on how to improve it.

Mr. Farmer stated that these securities were bought a year ago, before the market changed and now contain unrealized loss.

Mr. Stone added that there was a period when interest rates were very low, and the fund manager was generating expenses greater than the HFA. Given the situation, it was decided that the accounts would be managed by the HFA. He also stated that HFA management of the accounts was similar to Broward County's and recommended not to change this structure.

Q. Mr. Stone asked if there was a time when the investments were being sold before the maturity date.

A. Ms. Zomermaand stated that she does not recall of any investments being sold before maturity. She also referenced section 7 of the investment policy and Florida Statutes regarding Mr. Ehrlich's question on the low interest rates.

Q. Mr. Ehrlich asked how much money is sitting cash and what are the average cash needs to operate.

A. Mr. Howard stated that the balance is approximately \$800,000. Ms. Zomermaand added that there is approximately \$2 million in the Wells Fargo account in very short order and half a million in the custody account with Bank of NY. Ms. Zomermaand stated that \$600,000 to \$900,000 is usually kept in the operating account and half a million in the Bank of NY account.

Mr. Stone asked Ms. Zomermaand to provide an explanation of a possible \$1 million investment that was discussed between them.

Ms. Zomermaand stated that \$1 million could be moved to the 4.23% money market account or it could be invested in the market. It would typically go into the \$1 million in 2029 however, the years 2023 to 2025 have smaller investments. She then deferred to the committee for recommendations.

Mr. Stone asked if the \$1 million could be put into the money market until September 2023 when the HFA will receive additional sources of income, and will there be any closing that will add to the investment amount.

Ms. Zomermaand stated that was a possibility, and additional funds could be added to the money market account.

Q. Mr. Farmer asked what the anticipated investment amount in September 2023 is.

A. Ms. Zomermaand stated that it would be approximately \$2.5 million to \$3 million depending on how many deals are closed.

Mr. Stone stated that given the situation with the money market, he made a recommendation to follow Ms. Zomermaand's perspective and follow up in September to make a future investment decision at that time.

Mr. Farmer stated that he agreed with Mr. Stone's recommendation however, mentioned to try to lock in interest rates in the future for a longer term.

Q. Mr. Ehrlich asked what the options are for longer interests' rates.

A. Mr. Farmer stated that options would be to invest now and lock in the rates with the \$2 million or wait until October 2023 and roll them over at that time.

Mr. Farmer recommended to lock in the \$2 million with the current rates. He then asked for clarification of the investment amount.

Ms. Zomermaand clarified that the investment amount available was \$1 million.

Motion was made by Mr. Farmer and seconded by Mr. Stone to roll the \$1 million into a security with a maturity date in 2025 within a security that's allowable based within the investment policy. The motion carried unanimously.

Ms. Zomermaand reminded the committee to complete the investment committee direction forms which need to be signed by Mr. Farmer.

6. MATTERS OF INVESTMENT COMMITTEE MEMBERS

There were no matters of investment committee members.

7. NEXT INVESTMENT COMMITTEE MEETING

To be announced.

8. ADJOURNMENT

Chairman Ehrlich hearing no further comments, questions or discussions called a motion A to adjourn the meeting.

Motion was made by Chairman Mr. Ehrlich and seconded by Mr. Stone to adjourn the February 15, 2023, Investment Committee meeting at 5:15 p.m. The motion carried unanimously.

ITEM 2

**Housing Finance Authority of Broward County
Investment Committee Meeting
September 20, 2023**

UPDATE ITEMS

Available, Restricted Cash, Cash Equivalents as of August 31, 2023.

<u>Available Cash and Equivalents</u>	
<i>Cash-Wells Fargo Operation Acct.</i>	\$ 1,054,431
<u><i>Cash/Short-Term Bank of NY Custody Acct.</i></u>	872,938
<i>Total Available Cash and Equivalents</i>	<u>\$ 1,927,369</u>
<u>Restricted Cash and Equivalents</u>	
<i>Cash</i>	\$ 6,707
<u><i>Indemnification Fund (Bank of NY)</i></u>	956,306
<i>Total Restricted Cash and Equivalents</i>	<u>\$ 963,013</u>
<i>Total Cash and Equivalents</i>	<u>\$ 2,890,382</u>
<i>Investments- BNY Mellon Custody Account</i>	<u>\$ 12,477,726</u>

ITEM 3

**Housing Finance Authority of Broward County
Investment Committee Meeting
September 20, 2023**

Trade Confirmation and Back-up – February 2023 Investment Direction

Enclosed – If Applicable

- a. Executed Investment Direction Securities *Purchase Form*
- b. Investment Indicative Offers Form
- c. Yield Indications
- d. Investment Direction Form
- e. Yield Confirmation Form

a. Executed Investment Direction Securities Purchase Form

**Housing Finance Authority of Broward County, Florida
Investment Committee Securities Direction Form**

PURCHASES

Investment Committee Meeting Date: February 15, 2023

On the meeting dated referenced above the Investment Committee authorized the PURCHASE of the following securities*:

Conditions: Yes No

Condition Details: Invest within \$1 million for September 2025 at the best available rate for the securities.

Investment Amount:	1,000,000			
Maturity Date/Range:	Sept 2025			
Settlement Date/Range:	N/A			
Other:	Cash Available			
Other:				

Investment Amount:				
Maturity Date/Range:				
Settlement Date/Range:				
Other:				
Other:				

Investment Amount:				
Maturity Date/Range:				
Settlement Date/Range:				
Other:				
Other:				

* Eligible Securities include any security meeting the criteria specified within Section 6.(a)-(c) of the HFA's Investment Policy and listed within the Investment Indicative Offers Form. HFA staff will obtain indicative rates per HFA policy and purchase the highest yielding security meeting the above specifications.

Motion By:

Name:

Stephen Farmer

Signature:

[Signature]

Second By:

Name:

RALPH STONIE

Signature:

[Signature]

b. Investment Indicative Offers Form

Housing Finance Authority of Broward County, Florida
Investment Indicative Offers Form

To: Matthew Menzel, BNY Mellon Capital Markets, LLC, (212) 815-5791
matthew.menzel@bnymellon.com

From: Josephine Kotsioris

CC: Lauren Dehner, Lauren.Dehner@BNYMellon.com
Harmon, Tomeshia, Tomeshia.Harmon@bnymellon.com

Date: February 27, 2023

Please provide indicative offers for securities meeting the following criteria¹:

Indicative Offer Date (Prior to 9:00 a.m.): February 28, 2023

Trade Settlement Date: February 28, 2023

Maturity Date/Range: September 2025

Investment Amount: \$1,000,000

Eligible Investment Instruments²: Funds in the investment portfolio shall be limited to the following eligible securities. Marginable accounts, short sales (where the Authority does not own the underlying security), and investments in any derivative securities (including interest only or principal only and inverse floaters investments) are prohibited unless specifically designated below:

- a. Direct obligations, or obligations, of the United States Government, the principal and interest of which are unconditionally guaranteed by the United States Government, including bonds, notes, and other obligations. Such securities will include, but not be limited to, the following:
 1. Cash Management Bills, 2. Treasury Bills, 3. Treasury Notes, and 4. Treasury Bonds.
- b. Bonds, notes, and other obligations of any federal agency whose obligations represent the full faith and credit of the United States Government. Such securities will include, but not be limited to, the following:
 1. Farmers Home Administration—Certificate of beneficial ownership, 2. Federal Housing Administration Debentures, 3. United States Department of Housing and Urban Development Project notes and local authority bonds, 4. Government National Mortgage Association (GNMA or "Ginnie Mae") and 5. Department of Veterans Affairs (VA).
- c. Bonds, debentures, or notes issued by Government Sponsored Enterprises (GSEs), which carry the implicit backing of the United States Government, but are not direct obligations of the United States Government. Such securities will include issuances from, but not be limited to, the following:
 1. Federal Home Loan Bank System (FHLB)—Senior debt obligations, 2. Federal Farm Credit Bank (FFCB), 3. Federal Home Loan Mortgage Corporation (FHLMC or "Freddie Mac")—Participation certificates, senior debt obligations. 4. Federal National Mortgage Corporation (FNMA or "Fannie Mae")—Participation certificates,

¹ Investment Committee Direction/March 21, 2018 – HFA Board/April 18, 2018.

² Investment Committee Direction/March 21, 2018 – HFA Board/April 18, 2018.

senior debt obligations and 5. Federal Agricultural Mortgage Corporation (FRM or "Farmer Mac")— Participation certificates, senior debt obligations.

c. Yield Indications

Kotsioris, Josephine

From: Menzel, Matthew C <matthew.menzel@bnymellon.com>
Sent: Monday, February 27, 2023 4:29 PM
To: Kotsioris, Josephine; Dehner, Lauren
Cc: Howard, Norman; Ryan, Frances C
Subject: RE: Housing Finance Authority of Broward County - Indications

External Email Warning

This email originated from outside the Broward County email system. Do not reply, click links, or open attachments unless you recognize the sender's email address (not just the name) as legitimate and know the content is safe. Report any suspicious emails to ETS Security by selecting the Phish Alert Report button.

T-Notes 3.50 9/15/2025 4.55 yield 91282CFK2

FHLMC .375 9/23/2025 4.55 yield 3137EAEX3

Indications only - prices subject to change.

Regards,

Matt

Matthew C. Menzel - Director • BNY Mellon Capital Markets, LLC
BNYMCM • Tel 212.815.5791 • Fax 212.815.6452 • matthew.menzel@bnymellon.com

For informational purposes only; from sources believed reliable, but may not be accurate or complete. This information: is subject to change; is not a recommendation/offer/solicitation to buy/sell/hold any financial instrument, adopt any investment strategy or enter into any transaction and; is not legal, tax, credit or accounting advice. This material is not intended to be distributed or used in any jurisdiction in which such distribution or use is unlawful or unauthorized, or where there would be, by virtue of such distribution or use, new or additional registration requirements. **Do not submit instructions by email.** The Firm or its affiliates may have a direct or indirect financial interest in the financial instruments/transactions referenced and may provide products and services to the issuers thereof. **Past performance is not indicative of future returns. Financial instruments: are not FDIC insured (other than CDs); are not deposits or obligations of or guaranteed by the Firm or any bank or non-bank affiliate.** Investments involve risk including possible loss of principal and other risks that are not referenced. The Firm is a wholly owned, indirect non-bank subsidiary of The Bank of New York Mellon Corporation, is a member of FINRA/SIPC, and is solely responsible for its obligations and commitments. For further details, see: <https://www.bnymellon.com/us/en/disclaimers/business-disclaimers.jsp#capmarkets-us>.

This message is intended for the internal use of named recipient(s) only and may contain confidential, proprietary or legally privileged information which may not be reproduced, redistributed, or copied in whole or in part without prior consent. No confidentiality or privilege is waived by any mistransmission. If you receive this message in error, please delete all copies and notify the sender. You are not authorized to use, disclose, distribute, print or copy any part of this message if you are not the intended recipient. The Firm reserves the right to monitor and retain all incoming and outgoing communications. The Firm does not accept liability nor warrant that email communications are virus or defect free.

From: Kotsioris, Josephine <JKOTSIORIS@broward.org>
Sent: Monday, February 27, 2023 3:10 PM
To: Dehner, Lauren <Lauren.Dehner@BNYMellon.com>; Menzel, Matthew C <matthew.menzel@bnymellon.com>
Cc: Howard, Norman <NHOWARD@broward.org>
Subject: Housing Finance Authority of Broward County - Investment

Good Afternoon Lauren/Matthew –
Attached is Broward County Housing Finance Authority investment indicative offers for securities information, please process on 2/28/23.
Please confirm receipt.

Josie

Josie Kotsioris, Manager

Housing Finance Authority of Broward County

110 NE 3rd St, Suite 300 | Fort Lauderdale, Florida 33301

jkotsioris@broward.org

Direct: 954-357-4925

Broward.org/Housing | Broward.org/HFA



Under Florida law, most e-mail messages to or from Broward County employees or officials are public records, available to any person upon request, absent an exemption. Therefore, any e-mail message to or from the County, inclusive of e-mail addresses contained therein, may be subject to public disclosure.

This is for informational purposes only; from sources the Firm believes reliable; may not be accurate or complete; is subject to change; is not a recommendation or offer to buy/sell a financial instrument or adopt any investment strategy; is not legal, tax, credit or accounting advice. Do not use e-mail to submit any instructions acceptances are at your risk. The Firm or its affiliates lends to, borrows from and provides other products/services to issuers and others, receives compensation therefor, and periodically has a direct or indirect financial interest in the financial instruments/transactions indicated.

Additional risks may exist that are not referenced. Past performance is not indicative of future returns. Other than CDs, financial instruments: are not FDIC insured; are not deposits or other obligations of and are not guaranteed by the Firm or any bank or non-bank affiliate; and involve investment risk including possible loss of principal. The Firm is a wholly owned, indirect non-bank subsidiary of The Bank of New York Mellon Corporation, and a member of FINRA and SIPC, and is solely responsible for its obligations and commitments.

The information contained in this e-mail, and any attachment, is confidential and is intended solely for the use of the intended recipient. Access, copying or re-use of the e-mail or any attachment, or any information contained therein, by any other person is not authorized. If you are not the intended recipient please return the e-mail to the sender and delete it from your computer. Although we attempt to sweep e-mail and attachments for viruses, we do not guarantee that either are virus-free and accept no liability for any damage sustained as a result of viruses.

Please refer to <https://disclaimer.bnymellon.com/eu.htm> for certain disclosures relating to European legal entities. Please note that we may use tracking pixels to monitor your interaction with reports and data delivered via this email. We take our data protection and privacy responsibilities seriously and our privacy notice explains how we collect, use and share personal information in the course of our business activities. It can be accessed at the privacy section of www.bnymellon.com.

d. Investment Direction Form

Housing Finance Authority of Broward County, Florida
Investment Direction Form

To: Matthew Menzel, BNY Mellon Capital Markets, LLC, (212) 815-5791
matthew.menzel@bnymellon.com

From: Josie Kotsioris

CC: Lauren Dehner, Lauren.Dehner@bnymellon.com
Harmon, Tomeshia, Tomeshia.Harmon@bnymellon.com

Date: February 28, 2023

RE: Broward HFA Custody Account #762278

PLEASE EXECUTE THE FOLLOWING TRADE

Trade Settlement Date: February 28, 2023

Security: FHLMC 3137EAEX3

Coupon: .375

Maturity Date: 9/23/2025

Yield Indication: 4.55

Investment Amount: \$1,000,000

Approved By:

Name: Josie Kotsioris

Signature: 

Name: Ralph Stone

Signature: 

Attachments:

Broward HFA - Investment Direction Form

e. Yield Confirmation Form



BNY MELLON

The Bank of New York Mellon Trust Company, N.A.

Statement Period 02/01/2023 Through 02/28/2023
Account 762278 Base Currency = USD
BROWARD HFA CUSTODY ACCT

Statement of Assets Held by Asset Classification

Shares/Par Value	Asset Description	Market Price	Market Value	Cost	Average Cost	Accrued Income	Estimated Income	Market Yield
FIXED INCOME								
955,000.000	FEDERAL HOME LOAN BANKS CUSIP: 313383YJ4 MATURITY DATE: 09/08/2023 RATE: 3.375% MOODY'S Aaa S&P AA+	99.03100	945,746.05	988,175.15	103.47384	15,488.91	32,231.25	3.41%
855,000.000	FEDERAL HOME LOAN BANKS CUSIP: 3133X8EW8 MATURITY DATE: 08/15/2024 RATE: 5.375% MOODY'S Aaa S&P AA+	100.24500	857,094.75	976,648.36	114.22788	2,042.50	45,956.25	5.36%
1,108,000.000	FEDERAL HOME LOAN MORTGAGE CORP CUSIP: 3137EAEX3 MATURITY DATE: 09/23/2025 RATE: 0.375% MOODY'S Aaa S&P AA+	89.86100	995,659.88	997,007.87	89.98266	1,823.58	4,155.00	0.42%
931,000.000	UNITED STATES TREASURY NOTE/BOND CUSIP: 9128285C0 MATURITY DATE: 09/30/2025 RATE: 3.000% MOODY'S Aaa	96.12500	894,923.75	991,369.53	106.48437	11,663.08	27,930.00	3.12%
1,827,000.000	UNITED STATES TREASURY NOTE/BOND CUSIP: 912828YG9 MATURITY DATE: 09/30/2026 RATE: 1.625% MOODY'S Aaa	90.98100	1,662,222.87	1,944,755.86	106.44531	12,397.50	29,688.75	1.79%
6,356.720	FANNIE MAE POOL CUSIP: 31378KZR8 MATURITY DATE: 09/01/2027 MATURITY PAYMENT DATE: 09/25/2027 RATE: 6.150% ORIG-FACE: 1,132,632.000	99.69800	6,337.52	6,514.51	102.48225	32.58	390.94	6.17%
2,031,000.000	UNITED STATES TREASURY NOTE/BOND CUSIP: 91282CAL5 MATURITY DATE: 09/30/2027 RATE: 0.375% MOODY'S Aaa	84.09400	1,707,949.14	1,996,568.20	98.30469	3,180.41	7,616.25	0.45%
5,568.680	GINNIE MAE II POOL CUSIP: 36208SK92 MATURITY DATE: 10/01/2027 MATURITY PAYMENT DATE: 10/20/2027 RATE: 6.150% ORIG-FACE: 1,117,636.000	101.35600	5,644.19	5,646.73	101.40159	28.54	342.47	6.07%
18,468.130	GINNIE MAE II POOL CUSIP: 36209PLU9 MATURITY DATE: 06/01/2028 MATURITY PAYMENT DATE: 06/20/2028	100.93300	18,640.44	18,312.16	99.15546	83.88	1,006.51	5.40%

e 068239 n 053727 a 02 t DOM l W s 189,994



Cash And Security Transactions
Posting Date

Report ID: ICAS0011
Reporting Currency: USD

762278 - BROWARD HFA CUSTODY ACCT

Real-Time 2/28/2023 2:06:12 PM EST

Tran Type	Description	CUSIP/CINS	Trade / Ex Date	Shares/Par/Amount	Local Amount	Reporting Equivalent
	Cash Detail Transaction Type	ISIN	Settle / Pay Date	Local Price/Rate		
	Trading Broker	Reference Number	Cash Post Date	Local Principal		
	Clearing Broker	Client Reference	Cash Value Date	Local Income		
	Linked Transaction Description	Event ID	Transaction Status			
		Market Reference	Post Timestamp			
		Settlement Policy				
S	STIF REDEMPTION	X9USDBLYT			998,796.83	998,796.83
	STIF REDEMPTION	X9X9USDBLYT6	2/28/2023			
	BLACKROCK TREASURY TRUST INSTL 10	GSF2302281044482	2/28/2023			
	STIF REDEMPTION TRANS #: 1044482	GSF2302281044482	2/28/2023			
	DESC: X9X9USDBLYT6 BLACKROCK TREASURY TRUST INSTL 10					
	TRADE DATE: 2023-02-28 SETTLE DATE: 2023-02-28					
	NOMINAL/QUANTITY: 998,796.830					
BUY						
B	Purchase	3137EAEX3	2/28/2023	1,108,000.0000	-998,796.83	-998,796.83
	SECURITY PURCH-DR	US3137EAEX33	2/28/2023	89.9826601000		
	FEDERAL HOME LN MTG C 0.375 23SEP25	1230590316236	2/28/2023	-997,007.87		
	BNY MELLON CAPITAL MARKETS,LLC	20230228762080	2/28/2023	-1,788.96		
	BANK OF NEW YORK MELLON		2023-02-28			
	GSP #: 1230590316236 UNITS/QNTY: 1,108,000.0000		13:36:22.3869			
	TRADE DT: 23FEB28 CONT SET DT: 23FEB28 CALL/MAT	Actual	38			
	DT: 23FEB28					
	SEDOL #: BNBTL70 ISIN #: US3137EAEX33					

Some fee information may be missing from this report for up to an hour after a trade has been made.

Equivalent currency amounts indicate approximate equivalents calculated at market rates as of the date the report is generated. Projected Russian ruble (RUB) or equivalent cash balances represent amounts that are (i) anticipated to be paid by the issuer or (ii) pending credit to your account until all relevant sanctions or other restrictions are lifted by the governments of Russia, the United States, Canada, the European Union and/or the United Kingdom.

ITEM 4

Housing Finance Authority of Broward County
Investment Committee Meeting
September 20, 2023

Request approval of the HFA's Investment Reports as of August 31, 2023, consisting of the following attachments:

1. Graph - HFA Portfolio Maturities Custody Account (*Attached*)
2. Investment Performance Matrix – Y2023 Performance (*Attached*)
3. BNY Mellon Custody Statement – August 1, 2023, through August 31, 2023
(*Attached*)

Approve the Housing Finance Authority Investment Committee reports as provided at the meeting for the period ending August 31, 2023; and authorizing the submission of the Investment Committee reports to the Executive Director for inclusion within the Executive Director's report.

ATTACHMENT 1

HFA Portfolio Maturities Custody Account August 31, 2023



ATTACHMENT 2

**Housing Finance Authority of Broward County Florida
Investment Performance - 2023**

2023	Florida Local Government		3 Month Treasury Yield	Investment Policy Change Recommended		
	HFA Custody Account	Investment Trust -		Yes	No	Meeting Date
	BoNY	Day to Day Fund*				
January	3.0200%	0.0000%	4.7000%			No Meeting
February	0.0000%	0.0000%	0.0000%			2/15/2023
March	0.0000%	0.0000%	0.0000%			
April	0.0000%	0.0000%	0.0000%			
May	0.0000%	0.0000%	0.0000%			
June	0.0000%	0.0000%	0.0000%			
July	0.0000%	0.0000%	0.0000%			
August	0.0000%	0.0000%	0.0000%			
September	0.0000%	0.0000%	0.0000%			
October	0.0000%	0.0000%	0.0000%			
November	0.0000%	0.0000%	0.0000%			
December	0.0000%	0.0000%	0.0000%			

30 Day Yield

2022	Florida Local Government		3 Month Treasury Yield	Investment Policy Change Recommended		
	HFA Custody Account	Investment Trust -		Yes	No	Meeting Date
	BoNY	Day to Day Fund*				
January	2.4300%	0.1000%	0.2200%			No Meeting
February	2.4100%	0.1500%	0.3500%			
March	2.4600%	0.1300%	0.5200%			
April	2.5100%	0.2200%	0.8500%			No Meeting
May	2.5400%	0.3700%	1.1600%			
June	2.6000%	0.6300%	1.7200%			
July	2.6200%	0.9700%	2.4100%			No Meeting
August	2.7100%	1.4200%	2.9600%			
September	2.7600%	1.8600%	3.3000%			
October	2.8900%	2.0400%	4.2200%		X	Meeting
November	3.0200%	3.1200%	4.3700%			
December	3.0400%	3.2500%	4.4200%			

30 Day Yield

2021	Florida Local Government		3 Month Treasury Yield	Investment Policy Change Recommended		
	HFA Custody Account	Investment Trust -		Yes	No	Meeting Date
	BoNY	Day to Day Fund*				
January	2.4600%	0.0800%	0.0600%			1/20/2021
February	2.4600%	0.0900%	0.0400%		X	
March	2.4900%	0.0400%	0.0300%			
April	2.4600%	0.0500%	0.0100%			No Meeting
May	2.4900%	0.0400%	0.0100%			
June	2.4700%	0.0400%	0.0500%			
July	2.4100%	0.0300%	0.0600%			No Meeting
August	2.4000%	0.0200%	0.0400%			
September	2.3200%	0.0200%	0.0400%			
October	2.3100%	0.0200%	0.0500%		X	10/20/2021
November	2.4100%	0.0300%	0.0500%			
December	2.4100%	0.0800%	0.0600%			

30 Day Yield

2020	Florida Local Government		3 Month Treasury Yield	Investment Policy Change Recommended		
	HFA Custody Account	Investment Trust -		Yes	No	Meeting Date
	BoNY	Day to Day Fund*				
January	3.0500%	1.6800%	1.5500%		X	1/15/2020
February	3.0100%	1.6900%	1.2700%			
March	2.8000%	1.2700%	0.1100%			
April	2.7100%	0.8000%	0.0900%		X	No Meeting Covid Canc
May	2.6500%	0.5600%	0.1400%			
June	2.5200%	0.4500%	0.1600%			
July	2.5100%	0.3400%	0.0900%			No Meeting Covid Canc
August	2.4900%	0.2400%	0.1100%			
September	2.4700%	0.1800%	0.1000%			
October	2.4200%	0.1700%	0.0900%			No Meeting Covid Canc
November	2.4300%	0.1500%	0.0800%			
December	2.2500%	0.1000%	0.0900%			

* 30 Day Yield

* 30 Day Yield

1 Note - Report was not available for inclusion within the performance matrix.

ATTACHMENT 3



BNY MELLON

The Bank of New York Mellon Trust Company, N.A.

Account Statement

Statement Period 08/01/2023 Through 08/31/2023

Account 762278 Base Currency = USD
BROWARD HFA CUSTODY ACCT

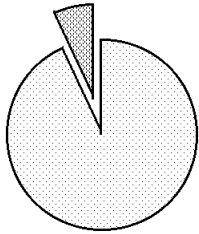
CLIENT SERVICE MANAGER: LAUREN DEHNER
4655 SALISBURY RD STE 300
AIM-324-0000
JACKSONVILLE, FL 32256
904-645-1918
LAUREN.DEHNER@BNYMELLON.COM

Go Paperless.

Securely access your accounts online to view your statements. Ask your BNY Mellon contact how we can help you access your account balances and activity in real time, receive your reports, enter your own transactions or submit an audit confirmation online. Also be sure to ask how NEXEN(SM) Gateway, our new cloud-based ecosystem, can help you.

Visit us at www.bnymellon.com

Account Overview



Asset Classification		Market Value
FIXED INCOME	94%	12,477,726.13
CASH AND SHORT TERM	6%	872,938.31
TOTAL OF ALL INVESTMENTS	100%	13,350,664.44

Summary of Assets Held by Asset Classification

Asset Classification	Market Value	Cost	Accrued Income	Estimated Annual Income	Market Yield
FIXED INCOME	12,477,726.13	13,493,739.63	102,813.21	347,112.80	2.78 %
CASH AND SHORT TERM	872,938.31	872,938.31	0.00	45,591.06	5.22 %
ACCOUNT TOTALS	13,350,664.44	14,366,677.94	102,813.21	392,703.86	2.94 %

Summary of Cash Transactions by Transaction Category

Transaction Category	Current Period			Year-to-Date	
	Income	Principal	Realized Gains/Losses	Income	Principal
OPENING BALANCE	89,565.23 -	89,565.23		87,776.27 -	87,776.27
DIVIDENDS	3,506.87	0.00	0.00	20,296.24	0.00
INTEREST	29,927.12	0.00	0.00	212,511.98	0.00
SALES AND REDEMPTIONS	0.00	10,522.54	151.73 -	0.00	1,104,670.05



BNY MELLON

The Bank of New York Mellon Trust Company, N.A.

Statement Period 08/01/2023 Through 08/31/2023

Account 762278 Base Currency = USD

BROWARD HFA CUSTODY ACCT

Summary of Cash Transactions by Transaction Category - Continued

Transaction Category	Current Period			Year-to-Date	
	Income	Principal	Realized Gains/Losses	Income	Principal
OTHER CASH ADDITIONS	0.00	1,319.72	0.00	0.00	1,013,062.84
OTHER CASH DISBURSEMENTS	0.00	0.00	0.00	0.00	0.30 -
PURCHASES	33,433.99 -	11,842.26 -	0.00	234,597.18 -	2,115,943.63 -
CLOSING BALANCE	89,565.23 -	89,565.23	151.73 -	89,565.23 -	89,565.23

The above cash transactions summary is provided for information purposes only and may not reflect actual taxable income or deductible expenses as reportable under the Internal Revenue Code.

e 068057 n 053902 a 02 t DOM i W1 s 204832



BNY MELLON

The Bank of New York Mellon Trust Company, N.A.

Statement Period 08/01/2023 Through 08/31/2023

Account 762278 Base Currency = USD

BROWARD HFA CUSTODY ACCT

Statement of Assets Held by Asset Classification

Shares/Par Value	Asset Description	Market Price	Market Value	Cost	Average Cost	Accrued Income	Estimated Income	Market Yield
FIXED INCOME								
955,000.000	FEDERAL HOME LOAN BANKS CUSIP: 313383YJ4 MATURITY DATE: 09/08/2023 RATE: 3.375% MOODY'S Aaa S&P AA+	99.96000	954,618.00	988,175.15	103.47384	15,488.91	32,231.25	3.38%
855,000.000	FEDERAL HOME LOAN BANKS CUSIP: 3133X8EW8 MATURITY DATE: 08/15/2024 RATE: 5.375% MOODY'S Aaa S&P AA+	99.93000	854,401.50	976,648.36	114.22788	2,042.50	45,956.25	5.38%
1,108,000.000	FEDERAL HOME LOAN MORTGAGE CORP CUSIP: 3137EAEX3 MATURITY DATE: 09/23/2025 RATE: 0.375% MOODY'S Aaa S&P AA+	91.20500	1,010,551.40	997,007.87	89.98266	1,823.58	4,155.00	0.41%
931,000.000	UNITED STATES TREASURY NOTE/BOND CUSIP: 9128285C0 MATURITY DATE: 09/30/2025 RATE: 3.000% MOODY'S Aaa	96.37100	897,214.01	991,369.53	106.48437	11,751.97	27,930.00	3.11%
1,827,000.000	UNITED STATES TREASURY NOTE/BOND CUSIP: 912828YG9 MATURITY DATE: 09/30/2026 RATE: 1.625% MOODY'S Aaa	91.83200	1,677,770.64	1,944,755.86	106.44531	12,491.99	29,688.75	1.77%
4,335.080	FANNIE MAE POOL CUSIP: 31378KZR8 MATURITY DATE: 09/01/2027 MATURITY PAYMENT DATE: 09/25/2027 RATE: 6.150% ORIG-FACE: 1,132,632.000	99.54500	4,315.36	4,442.69	102.48231	22.22	266.61	6.18%
2,031,000.000	UNITED STATES TREASURY NOTE/BOND CUSIP: 91282CAL5 MATURITY DATE: 09/30/2027 RATE: 0.375% MOODY'S Aaa	85.22700	1,730,960.37	1,996,568.20	98.30469	3,204.65	7,616.25	0.44%
2,702.560	GINNIE MAE II POOL CUSIP: 36208SK92 MATURITY DATE: 10/01/2027 MATURITY PAYMENT DATE: 10/20/2027 RATE: 6.150% ORIG-FACE: 1,117,636.000	100.16900	2,707.13	2,740.44	101.40163	13.85	166.21	6.14%
16,982.480	GINNIE MAE II POOL CUSIP: 36209PLU9 MATURITY DATE: 06/01/2028 MATURITY PAYMENT DATE: 06/20/2028	99.29200	16,862.24	16,839.06	99.15548	77.13	925.55	5.49%

e 068057 n 053902 a 02 t DOM i WI s 204333



BNY MELLON

The Bank of New York Mellon Trust Company, N.A.

Statement Period 08/01/2023 Through 08/31/2023

Account 762278

Base Currency = USD

BROWARD HFA CUSTODY ACCT

Statement of Assets Held by Asset Classification - Continued

Shares/Par Value	Asset Description	Market Price	Market Value	Cost	Average Cost	Accrued Income	Estimated Income	Market Yield
18,058.600	RATE: 5.450% ORIG-FACE: 1,497,903.000 FANNIE MAE POOL CUSIP: 31380M6A9 MATURITY DATE: 08/01/2028 MATURITY PAYMENT DATE: 08/25/2028	99.25400	17,923.88	17,966.18	99.48822	82.02	984.19	5.49%
1,500,000.000	RATE: 5.450% ORIG-FACE: 1,078,439.000 UNITED STATES TREASURY NOTE/BOND CUSIP: 91282CCY5 MATURITY DATE: 09/30/2028 RATE: 1.250% MOODY'S Aaa	86.28500	1,294,275.00	1,488,222.66	99.21484	7,889.34	18,750.00	1.45%
12,211.820	FANNIE MAE POOL CUSIP: 31380M6C5 MATURITY DATE: 10/01/2028 MATURITY PAYMENT DATE: 10/25/2028	99.48600	12,149.05	12,149.31	99.48812	55.46	665.54	5.48%
20,493.480	RATE: 5.450% ORIG-FACE: 1,818,827.000 FANNIE MAE POOL CUSIP: 31380M6D3 MATURITY DATE: 11/01/2028 MATURITY PAYMENT DATE: 11/25/2028	99.22500	20,334.66	20,388.71	99.48876	93.07	1,116.89	5.49%
12,626.070	RATE: 5.450% ORIG-FACE: 537,538.000 GINNIE MAE II POOL CUSIP: 36210L6R9 MATURITY DATE: 11/01/2028 MATURITY PAYMENT DATE: 11/20/2028	99.08200	12,510.16	12,519.43	99.15540	57.34	688.12	5.50%
20,704.370	RATE: 5.450% ORIG-FACE: 804,519.000 GINNIE MAE II POOL CUSIP: 36210WA90 MATURITY DATE: 03/01/2029 MATURITY PAYMENT DATE: 03/20/2029	99.29200	20,557.78	20,516.75	99.09381	94.03	1,128.39	5.49%
2,528,000.000	RATE: 5.450% ORIG-FACE: 1,760,577.000 UNITED STATES TREASURY NOTE/BOND CUSIP: 91282CFLO MATURITY DATE: 09/30/2029 RATE: 3.875% MOODY'S Aaa	98.00400	2,477,541.12	2,489,290.00	98.46875	41,218.14	97,960.00	3.95%
25,490.770	FANNIE MAE POOL CUSIP: 31382TXF1 MATURITY DATE: 11/01/2029 MATURITY PAYMENT DATE: 11/25/2029	99.40300	25,338.59	25,343.35	99.42167	115.77	1,389.25	5.48%
24,326.010	RATE: 5.450% ORIG-FACE: 449,073.000 GINNIE MAE II POOL CUSIP: 36211VRG7	99.29100	24,153.54	24,077.65	98.97904	110.48	1,325.77	5.49%



BNY MELLON

The Bank of New York Mellon Trust Company, N.A.

Statement Period 08/01/2023 Through 08/31/2023

Account 762278 Base Currency = USD

BROWARD HFA CUSTODY ACCT

Statement of Assets Held by Asset Classification - Continued

Shares/Par Value	Asset Description	Market Price	Market Value	Cost	Average Cost	Accrued Income	Estimated Income	Market Yield
29,971.830	MATURITY DATE: 01/01/2030 MATURITY PAYMENT DATE: 01/20/2030 RATE: 5.450% ORIG-FACE: 3,028,965.000 FANNIE MAE POOL CUSIP: 31385JV39	99.54700	29,836.06	30,998.66	103.42598	162.10	1,945.17	6.52%
46,460.750	MATURITY DATE: 08/01/2030 MATURITY PAYMENT DATE: 08/25/2030 RATE: 6.490% ORIG-FACE: 554,965.000 GINNIE MAE II POOL CUSIP: 36212JC95	99.57500	46,263.29	51,646.21	111.16095	251.28	3,015.30	6.52%
25,184.010	MATURITY DATE: 09/01/2030 MATURITY PAYMENT DATE: 09/20/2030 RATE: 6.490% ORIG-FACE: 585,653.000 GINNIE MAE I POOL CUSIP: 36213K6N7	99.27000	25,000.17	27,662.35	109.84093	112.28	1,347.34	5.39%
19,249.010	MATURITY DATE: 06/01/2031 MATURITY PAYMENT DATE: 06/15/2031 RATE: 5.350% ORIG-FACE: 503,490.000 FANNIE MAE POOL CUSIP: 31389ML47	99.45800	19,144.68	19,319.67	100.36708	85.82	1,029.82	5.38%
155,307.200	MATURITY DATE: 09/01/2031 MATURITY PAYMENT DATE: 09/25/2031 RATE: 5.350% ORIG-FACE: 328,530.000 FREDDIE MAC GOLD POOL CUSIP: 31286DE72	98.81200	153,462.15	156,006.21	100.45008	660.06	7,920.67	5.16%
129,732.250	MATURITY DATE: 04/01/2037 MATURITY PAYMENT DATE: 04/15/2037 RATE: 5.100% ORIG-FACE: 1,449,183.000 FREDDIE MAC GOLD POOL CUSIP: 31335YS56	98.76400	128,128.76	130,316.21	100.45013	551.36	6,616.34	5.16%
101,028.170	MATURITY DATE: 05/01/2037 MATURITY PAYMENT DATE: 05/15/2037 RATE: 5.100% ORIG-FACE: 538,044.000 FREDDIE MAC GOLD POOL CUSIP: 31286DE56	96.70000	97,694.24	101,078.73	100.05005	399.90	4,798.84	4.91%
124,203.460	MATURITY DATE: 08/01/2037 MATURITY PAYMENT DATE: 08/15/2037 RATE: 4.750% ORIG-FACE: 1,737,506.000 FREDDIE MAC GOLD POOL CUSIP: 31286DHR5	98.03400	121,761.62	124,265.60	100.05003	491.64	5,899.66	4.85%
	MATURITY DATE: 09/01/2037 MATURITY PAYMENT DATE: 09/15/2037							

a 068057 n 053902 a 02 t DOM i WI s 204335



BNY MELLON

The Bank of New York Mellon Trust Company, N.A.

Statement Period 08/01/2023 Through 08/31/2023

Account 762278

Base Currency = USD

BROWARD HFA CUSTODY ACCT

Statement of Assets Held by Asset Classification - Continued

Shares/Par Value	Asset Description	Market Price	Market Value	Cost	Average Cost	Accrued Income	Estimated Income	Market Yield
234,497.390	RATE: 4.750% ORIG-FACE: 1,866,698.000 FREDDIE MAC GOLD POOL CUSIP: 31286DLM1 MATURITY DATE: 10/01/2037 MATURITY PAYMENT DATE: 10/15/2037	98.13300	230,119.32	234,614.70	100.05003	928.22	11,138.63	4.84%
81,525.050	RATE: 4.750% ORIG-FACE: 3,212,396.000 FANNIE MAE POOL CUSIP: 31414GCP2 MATURITY DATE: 10/01/2037 MATURITY PAYMENT DATE: 10/25/2037	97.83400	79,759.22	81,565.81	100.05000	322.70	3,872.44	4.86%
101,394.560	RATE: 4.750% ORIG-FACE: 2,364,928.000 FANNIE MAE POOL CUSIP: 31414LUA4 MATURITY DATE: 12/01/2037 MATURITY PAYMENT DATE: 12/25/2037	98.07300	99,440.69	101,850.97	100.45013	430.93	5,171.12	5.20%
46,973.000	RATE: 5.100% ORIG-FACE: 599,878.000 FREDDIE MAC GOLD POOL CUSIP: 31286DQE4 MATURITY DATE: 01/01/2038 MATURITY PAYMENT DATE: 01/15/2038	100.63900	47,273.16	48,781.50	103.85008	238.78	2,865.35	6.06%
57,410.100	RATE: 6.100% ORIG-FACE: 2,262,370.000 FANNIE MAE POOL CUSIP: 31414QMU8 MATURITY DATE: 01/01/2038 MATURITY PAYMENT DATE: 01/25/2038	97.87100	56,187.84	57,438.86	100.05010	227.25	2,726.98	4.85%
48,844.120	RATE: 4.750% ORIG-FACE: 400,360.000 FREDDIE MAC GOLD POOL CUSIP: 31321XEY6 MATURITY DATE: 02/01/2038 MATURITY PAYMENT DATE: 02/15/2038	98.48200	48,102.67	49,064.05	100.45027	207.59	2,491.05	5.18%
39,235.010	RATE: 5.100% ORIG-FACE: 192,442.000 FREDDIE MAC GOLD POOL CUSIP: 31321XEN0 MATURITY DATE: 05/01/2038 MATURITY PAYMENT DATE: 05/15/2038	96.70500	37,942.22	39,254.67	100.05011	155.31	1,863.66	4.91%
28,109.740	RATE: 4.750% ORIG-FACE: 475,980.000 FREDDIE MAC GOLD POOL CUSIP: 31321XJN5 MATURITY DATE: 06/01/2038 MATURITY PAYMENT DATE: 06/15/2038	100.63900	28,289.36	29,192.10	103.85048	142.89	1,714.69	6.06%
	RATE: 6.100% ORIG-FACE: 344,519.000							

e 068057 n 053902 a 02 t DOM i WI s 204336



BNY MELLON

The Bank of New York Mellon Trust Company, N.A.

Statement Period 08/01/2023 Through 08/31/2023

Account 762278

Base Currency = USD

BROWARD HFA CUSTODY ACCT

Statement of Assets Held by Asset Classification - Continued

Shares/Par Value	Asset Description	Market Price	Market Value	Cost	Average Cost	Accrued Income	Estimated Income	Market Yield
41,421.300	FREDDIE MAC GOLD POOL CUSIP: 31321XQ64 MATURITY DATE: 08/01/2038 MATURITY PAYMENT DATE: 08/15/2038 RATE: 4.750% ORIG-FACE: 257,504.000	96.03600	39,779.36	41,442.16	100.05036	163.96	1,967.51	4.95%
96,366.890	FREDDIE MAC GOLD POOL CUSIP: 31321XR22 MATURITY DATE: 09/01/2038 MATURITY PAYMENT DATE: 09/15/2038 RATE: 6.100% ORIG-FACE: 415,412.000	100.47500	96,824.63	100,077.10	103.85009	489.87	5,878.38	6.07%
40,122.740	FREDDIE MAC GOLD POOL CUSIP: 31321XVE1 MATURITY DATE: 10/01/2038 MATURITY PAYMENT DATE: 10/15/2038 RATE: 4.750% ORIG-FACE: 259,733.000	96.03600	38,532.27	40,142.87	100.05017	158.82	1,905.83	4.95%
Total FIXED INCOME			12,477,726.13	13,493,739.63		102,813.21	347,112.80	2.78%
CASH AND SHORT TERM								
234,475.270	BLACKROCK TREASURY TRUST INSTL 10 CUSIP: X9USDBLYT	1.00000	234,475.27	234,475.27	1.00000	0.00	12,245.97	5.22%
638,463.040	BLACKROCK TREASURY TRUST INSTL 62 CUSIP: X9USDBLYT	1.00000	638,463.04	638,463.04	1.00000	0.00	33,345.09	5.22%
Total CASH AND SHORT TERM			872,938.31	872,938.31		0.00	45,591.06	5.22%
ACCOUNT TOTALS			13,350,664.44	14,366,677.94		102,813.21	392,703.86	2.94%

Total Market Value Plus Total Accrued Income 13,453,477.65

Statement of Transactions by Transaction Date

Transaction Date	Transaction Description	Income	Principal	Cost	Realized Gains/Losses
08/01/23	ACCOUNT OPENING PERIOD BALANCE	89,565.23-	89,565.23	14,332,075.98	
08/02/23	Purchase BLACKROCK TREASURY TRUST INSTL 62 TRADE DATE 08/02/23 SET/DATE 08/02/23 CUSIP X9USDBLYTI 3,506.870 SHARES	3,506.87-	0.00	3,506.87	0.00
08/02/23	Dividend BLACKROCK TREASURY TRUST INSTL 10 TRADE DATE 08/02/23 SET/DATE 08/02/23 CUSIP X9USDBLYT	111.04	0.00	0.00	0.00



BNY MELLON

The Bank of New York Mellon Trust Company, N.A.

Statement Period 08/01/2023 Through 08/31/2023

Account 762278 Base Currency = USD

BROWARD HFA CUSTODY ACCT

Statement of Transactions by Transaction Date - Continued

Transaction Date	Transaction Description	Income	Principal	Cost	Realized Gains/Losses
08/02/23	Dividend BLACKROCK TREASURY TRUST INSTL 10 TRADE DATE 08/02/23 SET/DATE 08/02/23 CUSIP X9USDBLYT	111.39	0.00	0.00	0.00
08/02/23	Dividend BLACKROCK TREASURY TRUST INSTL 10 TRADE DATE 08/02/23 SET/DATE 08/02/23 CUSIP X9USDBLYT	112.19	0.00	0.00	0.00
08/02/23	Dividend BLACKROCK TREASURY TRUST INSTL 10 TRADE DATE 08/02/23 SET/DATE 08/02/23 CUSIP X9USDBLYT	111.38	0.00	0.00	0.00
08/02/23	Dividend BLACKROCK TREASURY TRUST INSTL 10 TRADE DATE 08/02/23 SET/DATE 08/02/23 CUSIP X9USDBLYT	114.62	0.00	0.00	0.00
08/02/23	Dividend BLACKROCK TREASURY TRUST INSTL 10 TRADE DATE 08/02/23 SET/DATE 08/02/23 CUSIP X9USDBLYT	111.05	0.00	0.00	0.00
08/02/23	Dividend BLACKROCK TREASURY TRUST INSTL 10 TRADE DATE 08/02/23 SET/DATE 08/02/23 CUSIP X9USDBLYT	110.78	0.00	0.00	0.00
08/02/23	Dividend BLACKROCK TREASURY TRUST INSTL 10 TRADE DATE 08/02/23 SET/DATE 08/02/23 CUSIP X9USDBLYT	333.22	0.00	0.00	0.00
08/02/23	Dividend BLACKROCK TREASURY TRUST INSTL 10 TRADE DATE 08/02/23 SET/DATE 08/02/23 CUSIP X9USDBLYT	115.72	0.00	0.00	0.00
08/02/23	Dividend BLACKROCK TREASURY TRUST INSTL 10 TRADE DATE 08/02/23 SET/DATE 08/02/23 CUSIP X9USDBLYT	114.21	0.00	0.00	0.00
08/02/23	Dividend BLACKROCK TREASURY TRUST INSTL 10 TRADE DATE 08/02/23 SET/DATE 08/02/23 CUSIP X9USDBLYT	114.20	0.00	0.00	0.00
08/02/23	Dividend BLACKROCK TREASURY TRUST INSTL 10 TRADE DATE 08/02/23 SET/DATE 08/02/23 CUSIP X9USDBLYT	336.37	0.00	0.00	0.00
08/02/23	Dividend BLACKROCK TREASURY TRUST INSTL 10 TRADE DATE 08/02/23 SET/DATE 08/02/23 CUSIP X9USDBLYT	221.32	0.00	0.00	0.00
08/02/23	Dividend	220.48	0.00	0.00	0.00

e 068057 n 053902 a 02 t DOM i WI s 204338



BNY MELLON

The Bank of New York Mellon Trust Company, N.A.

Statement Period 08/01/2023 Through 08/31/2023

Account 762278 Base Currency = USD

BROWARD HFA CUSTODY ACCT

Statement of Transactions by Transaction Date - Continued

Transaction Date	Transaction Description	Income	Principal	Cost	Realized Gains/Losses
08/02/23	BLACKROCK TREASURY TRUST INSTL 10 TRADE DATE 08/02/23 SET/DATE 08/02/23 CUSIP X9USDBLYT Dividend	116.37	0.00	0.00	0.00
08/02/23	BLACKROCK TREASURY TRUST INSTL 10 TRADE DATE 08/02/23 SET/DATE 08/02/23 CUSIP X9USDBLYT Dividend	344.31	0.00	0.00	0.00
08/02/23	BLACKROCK TREASURY TRUST INSTL 10 TRADE DATE 08/02/23 SET/DATE 08/02/23 CUSIP X9USDBLYT Dividend	347.99	0.00	0.00	0.00
08/02/23	BLACKROCK TREASURY TRUST INSTL 10 TRADE DATE 08/02/23 SET/DATE 08/02/23 CUSIP X9USDBLYT Dividend	115.77	0.00	0.00	0.00
08/02/23	BLACKROCK TREASURY TRUST INSTL 10 TRADE DATE 08/02/23 SET/DATE 08/02/23 CUSIP X9USDBLYT Dividend	116.25	0.00	0.00	0.00
08/02/23	BLACKROCK TREASURY TRUST INSTL 10 TRADE DATE 08/02/23 SET/DATE 08/02/23 CUSIP X9USDBLYT Dividend	114.73	0.00	0.00	0.00
08/02/23	BLACKROCK TREASURY TRUST INSTL 10 TRADE DATE 08/02/23 SET/DATE 08/02/23 CUSIP X9USDBLYT Dividend	113.48	0.00	0.00	0.00
08/02/23	ACCOUNT CLOSING DAILY BALANCE	89,565.23-	89,565.23	14,335,582.85	0.00
08/15/23	Purchase BLACKROCK TREASURY TRUST INSTL 10 TRADE DATE 08/15/23 SET/DATE 08/15/23 CUSIP X9USDBLYT 5,067.100 SHARES	0.00	5,067.10-	5,067.10	0.00
08/15/23	Purchase BLACKROCK TREASURY TRUST INSTL 62 TRADE DATE 08/15/23 SET/DATE 08/15/23 CUSIP X9USDBLYTI 27,700.200 SHARES	27,700.20-	0.00	27,700.20	0.00
08/15/23	Paydown FREDDIE MAC GOLD POOL RATE: 4.750% MATURITY: 08/01/37 MATURITY PAYMENT DATE: 08/15/37 CUSIP 31286DE56	0.00	417.61	417.82-	0.21-

e 068057 n 053902 a 02 t DOM i WI s 204339



BNY MELLON

The Bank of New York Mellon Trust Company, N.A.

Statement Period 08/01/2023 Through 08/31/2023

Account 762278 Base Currency = USD

BROWARD HFA CUSTODY ACCT

Statement of Transactions by Transaction Date - Continued

Transaction Date	Transaction Description	Income	Principal	Cost	Realized Gains/Losses
08/15/23	417.610 SHARES Paydown FREDDIE MAC GOLD POOL RATE: 5.100% MATURITY: 04/01/37 MATURITY PAYMENT DATE: 04/15/37 CUSIP 31286DE72	0.00	649.54	652.46-	2.92-
08/15/23	649.540 SHARES Paydown FREDDIE MAC GOLD POOL RATE: 4.750% MATURITY: 09/01/37 MATURITY PAYMENT DATE: 09/15/37 CUSIP 31286DHR5	0.00	500.76	501.01-	0.25-
08/15/23	500.760 SHARES Paydown FREDDIE MAC GOLD POOL RATE: 4.750% MATURITY: 10/01/37 MATURITY PAYMENT DATE: 10/15/37 CUSIP 31286DLM1	0.00	1,089.87	1,090.42-	0.55-
08/15/23	1,089.870 SHARES Paydown FREDDIE MAC GOLD POOL RATE: 6.100% MATURITY: 01/01/38 MATURITY PAYMENT DATE: 01/15/38 CUSIP 31286DQE4	0.00	163.82	170.13-	6.31-
08/15/23	163.820 SHARES Paydown FREDDIE MAC GOLD POOL RATE: 4.750% MATURITY: 05/01/38 MATURITY PAYMENT DATE: 05/15/38 CUSIP 31321XEN0	0.00	210.93	211.04-	0.11-
08/15/23	210.930 SHARES Paydown FREDDIE MAC GOLD POOL RATE: 5.100% MATURITY: 02/01/38 MATURITY PAYMENT DATE: 02/15/38 CUSIP 31321XEY6	0.00	201.68	202.59-	0.91-
08/15/23	201.680 SHARES Paydown FREDDIE MAC GOLD POOL RATE: 6.100% MATURITY: 06/01/38 MATURITY PAYMENT DATE: 06/15/38 CUSIP 31321XJN5	0.00	96.51	100.23-	3.72-
08/15/23	96.510 SHARES Paydown FREDDIE MAC GOLD POOL RATE: 4.750% MATURITY: 08/01/38 MATURITY PAYMENT DATE: 08/15/38 CUSIP 31321XQ64	0.00	151.10	151.18-	0.08-
	151.100 SHARES				

a 068057 n 053902 a 02 t DOM i WI s 204,840



BNY MELLON

The Bank of New York Mellon Trust Company, N.A.

Statement Period 08/01/2023 Through 08/31/2023

Account 762278

Base Currency = USD

BROWARD HFA CUSTODY ACCT

Statement of Transactions by Transaction Date - Continued

Transaction Date	Transaction Description	Income	Principal	Cost	Realized Gains/Losses
08/15/23	Paydown FREDDIE MAC GOLD POOL RATE: 6.100% MATURITY: 09/01/38 MATURITY PAYMENT DATE: 09/15/38 CUSIP 31321XR22 313.210 SHARES	0.00	313.21	325.27-	12.06-
08/15/23	Paydown FREDDIE MAC GOLD POOL RATE: 4.750% MATURITY: 10/01/38 MATURITY PAYMENT DATE: 10/15/38 CUSIP 31321XVE1 144.110 SHARES	0.00	144.11	144.18-	0.07-
08/15/23	Paydown FREDDIE MAC GOLD POOL RATE: 5.100% MATURITY: 05/01/37 MATURITY PAYMENT DATE: 05/15/37 CUSIP 31335YS56 540.160 SHARES	0.00	540.16	542.59-	2.43-
08/15/23	Paydown GINNIE MAE I POOL RATE: 5.350% MATURITY: 06/01/31 MATURITY PAYMENT DATE: 06/15/31 CUSIP 36213K6N7 587.800 SHARES	0.00	587.80	645.65-	57.85-
08/15/23	Interest FREDDIE MAC GOLD POOL RATE: 4.750% MATURITY: 08/01/37 MATURITY PAYMENT DATE: 08/15/37 TRADE DATE 08/15/23 SET/DATE 08/15/23 CUSIP 31286DE56 101,445.780 SHARES	401.56	0.00	0.00	0.00
08/15/23	Interest FREDDIE MAC GOLD POOL RATE: 5.100% MATURITY: 04/01/37 MATURITY PAYMENT DATE: 04/15/37 TRADE DATE 08/15/23 SET/DATE 08/15/23 CUSIP 31286DE72 155,956.740 SHARES	662.82	0.00	0.00	0.00
08/15/23	Interest FREDDIE MAC GOLD POOL RATE: 4.750% MATURITY: 09/01/37 MATURITY PAYMENT DATE: 09/15/37 TRADE DATE 08/15/23 SET/DATE 08/15/23 CUSIP 31286DHR5 124,704.220 SHARES	493.62	0.00	0.00	0.00
08/15/23	Interest FREDDIE MAC GOLD POOL RATE: 4.750% MATURITY: 10/01/37 MATURITY PAYMENT DATE: 10/15/37	932.53	0.00	0.00	0.00

e 068057 n 053902 a 02 t DOM i WI s 204,841



BNY MELLON

The Bank of New York Mellon Trust Company, N.A.

Statement Period 08/01/2023 Through 08/31/2023

Account 762278 Base Currency = USD

BROWARD HFA CUSTODY ACCT

Statement of Transactions by Transaction Date - Continued

Transaction Date	Transaction Description	Income	Principal	Cost	Realized Gains/Losses
08/15/23	TRADE DATE 08/15/23 SET/DATE 08/15/23 CUSIP 31286DLM1 235,587.260 SHARES Interest FREDDIE MAC GOLD POOL RATE: 6.100% MATURITY: 01/01/38 MATURITY PAYMENT DATE: 01/15/38	239.61	0.00	0.00	0.00
08/15/23	TRADE DATE 08/15/23 SET/DATE 08/15/23 CUSIP 31286DQE4 47,136.820 SHARES Interest FREDDIE MAC GOLD POOL RATE: 4.750% MATURITY: 05/01/38 MATURITY PAYMENT DATE: 05/15/38	156.14	0.00	0.00	0.00
08/15/23	TRADE DATE 08/15/23 SET/DATE 08/15/23 CUSIP 31321XEN0 39,445.940 SHARES Interest FREDDIE MAC GOLD POOL RATE: 5.100% MATURITY: 02/01/38 MATURITY PAYMENT DATE: 02/15/38	208.44	0.00	0.00	0.00
08/15/23	TRADE DATE 08/15/23 SET/DATE 08/15/23 CUSIP 31321XEY6 49,045.800 SHARES Interest FREDDIE MAC GOLD POOL RATE: 6.100% MATURITY: 06/01/38 MATURITY PAYMENT DATE: 06/15/38	143.38	0.00	0.00	0.00
08/15/23	TRADE DATE 08/15/23 SET/DATE 08/15/23 CUSIP 31321XJN5 28,206.250 SHARES Interest FREDDIE MAC GOLD POOL RATE: 4.750% MATURITY: 08/01/38 MATURITY PAYMENT DATE: 08/15/38	164.56	0.00	0.00	0.00
08/15/23	TRADE DATE 08/15/23 SET/DATE 08/15/23 CUSIP 31321XQ64 41,572.400 SHARES Interest FREDDIE MAC GOLD POOL RATE: 6.100% MATURITY: 09/01/38 MATURITY PAYMENT DATE: 09/15/38	491.46	0.00	0.00	0.00
08/15/23	TRADE DATE 08/15/23 SET/DATE 08/15/23 CUSIP 31321XR22 96,680.100 SHARES Interest FREDDIE MAC GOLD POOL RATE: 4.750% MATURITY: 10/01/38 MATURITY PAYMENT DATE: 10/15/38	159.39	0.00	0.00	0.00

e 068057 n 053902 a 02 t DOM i WI s 204,842



BNY MELLON

The Bank of New York Mellon Trust Company, N.A.

Statement Period 08/01/2023 Through 08/31/2023

Account 762278 Base Currency = USD

BROWARD HFA CUSTODY ACCT

Statement of Transactions by Transaction Date - Continued

Transaction Date	Transaction Description	Income	Principal	Cost	Realized Gains/Losses
08/15/23	Paydown FREDDIE MAC GOLD POOL RATE: 6.100% MATURITY: 09/01/38 MATURITY PAYMENT DATE: 09/15/38 CUSIP 31321XR22 313.210 SHARES	0.00	313.21	325.27-	12.06-
08/15/23	Paydown FREDDIE MAC GOLD POOL RATE: 4.750% MATURITY: 10/01/38 MATURITY PAYMENT DATE: 10/15/38 CUSIP 31321XVE1 144.110 SHARES	0.00	144.11	144.18-	0.07-
08/15/23	Paydown FREDDIE MAC GOLD POOL RATE: 5.100% MATURITY: 05/01/37 MATURITY PAYMENT DATE: 05/15/37 CUSIP 31335YS56 540.160 SHARES	0.00	540.16	542.59-	2.43-
08/15/23	Paydown GINNIE MAE I POOL RATE: 5.350% MATURITY: 06/01/31 MATURITY PAYMENT DATE: 06/15/31 CUSIP 36213K6N7 587.800 SHARES	0.00	587.80	645.65-	57.85-
08/15/23	Interest FREDDIE MAC GOLD POOL RATE: 4.750% MATURITY: 08/01/37 MATURITY PAYMENT DATE: 08/15/37 TRADE DATE 08/15/23 SET/DATE 08/15/23 CUSIP 31286DE56 101,445.780 SHARES	401.56	0.00	0.00	0.00
08/15/23	Interest FREDDIE MAC GOLD POOL RATE: 5.100% MATURITY: 04/01/37 MATURITY PAYMENT DATE: 04/15/37 TRADE DATE 08/15/23 SET/DATE 08/15/23 CUSIP 31286DE72 155,956.740 SHARES	662.82	0.00	0.00	0.00
08/15/23	Interest FREDDIE MAC GOLD POOL RATE: 4.750% MATURITY: 09/01/37 MATURITY PAYMENT DATE: 09/15/37 TRADE DATE 08/15/23 SET/DATE 08/15/23 CUSIP 31286DHR5 124,704.220 SHARES	493.62	0.00	0.00	0.00
08/15/23	Interest FREDDIE MAC GOLD POOL RATE: 4.750% MATURITY: 10/01/37 MATURITY PAYMENT DATE: 10/15/37	932.53	0.00	0.00	0.00

e 068057 n 053902 a 02 t DOM i WI s 204,841



BNY MELLON

The Bank of New York Mellon Trust Company, N.A.

Statement Period 08/01/2023 Through 08/31/2023

Account 762278 Base Currency = USD

BROWARD HFA CUSTODY ACCT

Statement of Transactions by Transaction Date - Continued

Transaction Date	Transaction Description	Income	Principal	Cost	Realized Gains/Losses
08/21/23	BLACKROCK TREASURY TRUST INSTL 10 TRADE DATE 08/21/23 SET/DATE 08/21/23 CUSIP X9USDBLYT 2,212.650 SHARES Purchase	614.86-	0.00	614.86	0.00
08/21/23	BLACKROCK TREASURY TRUST INSTL 62 TRADE DATE 08/21/23 SET/DATE 08/21/23 CUSIP X9USDBLYTI 614.860 SHARES Paydown	0.00	484.78	491.58-	6.80-
08/21/23	GINNIE MAE II POOL RATE: 6.150% MATURITY: 10/01/27 MATURITY PAYMENT DATE: 10/20/27 CUSIP 36208SK92 484.780 SHARES Paydown	0.00	250.92	248.80-	2.12
08/21/23	GINNIE MAE II POOL RATE: 5.450% MATURITY: 06/01/28 MATURITY PAYMENT DATE: 06/20/28 CUSIP 36209PLU9 250.920 SHARES Paydown	0.00	383.78	380.54-	3.24
08/21/23	GINNIE MAE II POOL RATE: 5.450% MATURITY: 11/01/28 MATURITY PAYMENT DATE: 11/20/28 CUSIP 36210L6R9 383.780 SHARES Paydown	0.00	297.60	294.91-	2.70
08/21/23	GINNIE MAE II POOL RATE: 5.450% MATURITY: 03/01/29 MATURITY PAYMENT DATE: 03/20/29 CUSIP 36210WA90 297.610 SHARES Paydown	0.00	320.58	317.32-	3.27
08/21/23	GINNIE MAE II POOL RATE: 5.450% MATURITY: 01/01/30 MATURITY PAYMENT DATE: 01/20/30 CUSIP 36211VRG7 320.590 SHARES Paydown	0.00	474.99	528.00-	53.01-
08/21/23	GINNIE MAE II POOL RATE: 6.490% MATURITY: 09/01/30 MATURITY PAYMENT DATE: 09/20/30 CUSIP 36212JC95 474.990 SHARES Interest	16.34	0.00	0.00	0.00
08/21/23	GINNIE MAE II POOL RATE: 6.150% MATURITY: 10/01/27 MATURITY PAYMENT DATE: 10/20/27				

e 068057 n 053902 a 02 t DOM i WI s 204,844



BNY MELLON

The Bank of New York Mellon Trust Company, N.A.

Statement Period 08/01/2023 Through 08/31/2023

Account 762278 Base Currency = USD

BROWARD HFA CUSTODY ACCT

Statement of Transactions by Transaction Date - Continued

Transaction Date	Transaction Description	Income	Principal	Cost	Realized Gains/Losses
08/21/23	TRADE DATE 08/20/23 SET/DATE 08/20/23 CUSIP 36208SK92 3,187.340 SHARES Interest GINNIE MAE II POOL RATE: 5.450% MATURITY: 06/01/28 MATURITY PAYMENT DATE: 06/20/28	78.27	0.00	0.00	0.00
08/21/23	TRADE DATE 08/20/23 SET/DATE 08/20/23 CUSIP 36209PLU9 17,233.400 SHARES Interest GINNIE MAE II POOL RATE: 5.450% MATURITY: 11/01/28 MATURITY PAYMENT DATE: 11/20/28	59.09	0.00	0.00	0.00
08/21/23	TRADE DATE 08/20/23 SET/DATE 08/20/23 CUSIP 36210L6R9 13,009.850 SHARES Interest GINNIE MAE II POOL RATE: 5.450% MATURITY: 03/01/29 MATURITY PAYMENT DATE: 03/20/29	95.38	0.00	0.00	0.00
08/21/23	TRADE DATE 08/20/23 SET/DATE 08/20/23 CUSIP 36210WA90 21,001.980 SHARES Interest GINNIE MAE II POOL RATE: 5.450% MATURITY: 01/01/30 MATURITY PAYMENT DATE: 01/20/30	111.94	0.00	0.00	0.00
08/21/23	TRADE DATE 08/20/23 SET/DATE 08/20/23 CUSIP 36211VRG7 24,646.600 SHARES Interest GINNIE MAE II POOL RATE: 6.490% MATURITY: 09/01/30 MATURITY PAYMENT DATE: 09/20/30	253.84	0.00	0.00	0.00
08/21/23	TRADE DATE 08/20/23 SET/DATE 08/20/23 CUSIP 36212JC95 46,935.740 SHARES				
08/21/23	ACCOUNT CLOSING DAILY BALANCE	89,565.23-	89,565.23	14,365,081.66	135.95-
08/25/23	Purchase BLACKROCK TREASURY TRUST INSTL 10 TRADE DATE 08/25/23 SET/DATE 08/25/23 CUSIP X9USDBLYT 3,242.790 SHARES	0.00	3,242.79-	3,242.79	0.00
08/25/23	Purchase BLACKROCK TREASURY TRUST INSTL 62 TRADE DATE 08/25/23 SET/DATE 08/25/23	1,612.06-	0.00	1,612.06	0.00

e 068057 n 053902 a 02 t DOM i WI s 204,845



BNY MELLON

The Bank of New York Mellon Trust Company, N.A.

Statement Period 08/01/2023 Through 08/31/2023

Account 762278 Base Currency = USD

BROWARD HFA CUSTODY ACCT

Statement of Transactions by Transaction Date - Continued

Transaction Date	Transaction Description	Income	Principal	Cost	Realized Gains/Losses
08/25/23	CUSIP X9USDBLYTI 1,612.060 SHARES Paydown FANNIE MAE POOL RATE: 6.150% MATURITY: 09/01/27 MATURITY PAYMENT DATE: 09/25/27	0.00	341.61	350.09-	8.48-
08/25/23	CUSIP 31378KZR8 341.610 SHARES Paydown FANNIE MAE POOL RATE: 5.450% MATURITY: 08/01/28 MATURITY PAYMENT DATE: 08/25/28	0.00	591.42	588.39-	3.03
08/25/23	CUSIP 31380M6A9 591.420 SHARES Paydown FANNIE MAE POOL RATE: 5.450% MATURITY: 10/01/28 MATURITY PAYMENT DATE: 10/25/28	0.00	177.12	176.21-	0.91
08/25/23	CUSIP 31380M6C5 177.120 SHARES Paydown FANNIE MAE POOL RATE: 5.450% MATURITY: 11/01/28 MATURITY PAYMENT DATE: 11/25/28	0.00	294.96	293.45-	1.51
08/25/23	CUSIP 31380M6D3 294.960 SHARES Paydown FANNIE MAE POOL RATE: 5.450% MATURITY: 11/01/29 MATURITY PAYMENT DATE: 11/25/29	0.00	304.53	302.77-	1.76
08/25/23	CUSIP 31382TXF1 304.530 SHARES Paydown FANNIE MAE POOL RATE: 6.490% MATURITY: 08/01/30 MATURITY PAYMENT DATE: 08/25/30	0.00	346.79	358.67-	11.88-
08/25/23	CUSIP 31385JV39 346.790 SHARES Paydown FANNIE MAE POOL RATE: 5.350% MATURITY: 09/01/31 MATURITY PAYMENT DATE: 09/25/31	0.00	159.06	159.64-	0.58-
08/25/23	CUSIP 31389ML47 159.060 SHARES Paydown FANNIE MAE POOL RATE: 4.750% MATURITY: 10/01/37 MATURITY PAYMENT DATE: 10/25/37	0.00	409.70	409.90-	0.20-
	CUSIP 31414GCP2				

e 068057 n 053902 a 02 t DOM i WI s 204,846



BNY MELLON

The Bank of New York Mellon Trust Company, N.A.

Statement Period 08/01/2023 Through 08/31/2023

Account 762278 Base Currency = USD

BROWARD HFA CUSTODY ACCT

Statement of Transactions by Transaction Date - Continued

Transaction Date	Transaction Description	Income	Principal	Cost	Realized Gains/Losses
08/25/23	409.700 SHARES Paydown FANNIE MAE POOL RATE: 5.100% MATURITY: 12/01/37 MATURITY PAYMENT DATE: 12/25/37 CUSIP 31414LUA4	0.00	383.85	385.58-	1.73-
08/25/23	383.850 SHARES Paydown FANNIE MAE POOL RATE: 4.750% MATURITY: 01/01/38 MATURITY PAYMENT DATE: 01/25/38 CUSIP 31414QMU8	0.00	233.75	233.87-	0.12-
08/25/23	233.750 SHARES Interest FANNIE MAE POOL RATE: 6.150% MATURITY: 09/01/27 MATURITY PAYMENT DATE: 09/25/27 TRADE DATE 08/25/23 SET/DATE 08/25/23 CUSIP 31378KZR8	23.97	0.00	0.00	0.00
08/25/23	4,676.690 SHARES Interest FANNIE MAE POOL RATE: 5.450% MATURITY: 08/01/28 MATURITY PAYMENT DATE: 08/25/28 TRADE DATE 08/25/23 SET/DATE 08/25/23 CUSIP 31380M6A9	84.70	0.00	0.00	0.00
08/25/23	18,650.020 SHARES Interest FANNIE MAE POOL RATE: 5.450% MATURITY: 10/01/28 MATURITY PAYMENT DATE: 10/25/28 TRADE DATE 08/25/23 SET/DATE 08/25/23 CUSIP 31380M6C5	56.27	0.00	0.00	0.00
08/25/23	12,388.940 SHARES Interest FANNIE MAE POOL RATE: 5.450% MATURITY: 11/01/28 MATURITY PAYMENT DATE: 11/25/28 TRADE DATE 08/25/23 SET/DATE 08/25/23 CUSIP 31380M6D3	94.41	0.00	0.00	0.00
08/25/23	20,788.440 SHARES Interest FANNIE MAE POOL RATE: 5.450% MATURITY: 11/01/29 MATURITY PAYMENT DATE: 11/25/29 TRADE DATE 08/25/23 SET/DATE 08/25/23 CUSIP 31382TXF1	117.15	0.00	0.00	0.00
08/25/23	25,795.300 SHARES Interest	163.97	0.00	0.00	0.00

e 068057 n 053902 a 02 t DOM i WI s 204,847



BNY MELLON

The Bank of New York Mellon Trust Company, N.A.

Statement Period 08/01/2023 Through 08/31/2023

Account 762278 Base Currency = USD

BROWARD HFA CUSTODY ACCT

Statement of Transactions by Transaction Date - Continued

Transaction Date	Transaction Description	Income	Principal	Cost	Realized Gains/Losses
08/25/23	FANNIE MAE POOL RATE: 6.490% MATURITY: 08/01/30 MATURITY PAYMENT DATE: 08/25/30 TRADE DATE 08/25/23 SET/DATE 08/25/23 CUSIP 31385JV39 30,318.620 SHARES Interest	86.53	0.00	0.00	0.00
08/25/23	FANNIE MAE POOL RATE: 5.350% MATURITY: 09/01/31 MATURITY PAYMENT DATE: 09/25/31 TRADE DATE 08/25/23 SET/DATE 08/25/23 CUSIP 31389ML47 19,408.070 SHARES Interest	324.33	0.00	0.00	0.00
08/25/23	FANNIE MAE POOL RATE: 4.750% MATURITY: 10/01/37 MATURITY PAYMENT DATE: 10/25/37 TRADE DATE 08/25/23 SET/DATE 08/25/23 CUSIP 31414GCP2 81,934.750 SHARES Interest	432.56	0.00	0.00	0.00
08/25/23	FANNIE MAE POOL RATE: 5.100% MATURITY: 12/01/37 MATURITY PAYMENT DATE: 12/25/37 TRADE DATE 08/25/23 SET/DATE 08/25/23 CUSIP 31414LUA4 101,778.410 SHARES Interest	228.17	0.00	0.00	0.00
08/25/23	FANNIE MAE POOL RATE: 4.750% MATURITY: 01/01/38 MATURITY PAYMENT DATE: 01/25/38 TRADE DATE 08/25/23 SET/DATE 08/25/23 CUSIP 31414QMU8 57,643.850 SHARES				
08/25/23	ACCOUNT CLOSING DAILY BALANCE	89,565.23-	89,565.23	14,366,677.94	151.73-
08/31/23	ACCOUNT CLOSING PERIOD BALANCE	89,565.23-	89,565.23	14,366,677.94	151.73-

a 068057 n 053902 a 02 t DOM i WI s 204,848

Cumulative realized capital gain and loss position from 12/31/2022 for securities held in principal of account:

Short Term: 0.00 * Long Term: 1,122.99-*

* The above gain and loss position does not include transactions where tax cost information is incomplete or unavailable.



BNY MELLON

The Bank of New York Mellon Trust Company, N.A.

Statement Period 08/01/2023 Through 08/31/2023

Account 762278

Base Currency = USD

BROWARD HFA CUSTODY ACCT

Cash and securities set forth on this Account Statement are held by The Bank of New York Mellon, an affiliate of The Bank of New York Mellon Trust Company, N.A. In addition, The Bank of New York Mellon Trust Company, N.A. may utilize subsidiaries and affiliates to provide services and certain products to the Account. Subsidiaries and affiliates may be compensated for their services and products.

The value of securities set forth on this Account Statement are obtained by The Bank of New York Mellon Trust Company, N.A., from its affiliate, The Bank of New York Mellon which determines such values for Corporate Trust on the basis of market prices and information obtained by The Bank of New York Mellon from unaffiliated third parties (including independent pricing vendors) ("third party pricing services"). The Bank of New York Mellon has not verified such market values or information and makes no assurances as to the accuracy or correctness of such market values or information or that the market values set forth on this Account Statement reflect the value of the securities that can be realized upon the sale of such securities. In addition, the market values for the securities set forth in this Account Statement may differ from the market prices and information for the same securities used by other business units of The Bank of New York Mellon Trust Company, N.A., The Bank of New York Mellon or their respective subsidiaries or affiliates based upon market prices and information received from other third party pricing services utilized by such other business units. Corporate Trust does not compare its market values with those used by, or reconcile different market values used by, other business units of The Bank of New York Mellon Trust Company, N.A., The Bank of New York Mellon or their respective subsidiaries or affiliates. Neither The Bank of New York Mellon Trust Company, N.A. nor The Bank of New York Mellon shall be liable for any loss, damage or expense incurred as a result of or arising from or related to the market values or information provided by third party pricing services or the differences in market prices or information provided by other third party pricing services.

e 068057 n 053902 a 02 t DOM i WI s 204,849

ITEM 5

**Housing Finance Authority of Broward County
Investment Committee Meeting
September 30, 2023**

Portfolio Review Directives

- a. Current Assets & Staff Direction for IC Discussion
 - Additional Cash Needs – **None**
 - Reinvestment of Maturities – **\$955,000 (Maturity date 09/06/2023)**
- b. Sample Reports – Yield Curve Information (See Attachment 1)
- c. Direction to Buy/Sell Securities – **Not Applicable (see attachment 2)**

MOTION TO APPROVE the sale of securities listed within the Investment Direction Form.

MOTION TO APPROVE the purchase of securities listed within the Investment Direction Form.

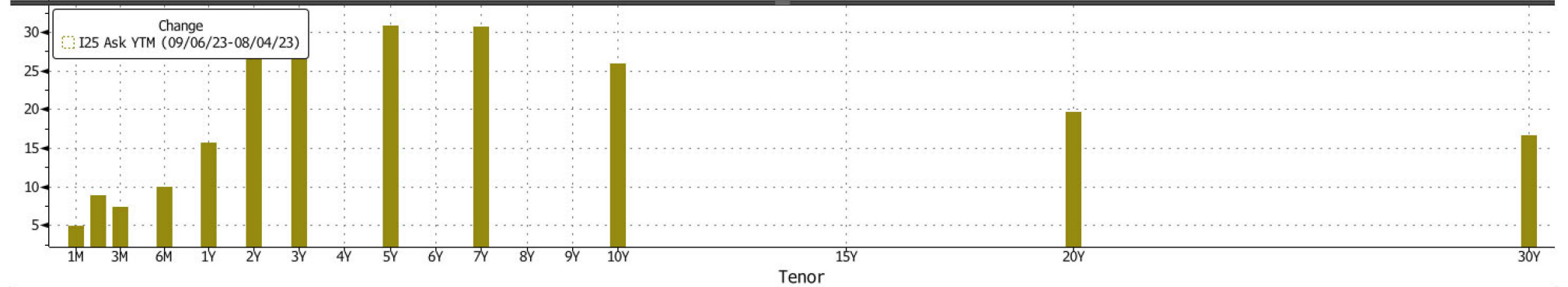
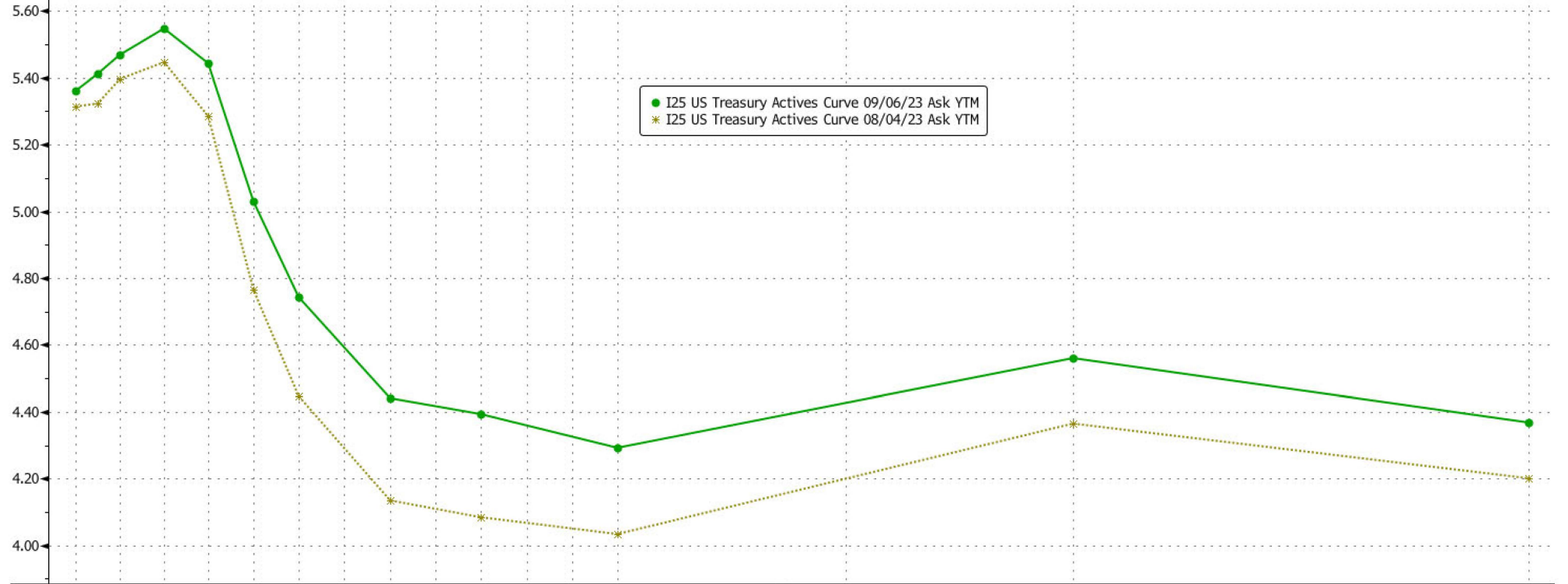
Attachments

- 1. Yield Curve Information
- 2. IC Direction to Buy/Sell Securities Form

ATTACHMENT 1

Print job sent to Adobe PDF. Run PSET<GO> for printing preferences.

US Treasury Actives Curve Actions Table Export Settings Graph Curves
 X-Axis Tenor Y-Axis Ask YTM Currency None PCS BGN Lower Chart History Chart
 Specific 08/04/23 09/06/23 Relative Last 1D 1W Modify Curves & Relative Value



SN 2583304 EDT GMT-4:00 H910-2796-170 06-Sep-2023 11:26:37

Print job sent to Adobe PDF. Run PSET<GO> for printing preferences.

US Treasury Actives Curve Actions Chart Export Settings Graph Curves
 X-Axis Tenor Y-Axis Ask YTM Currency None PCS BGN
 Specific 08/06/23 09/06/23 Relative Last 1D 1W Modify
 Values and Members Values Members Constituents

		I25 Ask YTM US Treasury Actives Curve		I25 Ask YTM US Treasury Actives Curve		I25 Ask YTM (Change)	
		09/06/23		08/04/23		09/06/23-08/04/23	
	Tenor	Description	Yield	Description	Yield	Yield	
11)	1M	GBM Govt	5.342	Same	5.314	2.8	
12)	2M	GB2 Govt	5.406	Same	5.323	8.3	
13)	3M	GB3 Govt	5.464	Same	5.397	6.8	
14)	6M	GB6 Govt	5.531	Same	5.448	8.4	
15)	1Y	GB1 Govt	5.417	Same	5.287	13.0	
16)	2Y	GT2 Govt	4.951	Same	4.764	18.7	
17)	3Y	GT3 Govt	4.656	Same	4.447	20.8	
18)	5Y	GT5 Govt	4.364	Same	4.134	23.1	
19)	7Y	GT7 Govt	4.329	Same	4.086	24.4	
20)	10Y	GT10 Govt	4.242	Same	4.034	20.8	
21)	20Y	GT20 Govt	4.535	Same	4.365	17.0	
22)	30Y	GT30 Govt	4.350	Same	4.201	14.9	

SN 2583304 EDT GMT-4:00 H910-2796-170 06-Sep-2023 11:23:50

ATTACHMENT 2

**Housing Finance Authority of Broward County, Florida
Investment Committee Securities Direction Form**

PURCHASES

Investment Committee Meeting Date: September 20, 2023

On the meeting dated referenced above the Investment Committee authorized the PURCHASE of the following securities*:

Conditions: Yes _____ No _____

Condition Details: _____

Investment Amount:				
Maturity Date/Range:				
Settlement Date/Range:				
Other:				
Other:				

Investment Amount:				
Maturity Date/Range:				
Settlement Date/Range:				
Other:				
Other:				

Investment Amount:				
Maturity Date/Range:				
Settlement Date/Range:				
Other:				
Other:				

* Eligible Securities include any security meeting the criteria specified within Section 6.(a)-(c) of the HFA's Investment Policy and listed within the Investment Indicative Offers Form. HFA staff will obtain indicative rates per HFA policy and purchase the highest yielding security meeting the above specifications.

Motion By:

Name: _____

Signature: _____

Second By:

Name: _____

Signature: _____

**Housing Finance Authority of Broward County, Florida
Investment Committee Securities Direction Form**

SALES

Investment Committee Meeting Date: September 20, 2023

On the meeting dated referenced above the Investment Committee authorized the SALE of the following securities:

Conditions: Yes _____ No _____

Condition Details: _____

Par Value:				
Description:				
CUSIP:				
Maturity Date:				
Rate:				
Other:				
Other:				

Par Value:				
Description:				
CUSIP:				
Maturity Date:				
Rate:				
Other:				
Other:				

Par Value:				
Description:				
CUSIP:				
Maturity Date:				
Rate:				
Other:				
Other:				

Motion By:

Name: _____

Signature: _____

Second By:

Name: _____

Signature: _____