

**Independent  
Transportation Surtax  
Oversight Board  
Regular Meeting**

**October 25, 2024**



**MAP Broward**  
Mobility Advancement Program  
Brought to you by the  
Penny For Transportation

# Agenda Overview – October 25, 2024

## **Call to Order – Chair, C. Douglas Coolman**

- Roll Call – Administrative Coordinator, Roy Burnett
- Welcome and Introduction of Raymond McElroy, newly appointed Oversight Board Member, Resident Consumer of Transportation

## **Regular Agenda**

- R1. **Motion to Approve** the Minutes of the August 9, 2024, Regular Meeting of the Oversight Board

## **Discussion Agenda**

- D1. Transportation Department Bus Advertising Program  
D2. Set 2025 Oversight Board Meeting Calendar  
D3. Program Funding & Investing Analysis (County & Municipal)  
>> Lunch Break <<  
D4. Program Performance Audit Feedback and Discussion – Session 2

## **Non-Action Agenda**

**Chair, Members, General Counsel, Board Coordinator Reports**

**Adjourn October 25, 2024 Oversight Board Regular Meeting**

# Regular Agenda

**Item R1. Motion to Approve Minutes of the August 9, 2024, Meeting of the Oversight Board.**


# Broward County Transportation Dept. Bus Advertising Program Discussion



**MAP Broward**  
Mobility Advancement Program  
Brought to you by the  
Penny For Transportation

# Presentation forthcoming from Broward County Transportation Department

# Setting 2025 Oversight Board Meeting Calendar



**MAP Broward**  
Mobility Advancement Program  
Brought to you by the  
Penny For Transportation

# Setting 2025 Oversight Board Meeting Calendar

- The Independent Transportation Surtax Oversight Board (“Oversight Board”) is created by the County Code of Ordinances, Title V, Section 31½-75. The Oversight Board is required to meet at least quarterly

February 2025						
Sun	Mon	Tue	Wed	Thu	Fri	Sat
						1
2	3	4	5	6	7	8
9	10	11	12	13	14	15
16	17	18	19	20	21	22
23	24	25	26	27	28	

Dates in **red** indicate County closure

**Holidays and Observances:** 14: Valentine's Day, 17: Presidents' Day

# Setting 2025 Oversight Board Meeting Calendar

## March 2025

Sun	Mon	Tue	Wed	Thu	Fri	Sat
						1
2	3	4	5	6	7	8
9	10	11	12	13	14	15
16	17	18	19	20	21	22
23	24	25	26	27	28	29
30	31					

**Holidays and Observances:** 17: St. Patrick's Day



# Setting 2025 Oversight Board Meeting Calendar

## April 2025

Sun	Mon	Tue	Wed	Thu	Fri	Sat
		1	2	3	4	5
6	7	8	9	10	11	12
13	14	15	16	17	18	19
20	21	22	23	24	25	26
27	28	29	30			

**Holidays and Observances:** 12: Passover Eve, 13: Passover (first day), 15: Tax Day, 18: Good Friday (Many regions), 20: Last Day of Passover, 20: Easter Sunday, 21: Easter Monday

# Setting 2025 Oversight Board Meeting Calendar

## May 2025

Sun	Mon	Tue	Wed	Thu	Fri	Sat
				1	2	3
4	5	6	7	8	9	10
11	12	13	14	15	16	17
18	19	20	21	22	23	24
25	26	27	28	29	30	31

**Holidays and Observances:** 5: Cinco de Mayo, 11: Mother's Day, 26: Memorial Day

# Setting 2024 Oversight Board Meeting Calendar

## June 2025

Sun	Mon	Tue	Wed	Thu	Fri	Sat
1	2	3	4	5	6	7
8	9	10	11	12	13	14
15	16	17	18	19	20	21
22	23	24	25	26	27	28
29	30					

**Holidays and Observances:** 14: Flag Day, 15: Father's Day, 19: Juneteenth

# Setting 2025 Oversight Board Meeting Calendar

## July 2025

Sun	Mon	Tue	Wed	Thu	Fri	Sat
		1	2	3	4	5
6	7	8	9	10	11	12
13	14	15	16	17	18	19
20	21	22	23	24	25	26
27	28	29	30	31		

**Holidays and Observances:** 4: Independence Day

# Setting 2025 Oversight Board Meeting Calendar

## August 2025

Sun	Mon	Tue	Wed	Thu	Fri	Sat
					1	2
3	4	5	6	7	8	9
10	11	12	13	14	15	16
17	18	19	20	21	22	23
24	25	26	27	28	29	30
31						

# Setting 2025 Oversight Board Meeting Calendar

## September 2025

Sun	Mon	Tue	Wed	Thu	Fri	Sat
	1	2	3	4	5	6
7	8	9	10	11	12	13
14	15	16	17	18	19	20
21	22	23	24	25	26	27
28	29	30				

**Holidays and Observances:** 1: Labor Day, 23: Rosh Hashana

# Setting 2025 Oversight Board Meeting Calendar

## October 2025

Sun	Mon	Tue	Wed	Thu	Fri	Sat
			1	2	3	4
5	6	7	8	9	10	11
12	13	14	15	16	17	18
19	20	21	22	23	24	25
26	27	28	29	30	31	

**Holidays and Observances:** 2: Yom Kippur, 13: Last Day of Sukkot  
 31: Halloween

# Setting 2025 Oversight Board Meeting Calendar

## November 2025

Sun	Mon	Tue	Wed	Thu	Fri	Sat
						1
2	3	4	5	6	7	8
9	10	11	12	13	14	15
16	17	18	19	20	21	22
23	24	25	26	27	28	29
30						

**Holidays and Observances:** 4: Election Day, 11: Veterans Day, 27: Thanksgiving Day, 28: Black Friday



# Setting 2025 Oversight Board Meeting Calendar

## December 2025

Sun	Mon	Tue	Wed	Thu	Fri	Sat
	1	2	3	4	5	6
7	8	9	10	11	12	13
14	15	16	17	18	19	20
21	22	23	24	25	26	27
28	29	30	31			

**Holidays and Observances:** 15: Chanukah/Hanukkah (first day), 22: Last Day of Chanukah, 24: Christmas Eve, 25: Christmas Day (All), 31: New Year's Eve

**Let's Take a Break  
10 minutes**

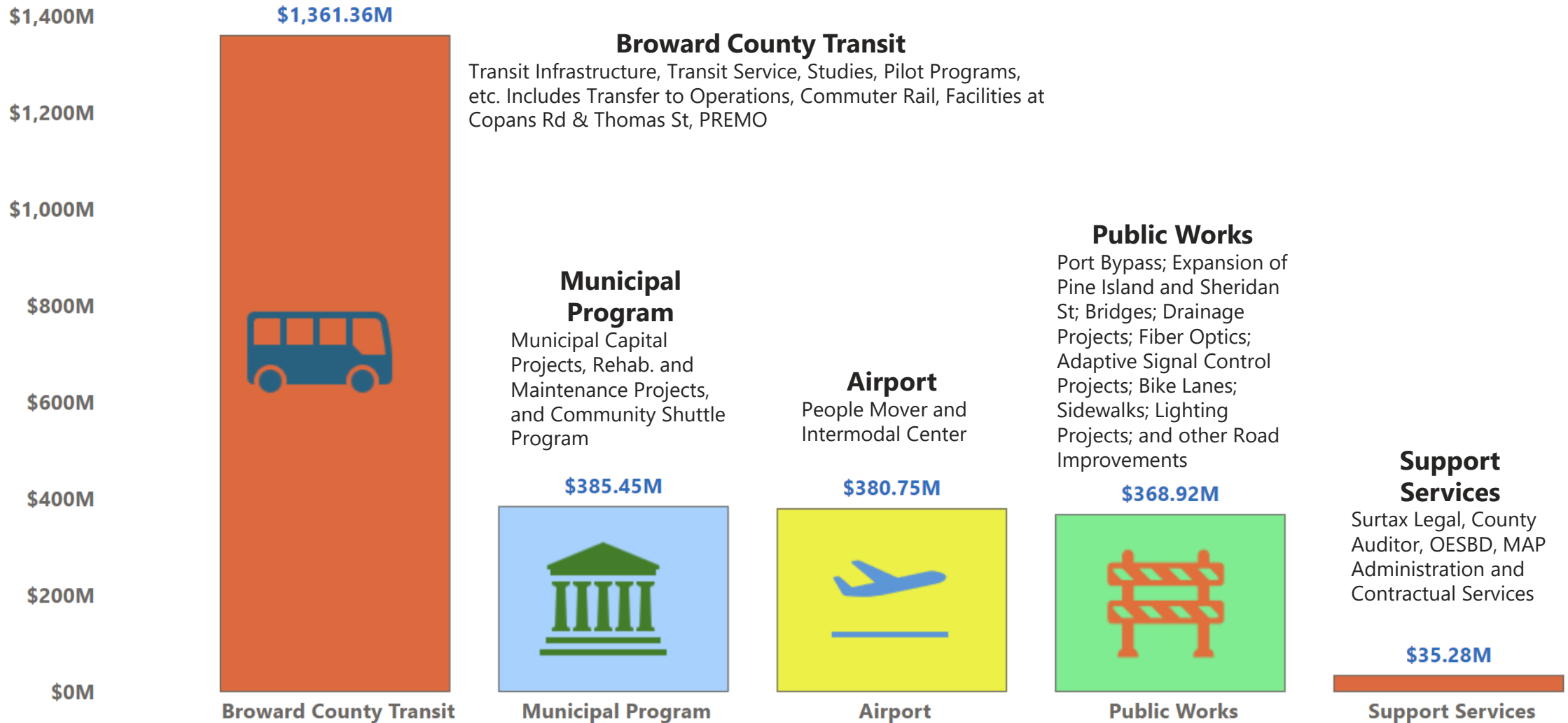
# Program Funding & Investment Analysis (County & Municipal)

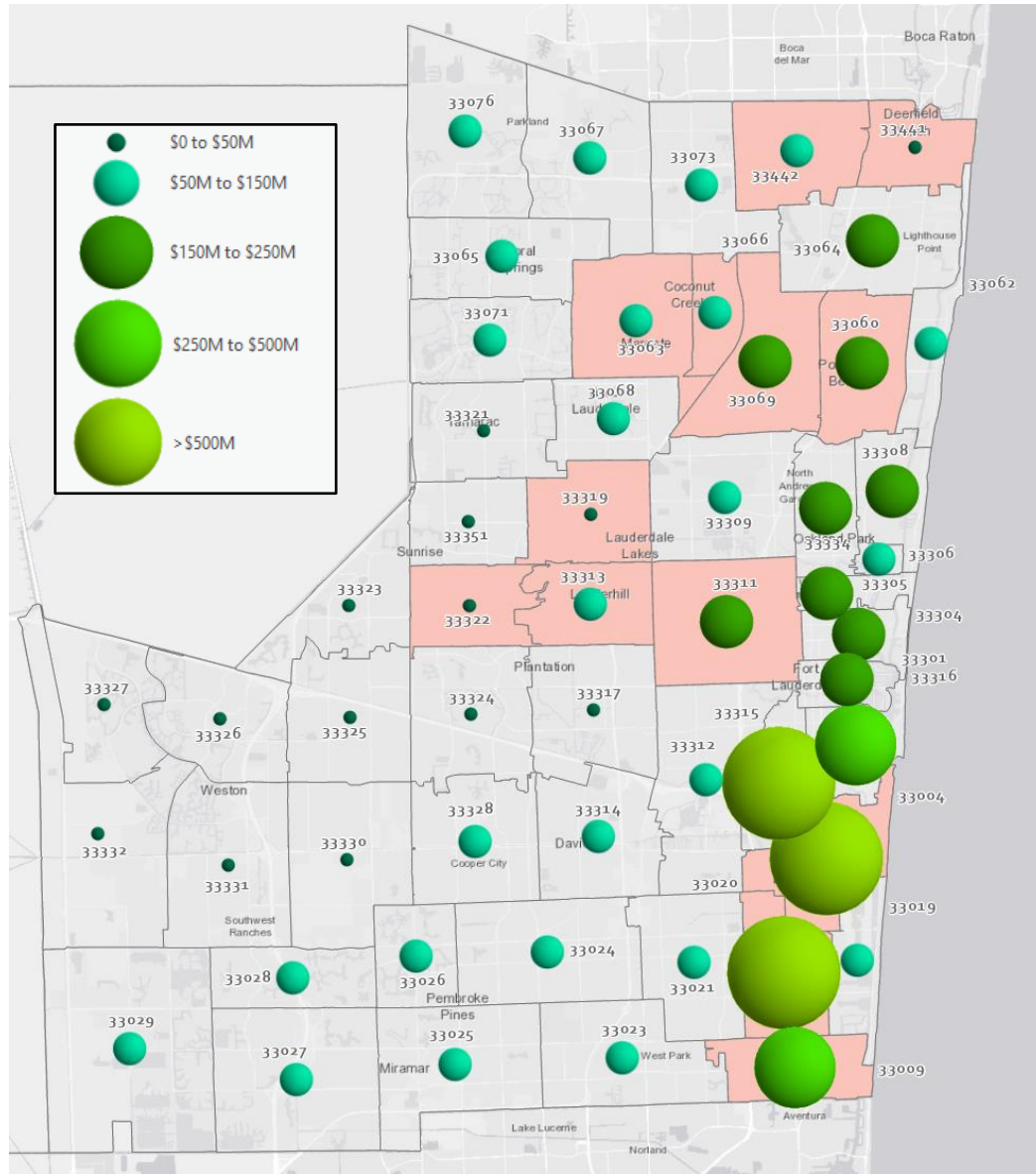
MAP Administration



**MAP Broward**  
Mobility Advancement Program  
Brought to you by the  
Penny For Transportation

# Total Approved/County Adopted Budget FY2019 to FY2025



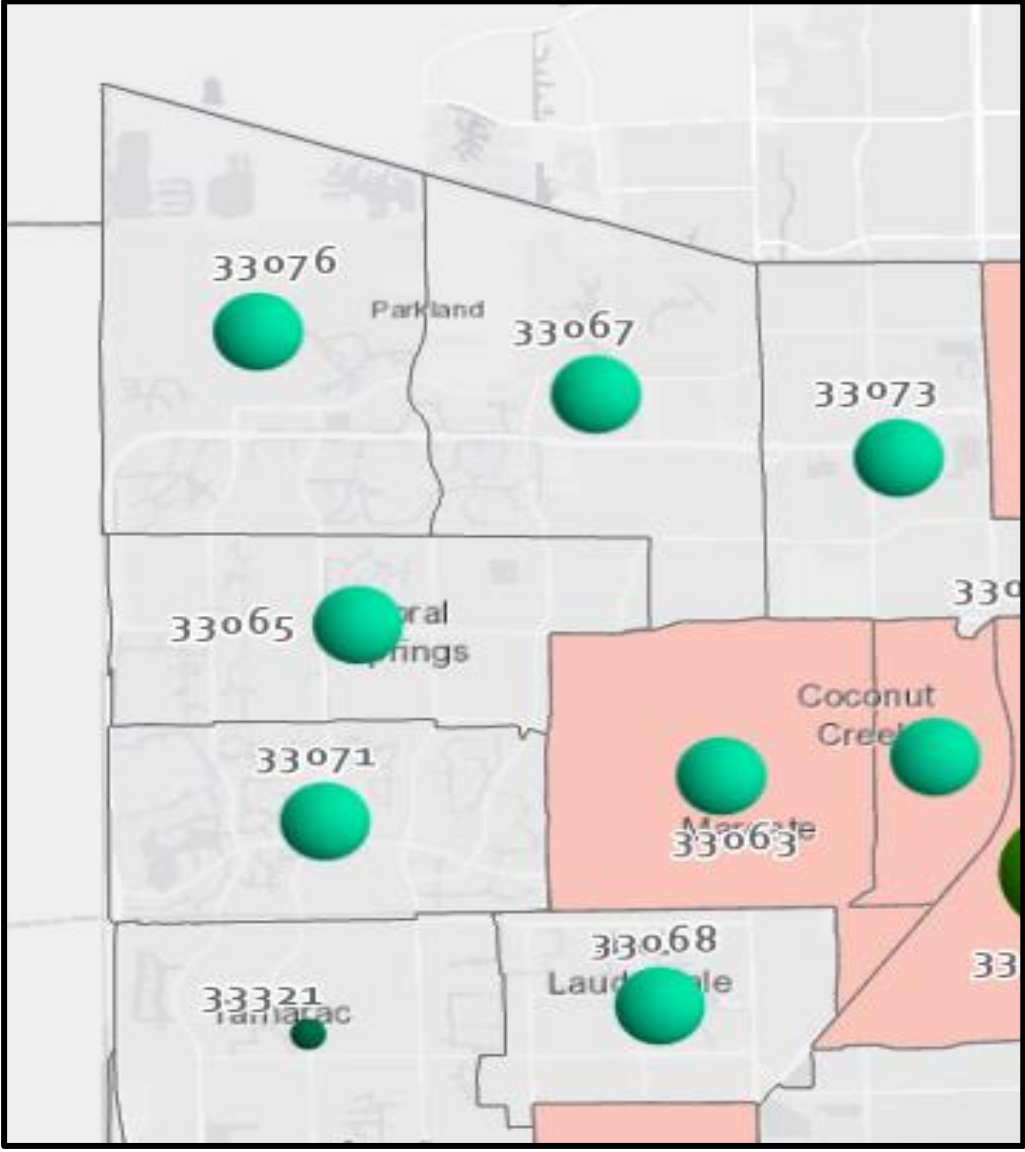
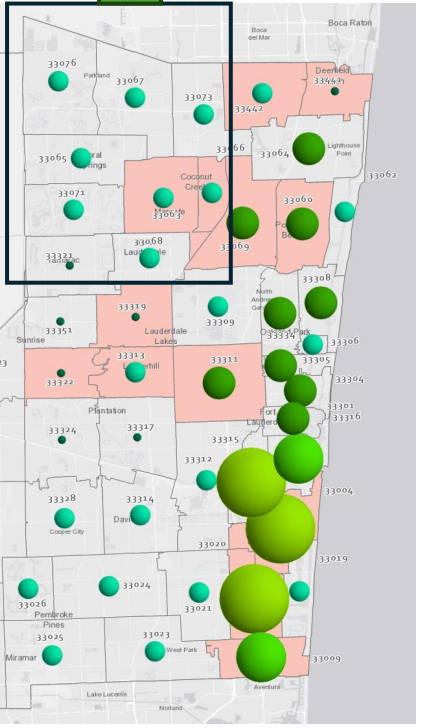


Zip Codes with lowest level of Household Income, American Community Survey, 2022

39% of surtax investments are expected to occur in Broward County zip codes with lowest household incomes (per *American Community Survey, 2022*)

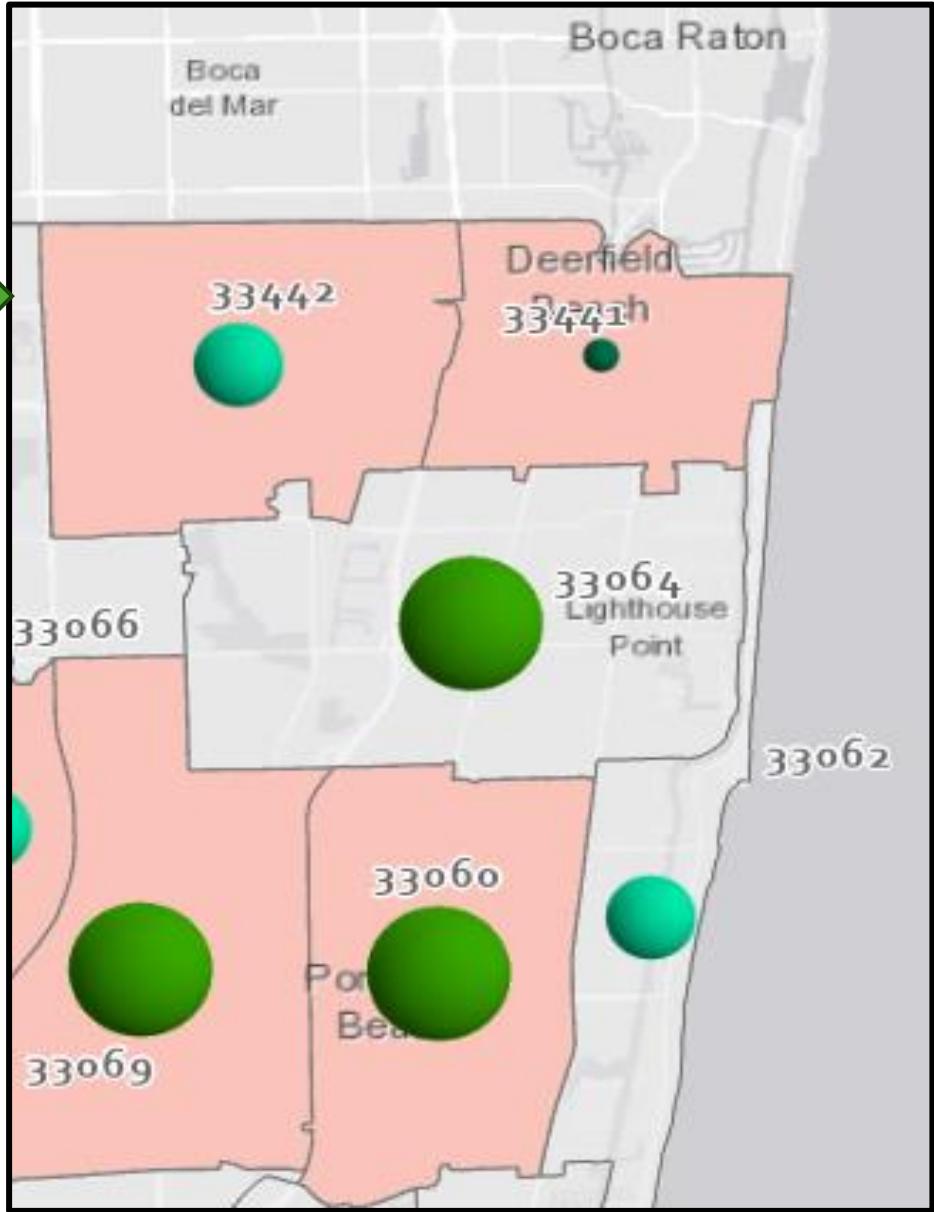
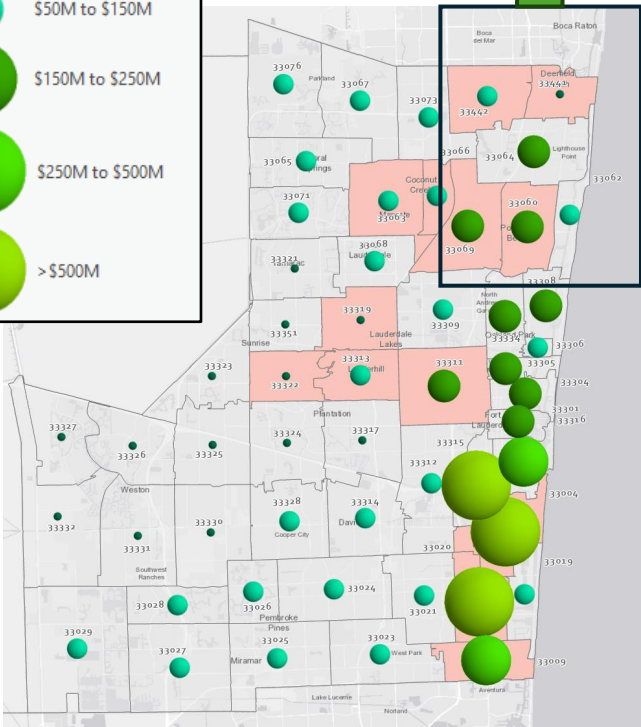
**Notes:**

- The map includes projects managed by County, Municipalities, or multiple entities.
- “Investments” = surtax funding budgeted and appropriated for projects and community shuttle contracts through FY2025. Investments do not include transit transfers to operating (transit services); funding not associated with a specific project; projects that cannot be geographically mapped (countywide studies, planning, designs, etc.); support services and certain contractual services
- When a project overlaps zip codes total funding is included for each impacted zip code (duplication).



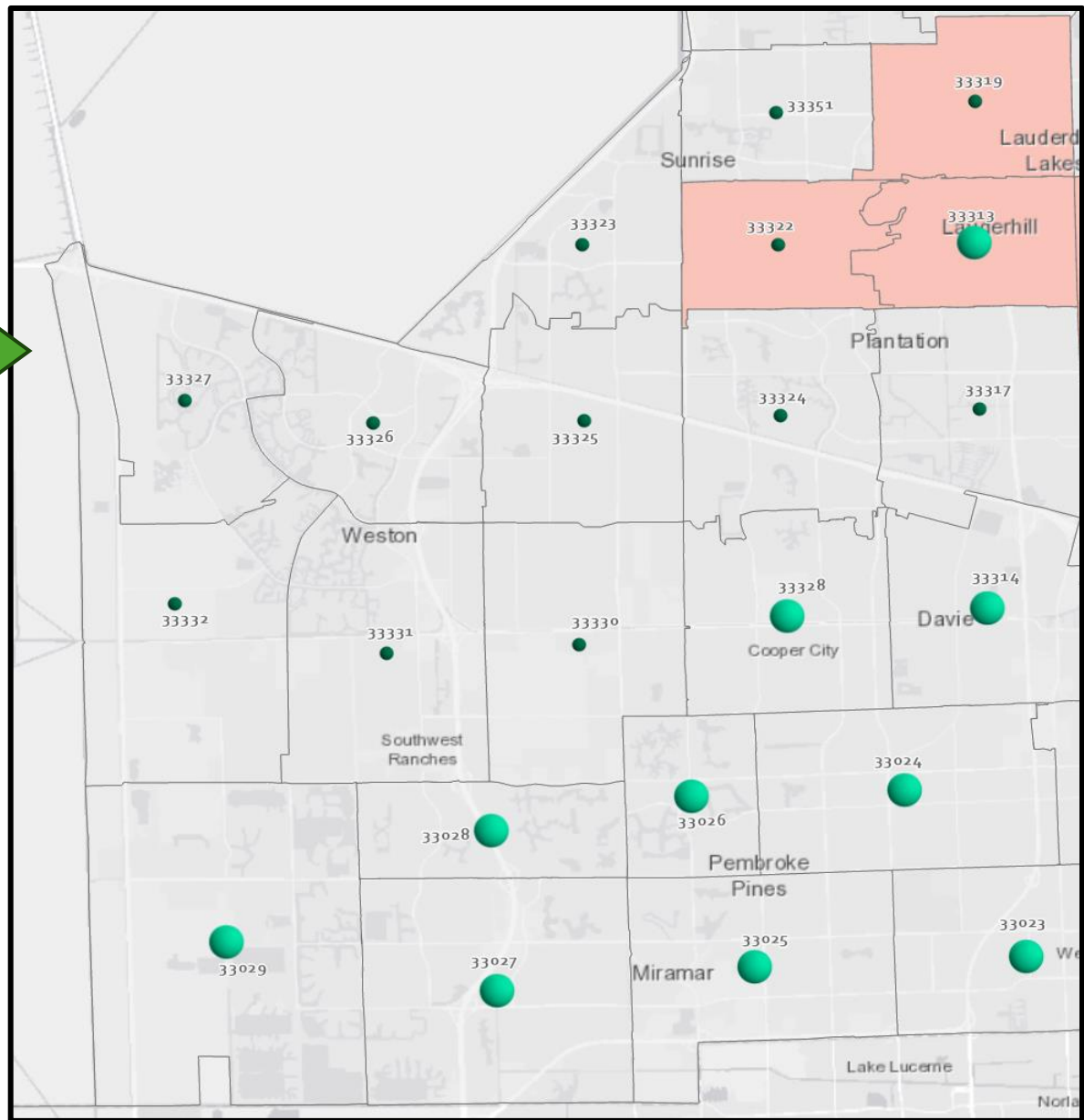
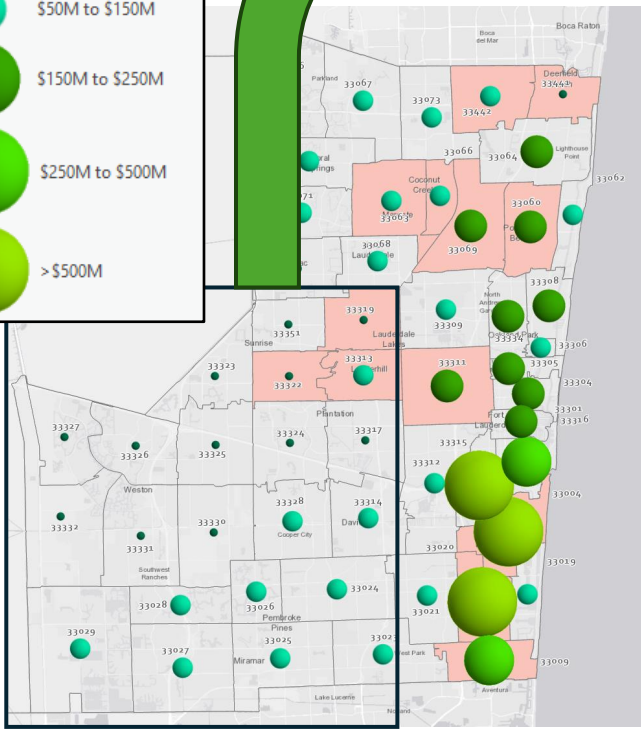
Zip Codes with lowest level of Household Income, American Community Survey, 2022

Value of surtax investments, NW quadrant; does not include non-surtax funding sources



Zip Codes with lowest level of Household Income, American Community Survey, 2022

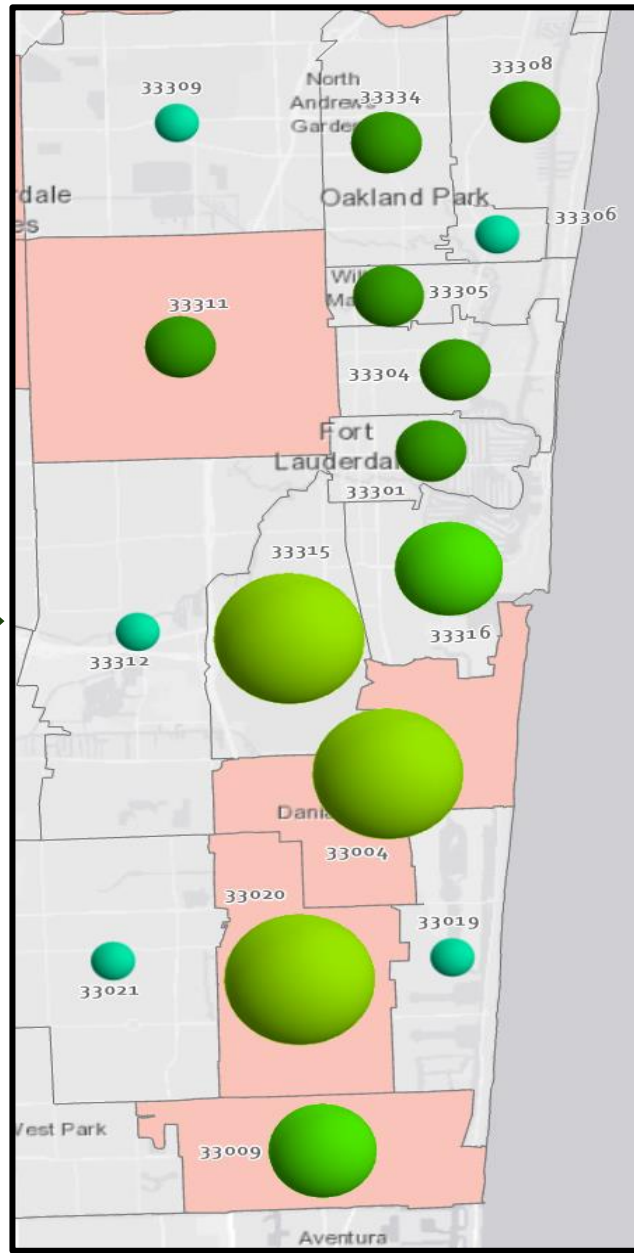
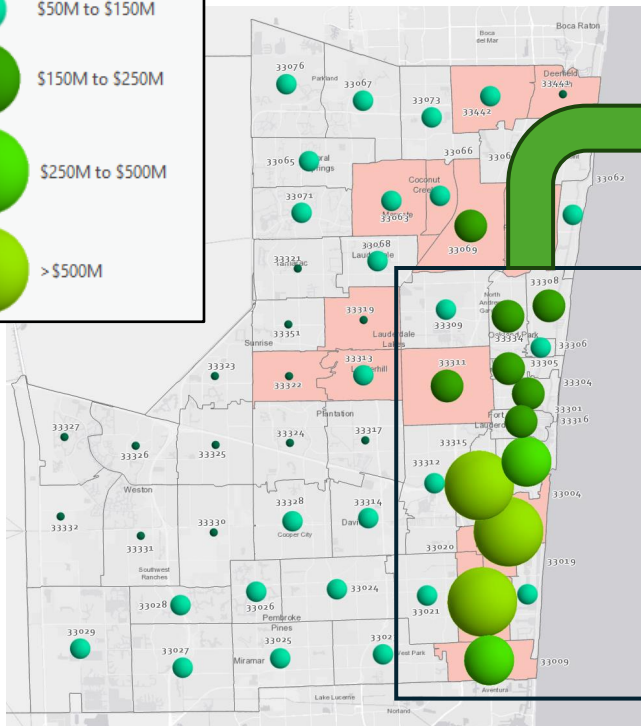
Value of surtax investments, NE quadrant; does not include non-surtax funding sources



Zip Codes with lowest level of Household Income, American Community Survey, 2022

Value of surtax investments, SW/Central quadrant; does not include non-surtax funding sources





Zip Codes with lowest level of Household Income, American Community Survey, 2022

Value of surtax investments, SE quadrant; does not include non-surtax funding sources

# Number of Projects Completed by Entity FY2019 to FY2025

## Broward County Transit



**236**

Completed Projects




Transit Infrastructure, delivered by BCT in the Town of Lauderdale-by-the-Sea



Transit Infrastructure, delivered by BCT in the City of Pembroke Pines

## Public Works



**43**

Completed Projects



Transportation/Road Resilience By City of Pompano Beach



Bridge Repairs (Municipal R&M Project) City of Deerfield Beach



Drainage Improvements, delivered by Broward County Public Works in Broward Municipal Services District

## Municipal



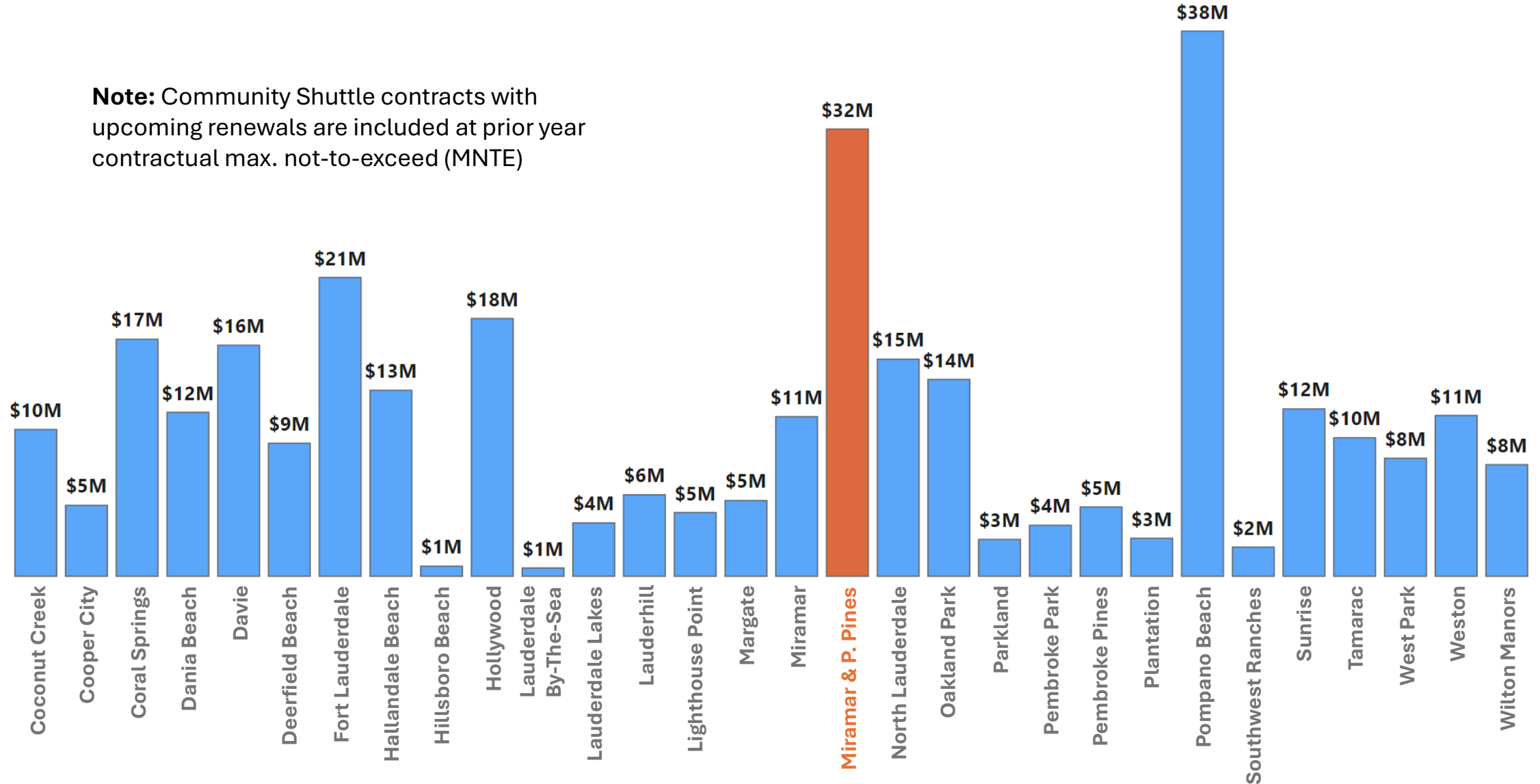
**28**

Completed Projects

# Surtax Municipal Program Overview

Estimated Value of Municipal Capital Projects, Rehab. and Maintenance Projects, and Community Shuttle Program

**Note:** Community Shuttle contracts with upcoming renewals are included at prior year contractual max. not-to-exceed (MNTE)



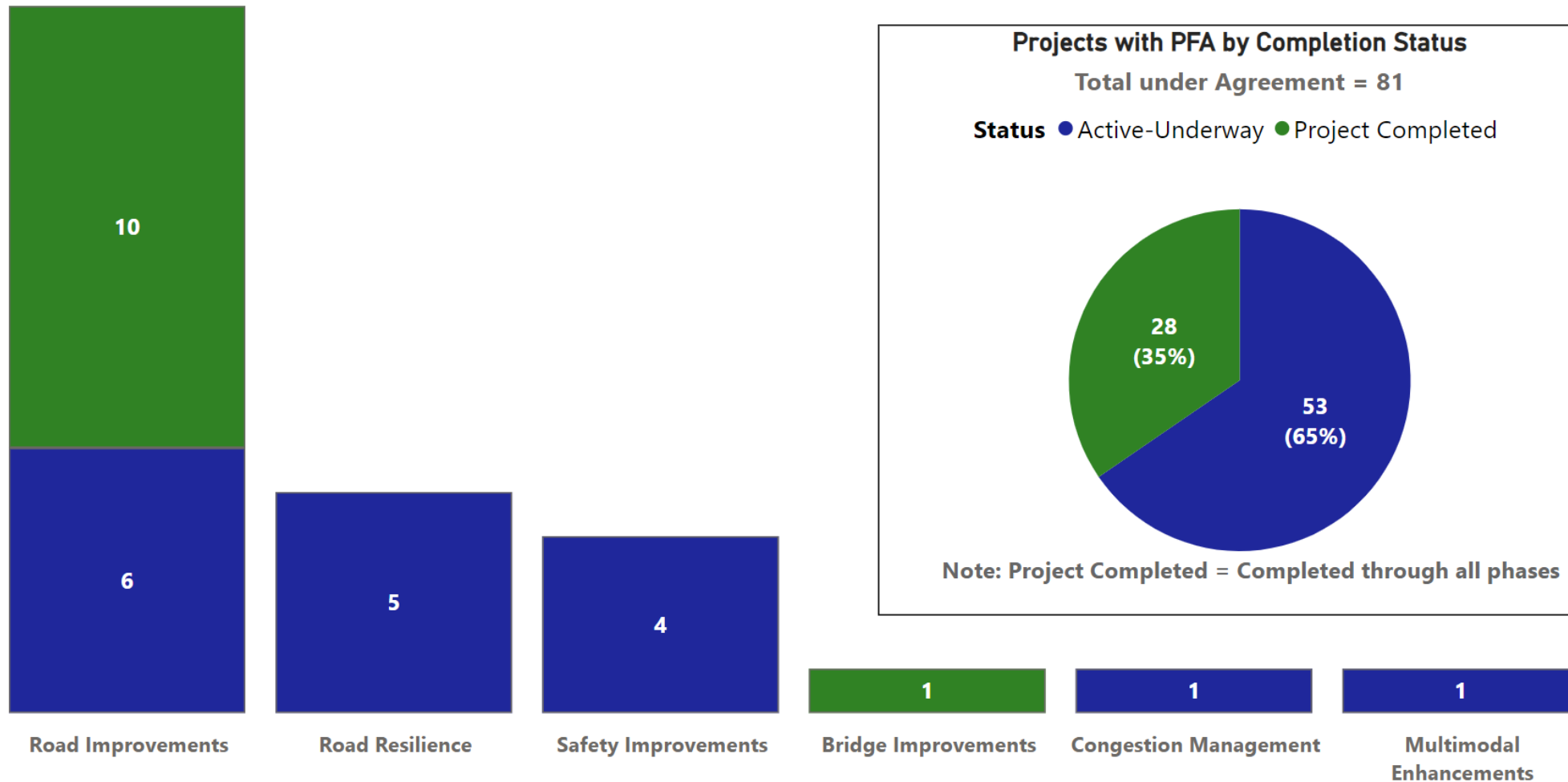
# Surtax Municipal Projects Overview

Summary of **Completed** Municipal Projects

## Completed Project by Category

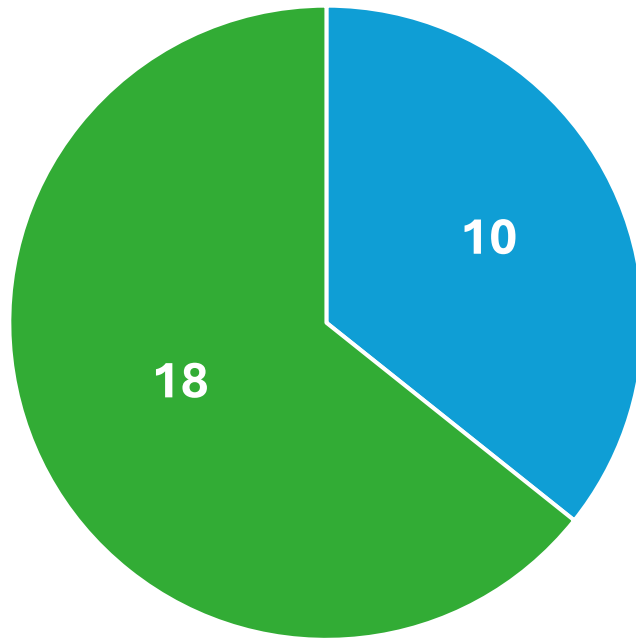
Total Completed Projects = 28

● Municipal Capital ● Municipal Rehab & Maintenance



# Municipal Projects: Estimated Cost Savings FY2020 – FY 2025

**Completed Municipal Projects**  
(Number of Projects On- and Under-Budget)



■ On-Budget ■ Under-Budget

## Estimated Cost Savings



Projects officially withdrawn  
(all phases)

**\$13.1M**



Infeasible Projects

**\$6.2M**



Completed Projects  
(Programmed – Actuals)

**\$8M ~ \$9M**

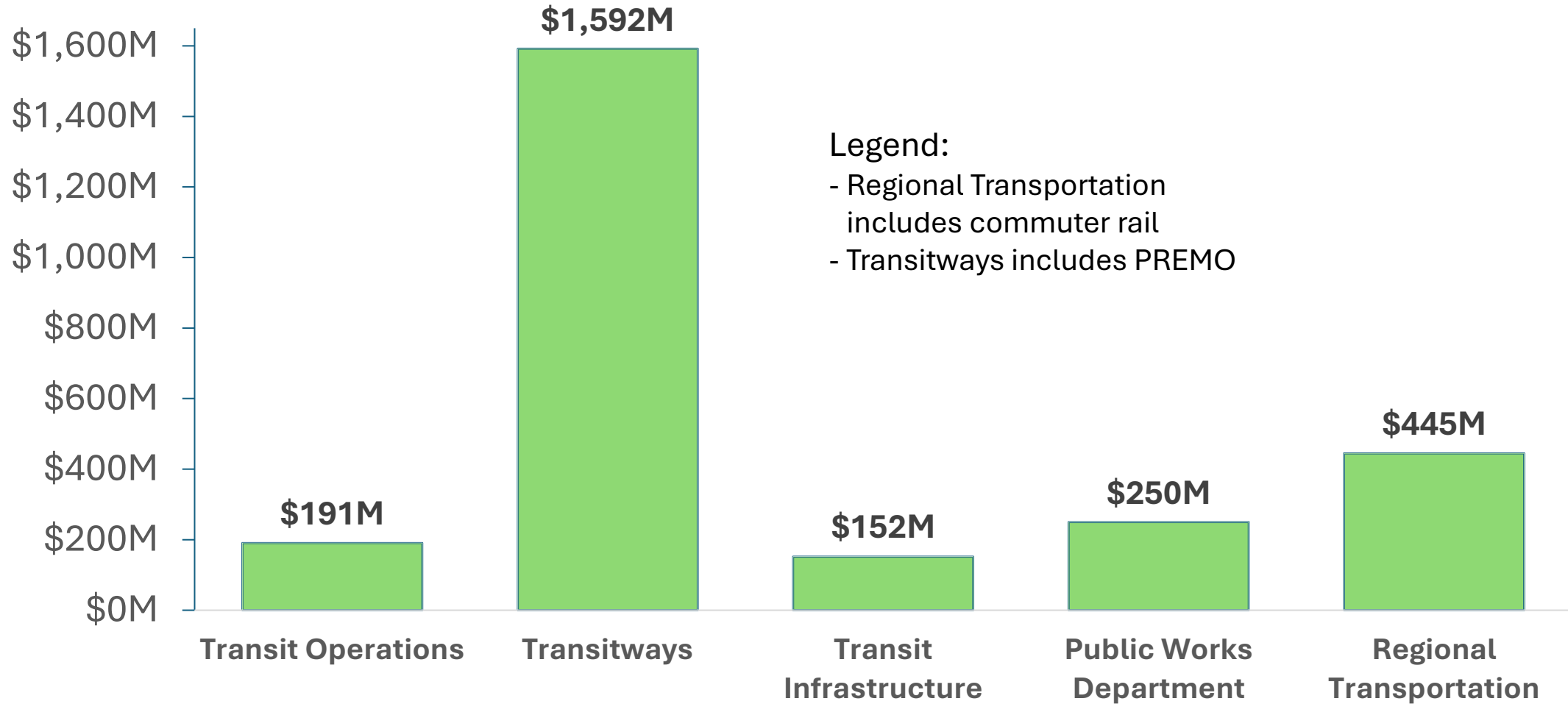


Estimated Total Cost Savings  
(Municipal Projects)

**~ \$30M**

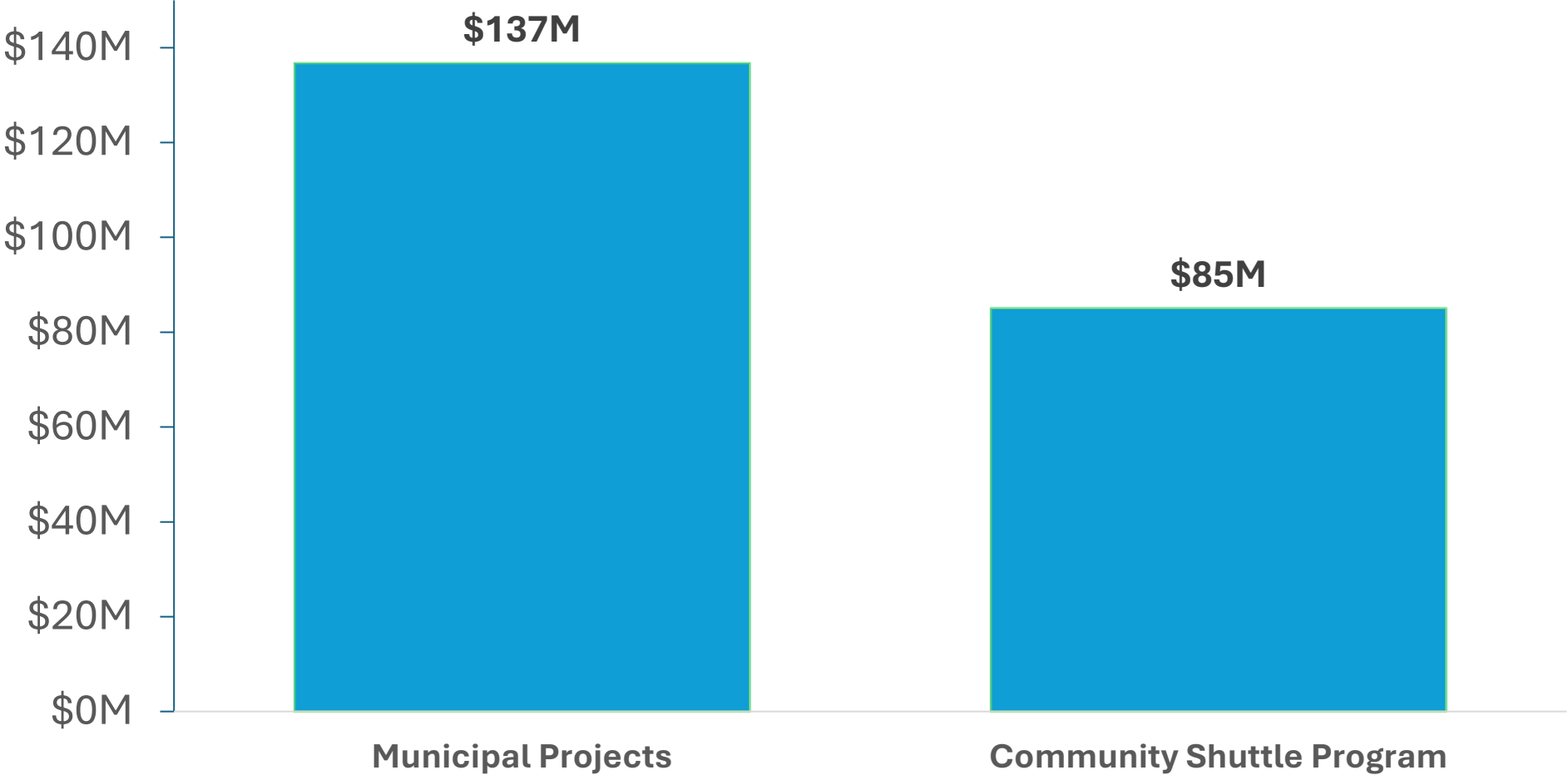
# What is Coming for FY2026 – FY2029?

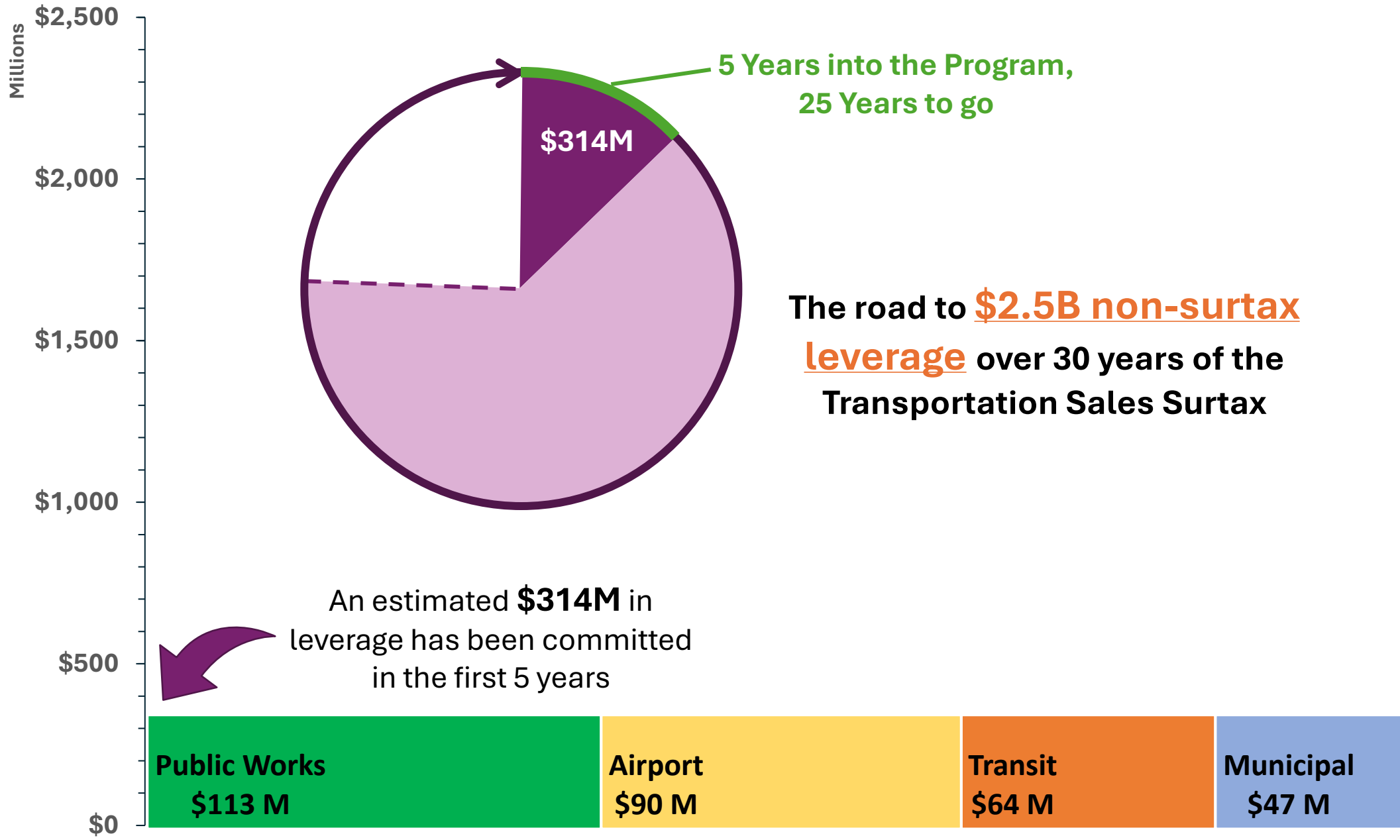
County Projects – County Adopted Budget



# What is Coming for FY2026 – FY2029?

Municipal Program – County Adopted Budget





The road to **\$2.5B non-surtax leverage** over 30 years of the Transportation Sales Surtax

An estimated **\$314M** in leverage has been committed in the first 5 years

5 Years into the Program, 25 Years to go



# MAP Broward Video Presentation



# MAP Broward Video Presentation



**MAP Broward Goals**

**ENSURE ECONOMIC DEVELOPMENT & BENEFITS**

**BROWARD COUNTY**  
FLORIDA  
OFFICE OF ECONOMIC AND SMALL BUSINESS DEVELOPMENT

**get**  
car2street

**BASED ON MY CAPACITY  
BASED ON MY ABILITY**

The graphic features a dark blue background with a yellow diagonal stripe. On the left, there is a stylized traffic light icon with red, yellow, and green lights. The central text is in large, bold, white letters. At the bottom left, there is a logo for Broward County Florida, Office of Economic and Small Business Development. At the bottom right, there is a logo for 'get car2street'. On the right side, a smartphone is shown displaying a video frame with a person's hand on a car's gear shift and the text 'BASED ON MY CAPACITY BASED ON MY ABILITY' at the bottom.

# MAP Broward Video Presentation

## PORT BYPASS ROAD



**MAP Broward**  
Mobility Advancement Program  
Brought to you by the  
Penny For Transportation



**PORT  
EVERGLADES**  
BROWARD COUNTY • FLORIDA



**BROWARD COUNTY  
CONVENTION  
CENTER**  
1000 N. FLORIDA AVE.  
FORT LAUDERDALE, FL 33304

# LUNCH BREAK



Thank you to ARC Broward  
for providing lunch today!

# Program Performance Audit Feedback & Discussion Session 2

## Office of the County Auditor



**MAP Broward**  
Mobility Advancement Program  
Brought to you by the  
Penny For Transportation

# Surtax Performance Auditing- A Discussion

Office of the County Auditor  
Kathie-Ann Ulett, CPA, CFE, Deputy County Auditor  
Laura Rogers, CIA, CFE, CGAP, CCA, Audit Manager

# What is a Performance Audit?

- ▶ Objective analysis to assist management and those charged with governance and oversight to:
  - ▶ improve program performance and operations and/or reduce costs
  - ▶ facilitate decision making by parties with responsibility to oversee or initiate corrective action
  - ▶ contribute to public accountability
- ▶ Performance audit objectives can vary and may include assessments of:
  - ▶ program effectiveness, economy, and efficiency
  - ▶ internal control
  - ▶ compliance
  - ▶ current status or prospective analyses
- ▶ May include aspects of 'compliance'
  - ▶ evaluating program effectiveness may also involve an additional objective of evaluating the program's internal controls.

# Performance Audit of Program vs Project

Performance Audit can consider:

- ▶ Success of an overall program in achieving its goals (macro level)
  - ▶ Consideration of program in its totality, can include multiple aspects of operations, projects objectives
  - ▶ Higher level examination of the complete entity/service
  
- ▶ Success of a specific aspect of a program
  - ▶ A focused approach of one component of the overall program
  
- ▶ Success of a specific project (micro level)
  - ▶ Review of a single project



# Our Recommendation:

- ▶ First Five Years of Surtax Program Implementation
  - ▶ Is program delivered in a manner consistent with ballot initiatives?
    - ▶ Look at 30-year plan
  - ▶ What has been spent, where?
- ▶ Possible Analyses of dollars expended:
  - ▶ By Ballot Focus Areas:
    - ▶ traffic congestion, roads and bridges, traffic signal synchronization, safe sidewalks and bicycle pathways, bus and special needs transportation, rail, and emerging transportation technologies
  - ▶ By Project: locations, type, completed/in progress
  - ▶ By Nature: Operating, tangible assets, roadway, reserves, administration

# Initial Performance Audit Suggestion:

- ▶ Benefits:
  - ▶ ‘Pulse point’ of Surtax after first five years
    - ▶ Offer a general perspective on program status
  - ▶ Can be first of re-occurring five-year performance audit
    - ▶ Create framework/baseline analyses that can be compared over time
  - ▶ May help identify focus areas for a more in-depth review
    - ▶ Use findings to determine subject matter for future audits
    - ▶ Potential identification of specific aspect of program, operational area, or project for ‘deeper dive’
- ▶ Can be completed by our Office
  - ▶ Quicker start than initiating a procurement process

# Discussions/Questions:

- ▶ Other suggestions?
- ▶ Other comments?

# Non-Action Agenda

- **Chair's Report**
- **Member Reports**
- **General Counsel Report**
- **Board Coordinator Report**

# Adjourn October 25, 2024 Oversight Board Regular Meeting