

Independent Transportation Surtax Oversight Board Regular Meeting

August 9, 2024



MAP Broward
Mobility Advancement Program
Brought to you by the
Penny For Transportation

Updated 8.7.2024

Agenda Overview – Regular Meeting

Welcome & Call to Order – Chair, C. Douglas Coolman

**Presentations - Traffic Signal Control System & Congestion Management Planning for FY2026-2029
- MAP Broward FY 2025-FY2029 Five-Year Public Outreach Plan**

Regular Agenda

1. **Motion to Approve** Minutes of the May 10, 2024, Oversight Board Meeting
2. **Motion to Approve** as statutorily eligible (Sec. 212.055(1)(d), F.S.) the proposed projects and expenditures in various categories for FY2025
3. **Motion to Approve** Five-Year Plans 2025-2029, consistent with 31 ½ - 75 (h)(3) of the Broward County Code of Ordinances

Discussion Items

Program Performance Audit Feedback and Discussion – Session 1 (*Office of the County Auditor*)

Sunset Review Discussion (*Intergovernmental Affairs/Boards Section*)

3rd Amendment to the Transportation System Surtax Interlocal Agreement – Status Update

Public Works Department

Traffic Engineering Division

Highway Construction & Engineering Division

Adaptive Traffic Control Systems – Project Status

Presented to:

Transportation Surtax Oversight Board

August 9, 2024



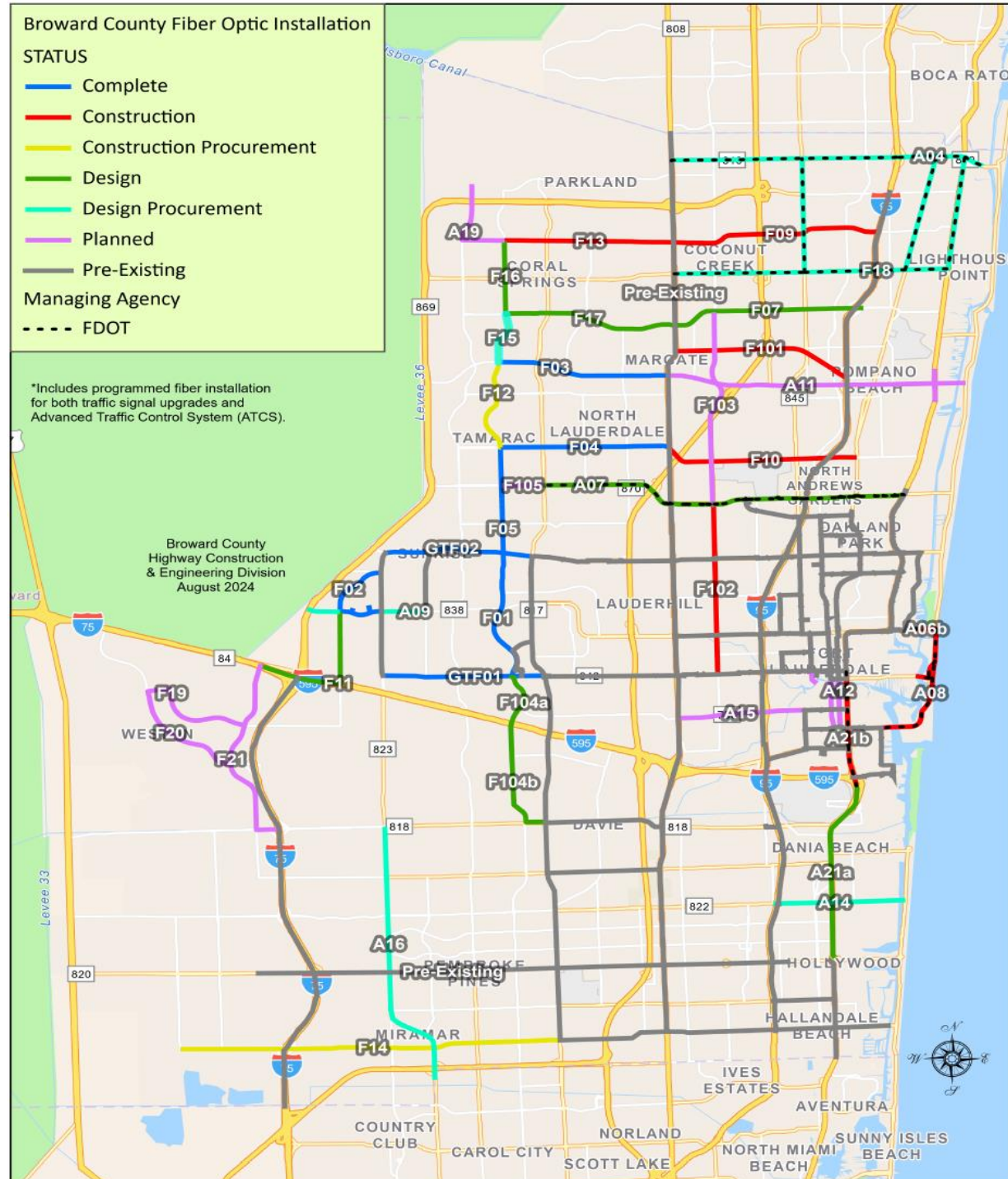
MAP Broward

Mobility Advancement Program

Brought to you by the
Penny For Transportation

Broward County Fiber Optic System

As of August 2024



Adaptive Traffic Control Systems

Multi-Agency Collaborations

ATCS Collaborations with other agencies

MAPID	Location	Agency
A01	Broward Blvd	FDOT-D4/HCED
A02	Hallandale Beach Blvd/US-1	HCED
A03	University Dr	FDOT-D4/HCED
A04	Hillsboro Blvd	FDOT-D4
A05	SR-7 (US-441)	FDOT-D4/HCED
A06	Sunrise Blvd	FDOT-D4/HCED
A07	Commercial Blvd	FDOT-D4
A08	SE 17th St Causeway	FDOT-D4
A09	Sunrise Blvd / Panther Pkwy	HCED
A103	Pine Island Rd	HCED
A13	Miramar Pkwy	HCED
A14	Sheridan St	HCED
A16	Flamingo Rd / Red Rd	HCED
A17	Sample Rd	FDOT-D4
A21	US-1	FDOT-D4/HCED



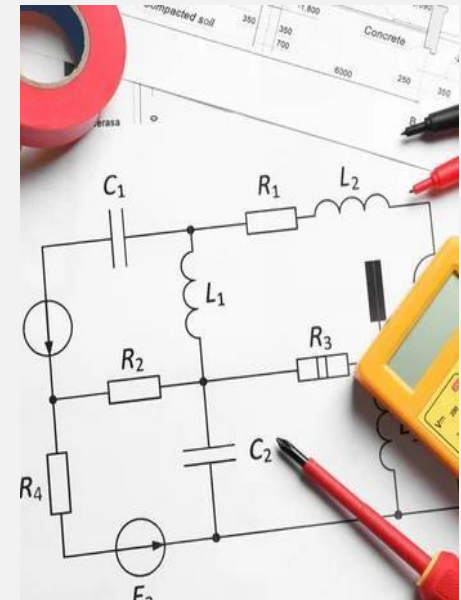
Adaptive Traffic Control Systems - Projects Under Construction

MAP ID	Corridor	Limits	% Complete
A01	Broward Blvd	Broward Boulevard from SR 7 to NW/SW 24th Ave	80%
A03	University Dr	University Drive from Broward Blvd to Peters Road	85%
A21	US-1	Federal Highway from I-595 to Broward Boulevard	85%
A06	Sunrise Blvd	Sunrise Boulevard from South N Federal Highway to SR-A1A	60%
A08	SE 17th St Causeway	SE 17th Street from US-1 to Holiday Drive	60%
A01	Broward Blvd	Broward Blvd from NW/SW 22nd Ave to SE 8th Ave	Under Contract
A03	University Dr	University Dr from Stirling Rd to SR-84 / from NW 2nd St to Sunrise Blvd	Under Contract
A05	SR-7 (US-441)	SR-7 from South of Sample Road to Atlantic Blvd and Lux Road	Under Contract
A06	Sunrise Blvd	Sunrise Boulevard from SR 7 to N Flagler Drive	Under Contract
A13	Miramar Pkwy	Miramar Pkwy from SW 184 Av to Monarch Lakes Boulevard	Under Contract
A02	Hallandale Beach Blvd/US-1	Hallandale Beach Boulevard from SR 7 to A1A / US-1 from Miami-Dade County Line to Atlantic Shores Blvd	Procurement



Adaptive Traffic Control Systems - Projects Under Design

MAP ID	Corridor	Limits	% Complete
A21	US-1	Pembroke Road to Griffin Road	90%
A103	Pine Island Rd	Orange Grove Drive to Cleary Blvd	90%
A16	Flamingo Rd / Red Rd	Griffin Rd to Miami-Dade Co. Line	Procurement
A14	Sheridan St	I-95 to A1A	Procurement

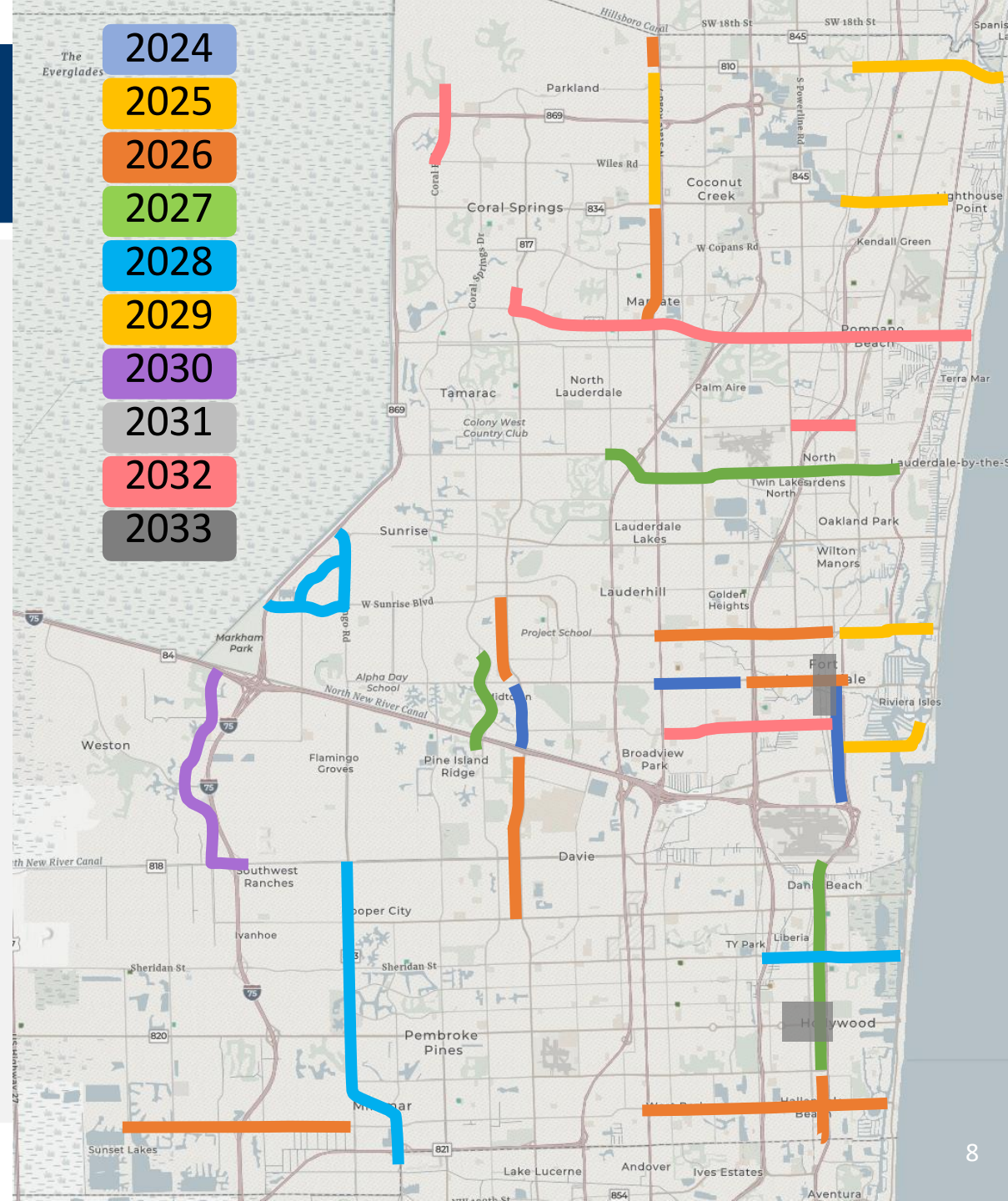


Adaptive Traffic Control Systems

Project Completion Schedule

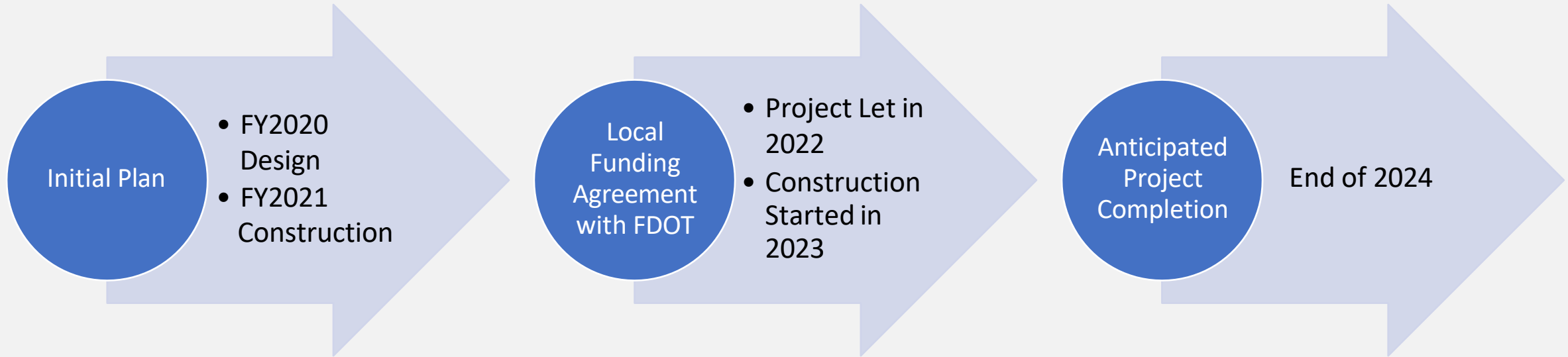
2024	A03	University Dr
	A21	US-1
	A01	Broward Blvd
2025	A06	Sunrise Blvd
	A08	SE 17th St Causeway
2026	A01	Broward Blvd
	A02	Hallandale Beach Blvd/US-1
	A03	University Dr
	A05	SR-7 (US-441)
	A06	Sunrise Blvd
	A13	Miramar Pkwy
2027	A07	Commercial Blvd
	A103	Pine Island Rd
	A21	US-1
2028	A09	Sunrise Blvd / Panther Pkwy
	A14	Sheridan St
	A16	Flamingo Rd / Red Rd

2029	A04	Hillsboro Blvd
	A05	SR-7 (US-441)
	A17	Sample Rd
2030	A18	Weston Rd
2031	A12	Fort Lauderdale Downtown
2032	A11	Atlantic Blvd
	A15	Davie Blvd
	A19	Coral Ridge Dr
	A20	Cypress Creek Rd
2033	A10	Young Circle Area



Adaptive Traffic Control Systems

Example of Construction Schedule Challenges: Broward Boulevard



PROJECT IMPROVEMENTS

- Upgrading pedestrian signals at all signalized intersections within the project limits
- Installing 39 light poles and upgrading existing lighting with LED fixtures between US 441/SR 7 and W 27th Avenue
- Removing decorative paver crosswalks
- Extending median left turn lanes to increase vehicle capacity at various locations
- Milling and resurfacing the roadway
- Upgrading signing and pavement markings

Discussion?

Q&A?

**Broward County Traffic
Engineering Division,
Public Works Department**

FY 2025 Budget Request



MAP Broward
Mobility Advancement Program
Brought to you by the
Penny For Transportation


Extend Near-Miss Pilot Program

\$320K of surtax funds is included in the FY 2025 Recommended Budget to support one additional year of near-miss assessment

- Acquire and deploy mobile fisheye-camera video collection units to the field for video data collection
- Identify safety solutions for deployment
- Relocate as necessary to conduct new near-miss assessments

Recommended Improvement Example

- At University Dr/Stirling Rd, southbound right-turning vehicles do not yield to westbound thru vehicles, resulting in risky lane merges
- Add a dedicated right-turn signal with signage to counteract V2V conflicts for right-turning and thru movements



R10-10 sign (MUTCD)

Broward County Traffic Engineering Division

Strengthening Mobility and Revolutionizing Transportation (SMART) 2024 Grant Application



MAP Broward
Mobility Advancement Program
Brought to you by the
Penny For Transportation

Stage 1 Planning and Prototyping SMART Grant Application

- In July 2024, Traffic Engineering Division (TED) submitted a \$2M grant application (with no local match required) entitled “Prototype a Wireless Network Upgraded to Increase Safety and Mobility for All Road Users”
- Proposed to establish/test an upgraded wireless communication system
- Expected to reduce the installation scale for fiber optic cables, decrease reliance on cellular communication, and speed up the deployment of field devices
- TED will coordinate with regional entities to establish the prototype, and later propose a scaled-up project to pursue SMART Stage 2 implementation grants


Discussion?

Q&A?

MAP Broward Five-Year Public Outreach Plan

Purpose: *The purpose of this plan is to establish, build and maintain relationships while increasing public awareness of MAP Broward's progress. The Plan also identifies collaborative efforts with stakeholders intended to inform residents and visitors about surtax-funded projects. This plan focuses on activities proposed for FY 2025-2029.*

This plan was created at the request of the Oversight Board beginning in 2020 and is periodically updated. The Public Outreach and Engagement Plan covers all aspects of the transportation surtax program.



Accomplishments

- Received 3 National Association of Counties (NACo) Awards in the ***Public Information and Civic Engagement*** category for:
 1. Public Perception Survey and Regional Focus Groups (2023)
 2. Transportation Surtax Oversight Board's requested outreach and engagement (MAP Administration Public Engagement and Outreach Plan FYs 2021-2024) (2024)
 3. 3D Video describing Congestion Management Strategies funded by the surtax (2024)
- 3D-animated video collaboration created by Broward County's Innovation Unit, Resilient Environment Department, also received "**Best of Category**" award from the National Association of County Information Officers (NACIO)
- Augmented Reality (AR) and Virtual Reality (VR) experiences being developed as educational tools
- Acquired the agency's first drone to capture surtax project sites before, during, and after construction
- Sponsored the 7th Annual OESBD Broward and Beyond Business Conference with Oversight Board Chair and Vice Chair as keynote speakers
- Accumulated over 1,900 followers across social platforms as of July 1, 2024, approximately 12% increase year-over-year

Key Points For FYs 2025 - 2029

- **Increase of program videos and collaboration with local and regional partners on visualizations**
 - Drone videos of projects (before, during, and after) under construction
 - Storyboards and 3D project visualizations; Augmented Reality and Virtual Reality (AR/VR) educational content
 - Establishing a robust library of completed projects with images and videos featured on public dashboard (*Dashboard Review*)
- **Heightened focus on target demographics:**
 - Kindergarten-5th (elementary school) and 6th-12th (middle & high school) students: Establish unique engagement opportunities to educate youth about multimodal transportation
 - Seniors (Ages 65+): Inform residents of affordable, accessible mobility options in an effort to encourage use; leading to longer-term autonomy; aging in place
- **Re-activation of interagency and partner cross-functions**
 - Project groundbreakings, ribbon cuttings, and joint outreach efforts with municipalities/County
 - Refining municipal and County project branding guidelines for memorialized signage
 - Engaging and informing local, state, and federal surtax stakeholders with our program partners

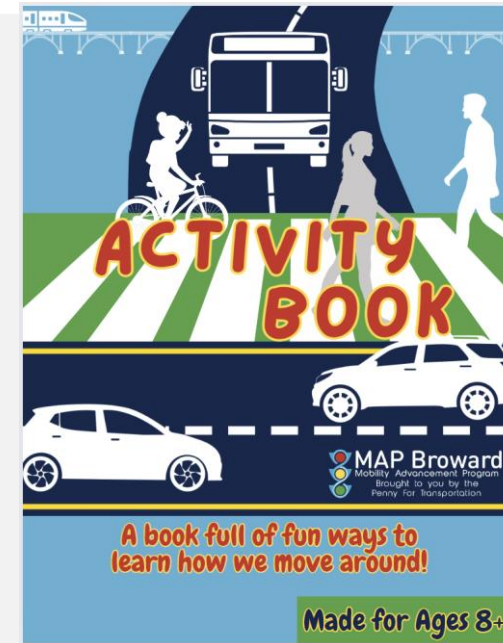
Key Points For FYs 2025 – 2029 (cont.)

- **Increase of program videos and collaboration with local and regional partners on visualizations**
 - Drone videos of projects (e.g., BMSD Washington Park Drone footage)
 - Public Project Dashboard imagery
 - AR/VR educational tools/simulations
 - Direct communication (for larger projects)
 - E-newsletters (*MAP Broward Connector*; potential to collaborate on contact with BCT and OESBD newsletters)




Key Points For FYs 2025 – 2029 (cont.)

- **Heightened focus on target demographics:**
 - Kindergarten-5th (elementary school) students: Activity Book to educate children about different modes of transportation and mobility infrastructure being funded by the surtax
 - 6th-12th (middle & high school) students: Virtual reality and augmented reality experiences to educate about and activate interest in various forms of transportation
 - Seniors (Ages 65+):
 - Outreach events at Senior Care and Independent Living Facilities



Back to School Splash



Key Points For FYs 2025 – 2029 (cont.)


- **Re-Focusing on Program Branding**
 - Branding Guidelines for County and Municipal surtax-funded projects, vehicles, and infrastructure– inclusive of traditional and innovative road signage during and after construction
 - Light post banners; concrete decals; ceramic inserts/inlays; aluminum medallions; truncated domes, etc.
 - Memorialized signage that tells a story and lasts for the useful life of the investment
 - Working closely with partners in BCT and Public Works to identify creative ways to brand and memorialize surtax investments



Interagency Collaborative Outreach & Engagement

- League of Cities Surtax Engagement Event in GCW Board Room (September 20)
- 2024 Municipal Marketing Day – hosting the program’s 2nd marketing day (October 15); invitation to all municipal PIOs and staff to review best practices for communicating projects to the community and open forum discussion to uncover opportunities for improvement
- Broward Municipal Services District (BMSD) wellness event; MAP Broward will sponsor event to educate residents on surrounding projects and the Multimodal Mobility Master Plan - October 19
- Continuing to pursue opportunities (Junior Achievement, MODS, etc.) to create physical spaces to engage key populations about the program
- 2025 Broward County Innovation Day—Highlighting surtax-funded innovations and AR/VR educational tools
- 2025 Broward and Beyond Business Event sponsor

3D Animation Video – Fiber Optic Signals



Q & A

Thank You

Action Item 1

Motion to Approve Minutes of the May 10, 2024 Oversight Board Meeting

Oversight Board Eligibility Determination

FY 2025 Proposed Projects & Expenditures



MAP Broward
Mobility Advancement Program
Brought to you by the
Penny For Transportation

Eligible Uses Enumerated in Sec. 212.055(1)(d)(1)

“(d) Proceeds from the surtax shall be applied to as many or as few of the uses enumerated below in whatever combination the county commission deems appropriate:

1. Deposited by the county in the trust fund and shall be used for the purposes of development, construction, equipment, maintenance, operation, supportive services, including a countywide bus system, on-demand transportation services, and related costs of a fixed guideway rapid transit system; . . .

4. Used by the county for the planning, development, construction, operation, and maintenance of roads and bridges in the county; for the planning, development, expansion, operation, and maintenance of bus and fixed guideway systems; for the planning, development, construction, operation, and maintenance of on-demand transportation services . . . Pursuant to an interlocal agreement entered into pursuant to chapter 163, the governing body of the county may distribute proceeds from the tax to a municipality. . .”

Action Item 2

Motion to Approve as statutorily eligible the proposed projects and expenditures in the following categories and amounts for FY2025:

- \$77M Public Works Capital Design and Construction
- \$27.9M for Transit Capital
- \$6.4M for Transitways Capital
- \$118.8M for Transit Infrastructure
- \$20M for Regional Transportation Capital
- \$153.7M transfer for Transit Operating
- \$4.8M for Late Shift Connect and Micro-transit Pilots
- \$15.1M for Community Shuttle Program (Existing & Expansion)
- \$33.2M for Municipal Projects
- \$5.8M for MAP Administration & Supportive Services for the overall program

(Presented in detail at the August 2, 2024 Oversight Board Budget Workshop)

Oversight Board Action

Five-Year Plans (5YP) FY2025-2029



MAP Broward
Mobility Advancement Program
Brought to you by the
Penny For Transportation

**Broward County
Transportation Dept.**

Five-Year Plan Overview

Coree Cuff Lonergan
CEO/General Manager



MAP Broward
Mobility Advancement Program
Brought to you by the
Penny For Transportation

Agenda



BCT Surtax Overview

PREMO 5YP

Vehicles and Equipment

Transit Infrastructure

Transit Operating

Community Shuttle

Planning, Risks & Performance Management

Discussion



Agenda



BCT Surtax Overview

PREMO 5YP

Vehicles and Equipment

Transit Infrastructure

Transit Operating

Community Shuttle

Planning, Risks, Performance Management

Discussion



BCT 5YP Surtax Capital Program Highlights

- PREMO PROJECTS
 - LRT – Airport/Seaport/Convention Center Corridor (Planning, Design, and Construction)
 - BRT – Oakland Park Blvd Corridor (Planning, Design, and Construction)
 - Commuter Rail – Broward Commuter Rail South
 - BRT – US 441/State Road 7 Corridor (Planning and Design)
 - BRT – Powerline Road (Planning and Design)

BCT 5YP Surtax Capital Program Highlights

- 304 Paratransit Vehicles
- 225 New Bus Shelters
- 94 Electric Fixed-Route Buses
- Propulsion Infrastructure and Equipment
- Intermodal/Transfer Center
- Transit Development Plan (2027) and Comprehensive Operational Analysis (2028)

BCT 5YP Surtax Capital Program

Category	Surtax Total	Non-Local Total	Total
Transitways (LRT, BRT)	\$617.1M	\$981.6M	\$1,598.7M
Transit	218.4M	0.0M	218.4M
Transit Infrastructure	270.9M	0.0M	270.9M
Commuter Rail	1.1M	3.4M	4.5M
Total 5YP - Capital	\$1,107.5M	\$985.0M	\$2,092.5M

Agenda



BCT Surtax Overview

PREMO Five Year Plan

Vehicles and Equipment

Transit Infrastructure

Transit Operating

Community Shuttle

Planning, Risks & Performance Management

Discussion



Transitways

Category	Surtax Total	Non-Local Total	Total
Light Rail Transit (LRT)	\$327.5M	\$981.6M	\$1,309.1M
Bus Rapid Transit (BRT)	289.6M	0.0M	289.6M
Total 5YP - Transitways	\$617.1M	\$981.6M	\$1,598.7M

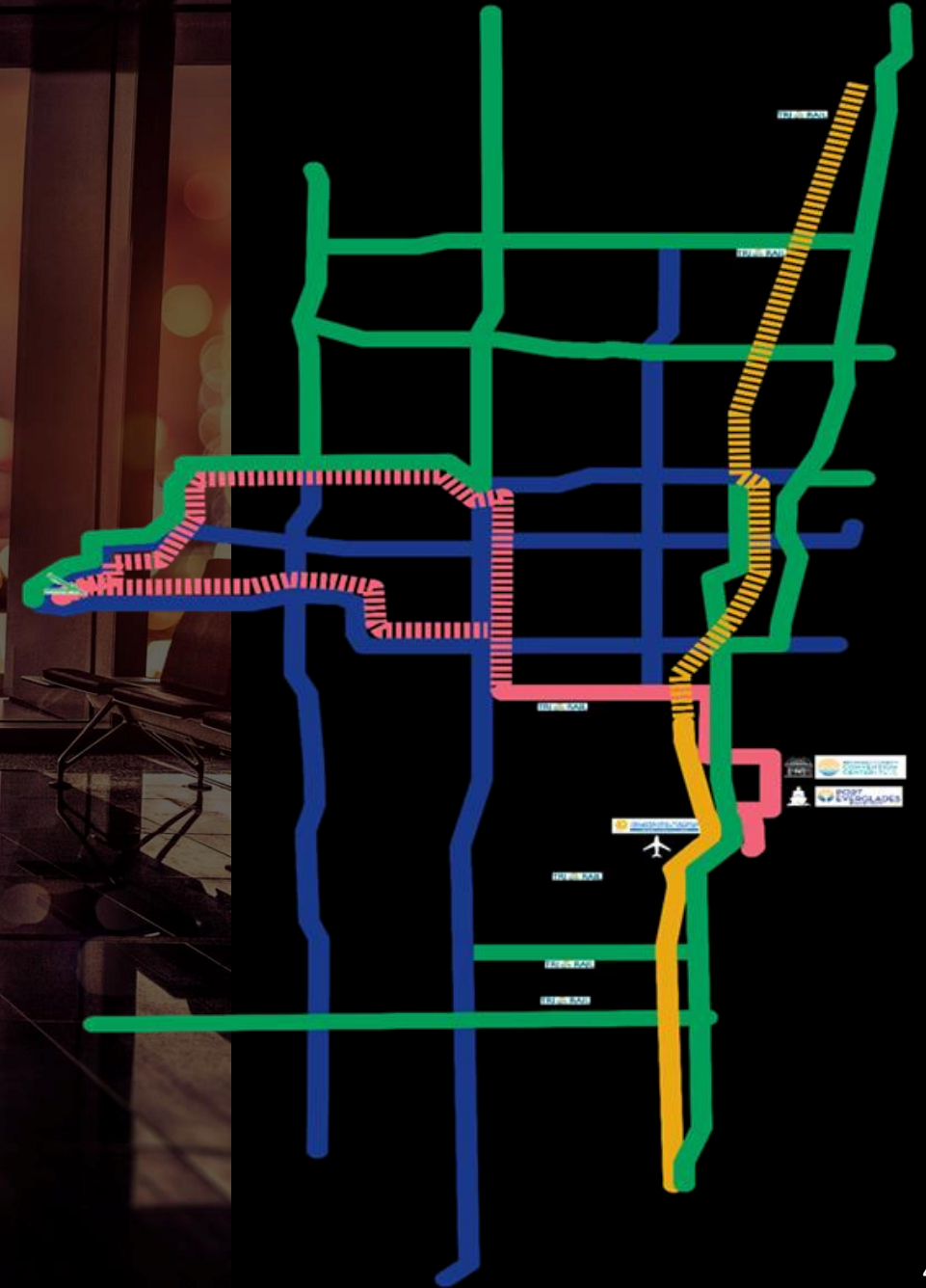
LRT – Airport/Seaport/Convention Center Corridor

Project Overview: Initial segment connects the Fort Lauderdale-Hollywood International Airport, Port Everglades, and the Broward County Convention Center. Includes:

- 3.5 miles of Light Rail Transit (LRT)
- Three stations
- Elevated guideway primarily on Broward County property
- Maintenance facilities location to be determined
- Consideration for future extensions along Broward Boulevard, State Road 7 with east-west connections along Sunrise or Commercial Boulevards, after future performance and studies validate needs

Anticipated Annual Ridership: 130K - 665K

Budget (FY2025-FY2029): \$1.3B



LRT – Airport/Seaport/Convention Center Corridor

Project Phase	Date	Surtax Total	Non-Local Total	Total
Project Management	FY2025-26	\$6.1M	\$17.6M	\$23.7M
Construction	FY2026	293.1M	879.2M	1,172.3M
Vehicles	FY2026	28.3M	84.8M	113.1M
Total 5YP		\$327.5M	\$981.6M	\$1,309.1M*

**Note: 5YP funding estimated at 25% from MAP/Surtax, 25% from FDOT, and 50% from FTA*

BRT – Oakland Park Blvd Corridor

Project Overview: Connects activity centers between A1A and Sawgrass Mills Mall. Includes:

- 15 miles of Bus Rapid Transit (BRT) along Oakland Park Boulevard
- Approximately 16 branded stations
- Exclusive transit lanes where feasible
- Supplemental fixed route local service

Anticipated Annual Ridership: 2.4M - 3.2M

Budget (FY2025-FY2029): \$266.8M

BRT – Oakland Park Blvd Corridor

Project Phase	Date	Surtax Total
Project Planning and Design	FY2025-26	\$ 9.4M
Construction	FY2026	216.5M
Vehicles	FY2026	40.9M
Total 5YP		\$266.8M*

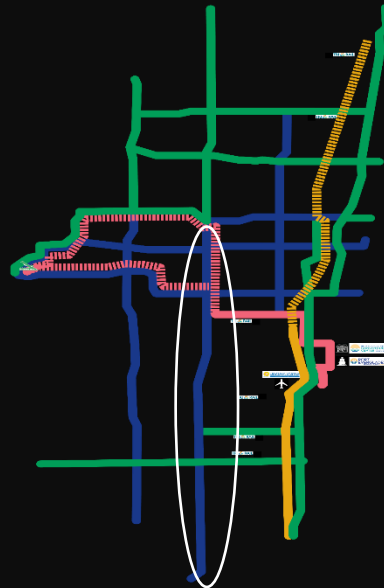
**Note: Assumes Oakland Park Blvd Corridor Project will be 100% Funded by the Transportation Surtax.*



BRT – US 441/State Road 7 Corridor

Project Overview: Connects activity centers between Commercial Boulevard and County Line Road. Includes:

- 15 miles of Bus Rapid Transit (BRT) along US441/SR 7 from Commercial Boulevard to County Line Road
- Supplemental High Frequency service from Sample Road to Commercial Boulevard
- Approximately 16 branded stations
- Exclusive transit lanes where feasible
- Potential Light Rail connections



Anticipated Annual Ridership: 1.6M - 3M

Budget (FY2025-FY2029): \$14.6M (Planning and Design)

BRT – US 441/State Road 7 Corridor

Project Phase	Date	Surtax Total	Non-Local Total	Total
Planning and Design	FY2025-26	\$14.6M	\$0.0M	\$14.6M
Total 5YP		\$14.6M	\$0.0M	\$14.6M

**Note: Future project funding beyond FY2025-FY2029 is assumed at 25% from MAP/Surtax, 25% from FDOT, and 50% from FTA*

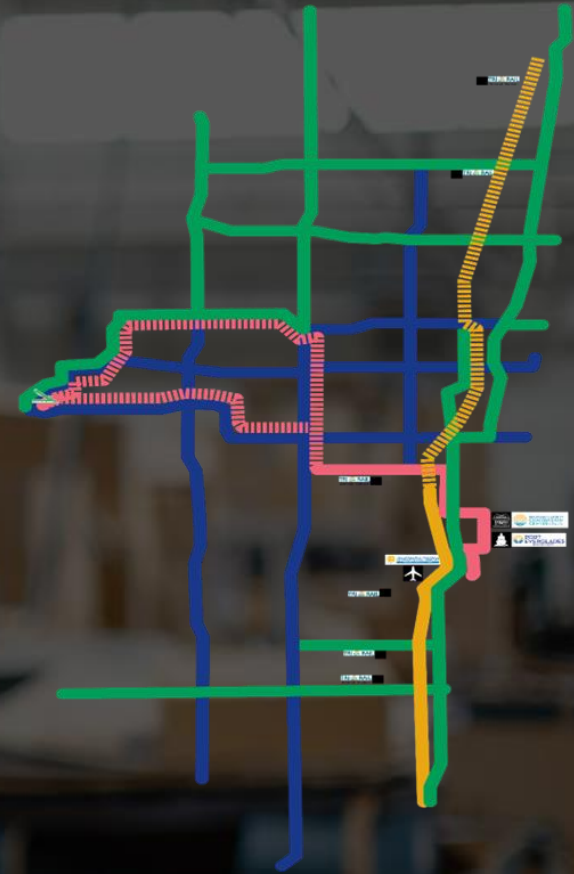
BRT – Powerline Road

Project Overview: Connects activity centers between Broward Boulevard and Sample Road. Includes:

- 10.5 miles of Bus Rapid Transit (BRT) along Powerline Road
- Approximately 10 branded stations
- Exclusive transit lanes where feasible
- Supplemental fixed route local service

Anticipated Annual Ridership: 1.4M – 2.5M

Budget (FY2025-FY2029): \$8.2M (Planning and Design)



BRT – Powerline Road

Project Phase	Date	Surtax Total	Non-Local Total	Total
Planning and Design	FY2029	\$8.2M	\$0.0M	\$8.2M
Total 5YP		\$8.2M	\$0.0M	\$8.2M

**Note: Future project funding beyond FY2025-FY2029 is estimated at 25% from MAP/Surtax, 25% from FDOT, and 50% from FTA.*

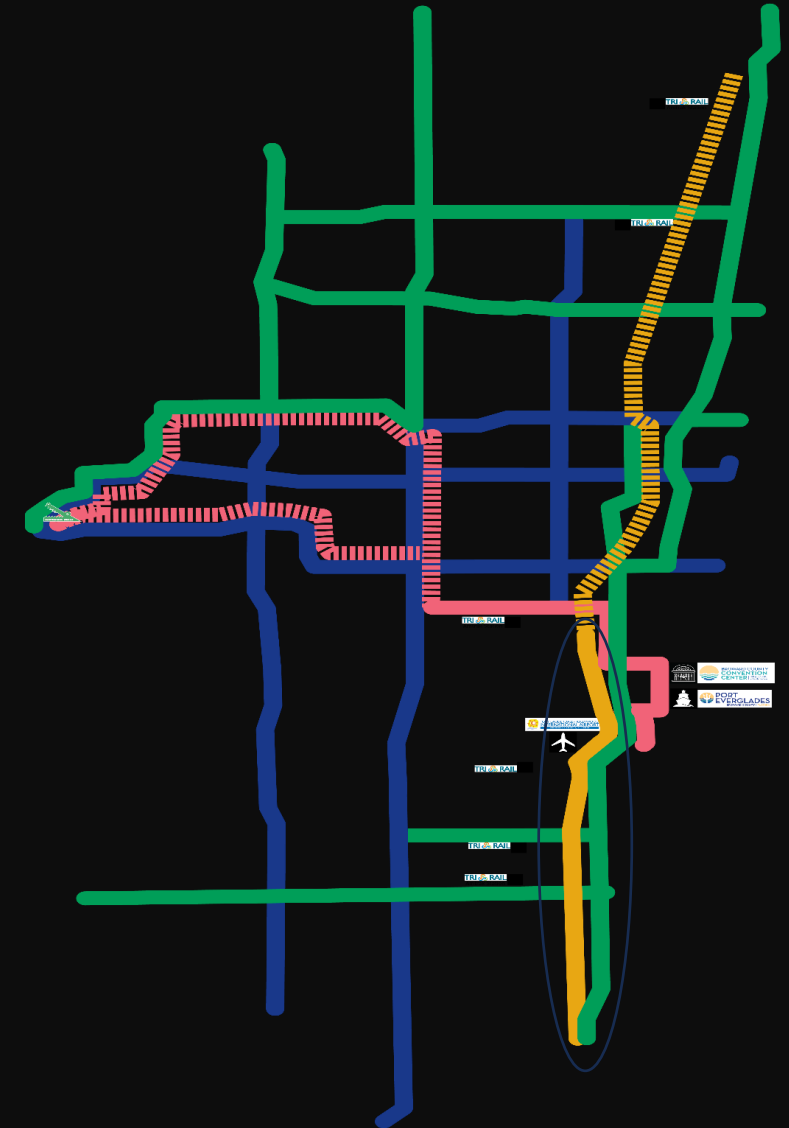
Broward Commuter Rail South

Project Overview: Provides a regional connection between Broward and Miami-Dade Counties.
Includes:

- 11.5 miles of commuter rail on the Florida East Coast (FEC) Railway corridor
- Three stations in Hollywood, Fort Lauderdale-Hollywood International Airport and Fort Lauderdale.

Anticipated Annual Ridership: Up to 7.0M including Miami-Dade

Budget (FY2025-FY2029): \$4.5M



Commuter Rail - 5YP

Project Phase	Surtax Total	Non-Local Total	Total
Broward Commuter Rail South – Total 5YP	\$1.1M	\$3.4M	\$4.5M*

**Note: Additional Funding for BCR-South due to design refinements that resulted in the cost increase. The \$4.5M assumes a 50% Federal Share and includes the 25% Match by FDOT identified in the FDOT 5-year Workplan.*

Agenda

BCT Surtax Overview

PREMO Five Year Plan



Vehicles and Equipment

Transit Infrastructure

Transit Operating

Community Shuttle

Planning, Risks & Performance Management

Discussion



Transit in 5YP

Category	Surtax Total	Non-Local	Total
Fixed-Route Buses	\$147.0M	\$0	\$147.0M
Paratransit Vehicles	43.0M	0	43.0M
Planning Studies	28.4M	0	28.4M
Total 5YP - Transit	\$218.4M	\$0	\$218.4M


Fixed-Route and High Frequency Electric Bus

- **\$147.0M** – Purchase 94 Electric Buses for Fixed-Route Service (FY2025 – FY2029)



Paratransit Program

- **\$39.4M** – Purchase 304 vehicles for Paratransit service (FY2025-2029)
- **\$3.7M** - Convert 257 new vehicles to propane (FY2025-2029)



Agenda

BCT Surtax Overview

PREMO Five Year Plan

Vehicles and Equipment



Transit Infrastructure


Transit Operating

Community Shuttle

Planning, Risks & Performance Management

Discussion





Transit Infrastructure



Project	Total	Date
Design – Infrastructure Projects	\$ 20.9M	FY2025-FY2029
Bus Stop Improvements	15.7M	FY2025-FY2029
Bus Shelters	34.6M	FY2025-FY2029
Local Bus Infrastructure	5.3M	FY2026-FY2029
Electric Bus Charging Infrastructure	25.3M	FY2025-FY2029
Electric Bus Charging Equipment	22.9M	FY2025-FY2029
Facilities Improvements	9.9M	FY2025-FY2029
Future Transit Facility	55.2M	FY2025-FY2029
Copans Control Center	60.0M	FY2025
Information Technology Enhancements	21.1M	FY2025
Total 5YP - Transit Infrastructure Construction	\$270.0M	

Agenda

BCT Surtax Overview

PREMO Five Year Plan

Vehicles and Equipment

Transit Infrastructure

Transit Operating

Community Shuttle

Planning, Risks & Performance Management

Discussion



Transit Operating - 5YP Surtax Funding Request

Category	FY2025	FY2026	FY2027	FY2028	FY2029	5YP Total
BCT Operating	\$153.7M	\$162.8M	\$174.5M	\$183.9M	\$197.6M	\$872.5M
Late Night Shift Connect	2.0M	2.0M	0.0M	0.0M	0.0M	4.0M
Micro-Transit Program	2.8M	2.8M	0.0M	0.0M	0.0M	5.6M
Total 5YP – BCT Operating	\$158.5M	\$167.6M	\$174.5M	\$183.9M	\$197.6M	\$882.1M

Transit Operating Funding FY2020-2029

Category	FY2020	FY2021	FY2022	FY2023	FY2024	FY2025	FY2026	FY2027	FY2028	FY2029
Transportation Surtax	\$55.6M	\$45.9M	\$20.0M	\$49.1M	\$113.1M	\$153.7M	\$162.8M	\$174.5M	\$183.9M	\$197.6M
Farebox Revenue	36.4M	16.1M	21.4M	23.5M	26.2M	26.3M	27.3M	28.4M	32.4M	36.2M
General Fund Transfer	26.9M	26.9M	26.9M	26.9M	26.9M	26.9M	26.9M	26.9M	26.9M	26.9M
Gas Tax	57.6M	43.6M	0.0M	5.6M	57.6M	41.8M	41.5M	41.5M	41.5M	41.5M
Advertising	0.0M	0.0M	2.2M	1.5M	1.3M	1.3M	1.3M	1.3M	1.4M	1.4M
FDOT Block Grants	9.8M	10.5M	10.7M	11.2M	10.9M	11.6M	12.7M	13.4M	14.0M	14.8M
Federal COVID-19 Relief	6.9M	22.9M	90.9M	68.0M	---	---	---	---	---	--
Less 5% Recurring Revenues	----	----	----	----	(1.4M)	(1.4M)	(1.4M)	(1.5M)	(1.6M)	(1.9M)
Fund Balance	----	----	9.3M	11.0M	----	----	----	----	---	---
Total 5YP – Operating	\$193.2M	\$165.9M	\$181.4M	\$196.8M	\$234.6M	\$260.3M	\$271.1M	\$284.5M	\$298.5M	\$316.5M

Agenda

BCT Surtax Overview

PREMO Five Year Plan

Vehicles and Equipment

Transit Infrastructure

Transit Operating



Community Shuttle

Planning, Risks & Performance Management

Discussion



Municipal Community Shuttle Program 5YP

Existing Community Shuttle Program		Total
Existing Community Shuttle – Operating		\$60.4M
Community Shuttle Capital – Buses and Equipment		12.5M
Community Shuttle Capital – Bus Stop Improvement Program		12.5M
Total 5YP - Existing Community Shuttle Program		\$85.4M
Expansion Community Shuttle Program		Total
Expansion Community Shuttle Operating	Total 5YP	\$19.7M
Total 5YP – Municipal Community Shuttle Program		\$105.2M

**Community Shuttle Funding is Attributed to the municipal portion of the program; funding for Existing Service and the Expansion of the Program contributes to the Minimum Annual Guarantee (MAG) of 10% of Surtax Revenues.*

Existing Community Shuttle Capital Program in 5YP

- **\$12.5M** – Purchase 62 vehicles for the Community Shuttle Program (FY2025 – FY2029)
 - **\$12.5M** – Implement approximately 541 bus stop enhancements to Community Shuttle routes (FY2025 – FY2029)
-



Existing Community Shuttle Program

Category	FY2025	FY2026	FY2027	FY2028	FY2029	5YP Total
Operating	\$11.4M	\$11.7M	\$12.1M	\$12.4M	\$12.8M	\$60.4M
Capital - Buses and Equipment	2.5M	2.5M	2.5M	2.5M	2.5M	12.5M
Capital - Bus Stop Improvements	2.5M	2.5M	2.5M	2.5M	2.5M	12.5M
Total 5YP -Existing Community Shuttle	\$16.4M	\$16.7M	\$17.1M	\$17.4M	\$17.8M	\$85.4M

Expansion Community Shuttle Program

Category	FY2025	FY2026	FY2027	FY2028	FY2029	5YP Total
Expansion – Operating	\$3.7M	\$3.8M	\$3.9M	\$4.1M	\$4.2M	\$19.7M
Expansion – Capital	0.0M	0.0M	0.0M	0.0M	0.0M	0.0M
Total 5YP - Expansion Community Shuttle	\$3.7M	\$3.8M	\$3.9M	\$4.1M	\$4.2M	\$19.7M

Agenda

BCT Surtax Overview

PREMO Five Year Plan

Vehicles and Equipment

Transit Infrastructure

Transit Operating

Community Shuttle



Planning, Risk, & Performance Management

Discussion





Broward County Transit
Transit Development Plan FY 2024-33

Executive Summary

December 2023



Planning and Studies

- **\$28.4M** – Planning and Studies
 - \$5.0M Annually for Planning/Studies (FY2025-2029)
 - Transit Development Plan Major Update (FY2027)
 - Comprehensive Operational Analysis of Transit System (FY2028)
-

Program Risks



SCOPE



SCHEDULE



COST



RISK

Program Risks

- Market Pricing Volatility
- Material and Equipment Availability
- Major Third-Party Agreements (Commercial Terms)
- Property Availability and Acquisition
- Workforce Readiness
- Regulatory Risk – Funding Availability
- Public Expectations



Performance Management



Safety and
Environmental

Procurement
/Contract
Performance

Public
Involvement/
Outreach

Schedule


Budget

Risk/Change
Management

Workforce
Development

Quality

Sustainability



Discussion



Public Works Department

Five-Year Plan Overview



MAP Broward
Mobility Advancement Program
Brought to you by the
Penny For Transportation

5-Year Public Works Budget Proposal

Project Types	Proposed FY25-29 Budget
Road Capacity Expansion	\$53,280,000
Intersection Improvements	\$45,995,000
Adaptive Signal Control	\$31,470,000
Fiber Optics Network	\$20,300,000
Drainage Replacement	\$23,750,000
Bridge Repairs	\$29,950,000
Mast Arm Conversion	\$18,920,000
Resurfacing and Road Improvements	\$69,650,000
Drainage Rehab and Missing Sidewalks	\$13,730,000
Street Lighting	\$4,870,000
School Zone Improvements	\$14,800,000
Total	\$326,715,000

Municipal Projects

Five-Year Plan Overview



MAP Broward
Mobility Advancement Program
Brought to you by the
Penny For Transportation

Municipal Projects 5YP FY2025-FY2029

RANK	MUNICIPALITY	PROJECT ID	5YP PHASE(S)	FY 2025	FY 2026	FY 2027	FY 2028	FY 2029	Total 5YP
34- 37	Miramar/Pembroke Pines	MIRA-001 (-002,-003,-004)	Construction	\$ 10,000,000	\$ 11,000,000	\$ 10,000,000	\$ 10,000,000		\$ 41,000,000
38 & 88	Fort Lauderdale	FORT-108 (-113)	Construction	\$ 2,762,500	\$ 2,762,500				\$ 5,525,000
40	Coral Springs	CORA-097	Design & Const.	\$ 250,000	\$ 9,450,000				\$ 9,700,000
46	Pembroke Pines	PPIN-039	Design & Const.	\$ 531,750	\$ 3,766,563				\$ 4,298,313
48	Lauderdale Lakes	LLAK-006	Construction	\$ 722,500					\$ 722,500
49	Wilton Manors	WILT-009	Construction	\$ 5,100,000					\$ 5,100,000
50	Sunrise	SUNR-055	Construction	\$ 3,960,000					\$ 3,960,000
51	Pembroke Park	PPRK-010 (-008,-009)	Construction	\$ 1,909,497					\$ 1,909,497
56	Tamarac	TAMA-008	Construction	\$ 3,825,000					\$ 3,825,000
57	Lighthouse Point	LHP-010 (-008,-009)	Design & Const.	\$ 1,912,500					\$ 1,912,500
65	Coral Springs	CORA-098	Design & Const.	\$ 250,000	\$ 9,450,000	\$ 9,700,000			\$ 19,400,000
66	Hollywood	HOLL-038	Construction	\$ 4,250,000					\$ 4,250,000

Legend:

Pursuant to Sec. V.C.2 and V.D. of the 2nd Amendment to the ILA the following actions, requested and approved by municipalities are occurring within the Five-Year Plan:

Programmed in an Earlier Year Due to Readiness Review at Municipal Request

Final Cycle 1 MCP Phases not Previously Programmed

NEW Cycle 5 Municipal Capital Project Recommendations (FY 2029)

Municipal Projects 5YP FY2025-FY2029

RANK	MUNICIPALITY	PROJECT ID	5YP PHASE(S)	FY 2025	FY 2026	FY 2027	FY 2028	FY 2029	Total 5YP
68	Lauderdale Lakes	LLAK-016	Construction		\$ 425,000				\$ 425,000
69 & 91	Sunrise	SUNR-075 (-061)	Construction		\$ 5,280,000				\$ 5,280,000
81&103	Cooper City	COOP-024 (-042 + R&M-001)	Construction	\$ 1,408,000					\$ 1,408,000
83	Margate	MARG-047	Construction	\$ 880,000					\$ 880,000
89	Coral Springs	CORA-102	Construction	\$ 330,000					\$ 330,000
93	Lauderdale Lakes	LLAK-018	Construction		\$ 880,000				\$ 880,000
94	Hallandale Beach	HALL-019	Construction		\$ 1,320,000				\$ 1,320,000
95	Davie	DAVI-014	Construction		\$ 2,464,000				\$ 2,464,000
96	Coconut Creek	COCO-016	Construction	\$ 2,424,400					\$ 2,424,400
106	Parkland	PARK-007	Construction		\$ 528,000				\$ 528,000
107	Margate	MARG-033	Construction		\$ 200,000				\$ 200,000

Legend:

Pursuant to Sec. V.C.2 and V.D. of the 2nd Amendment to the ILA the following actions, requested and approved by municipalities are occurring within the Five-Year Plan:

Programmed in an Earlier Year Due to Readiness Review at Municipal Request

Final Cycle 1 MCP Phases not Previously Programmed

NEW Cycle 5 Municipal Capital Project Recommendations (FY 2029)

Municipal Projects 5YP FY2025-FY2029

RANK	MUNICIPALITY	PROJECT ID	5YP PHASE(S)	FY 2025	FY 2026	FY 2027	FY 2028	FY 2029	Total 5YP
C3-1	Miramar	MIRA-017	Design			\$ 506,520			\$ 506,520
C3-2	West Park	WPRK-001	Design			\$ 115,400			\$ 115,400
C3-3/C4-3	Davie	DAVI-019	Design & Const.			\$ 370,416	\$ 5,871,572		\$ 6,241,988
C3-4	Weston	WEST-312	Design			\$ 1,181,617			\$ 1,181,617
C3-5/C4-9	Davie	DAVI-002	Design & Const.			\$ 367,726	\$ 5,619,520		\$ 5,987,246
C3-6	Oakland Park	OAKL-22-004	Construction			\$ 471,137			\$ 471,137
C3-7/C4-7	Davie	DAVI-011	Design & Const.			\$ 331,979	\$ 5,796,163		\$ 6,128,142
C3-8	Lauderhill	LHIL-518	Design & Const.			\$ 511,563	\$ 10,363,448		\$ 10,875,011
C3-R&M-04	Coral Springs	CORA-2020-002	Construction	\$ 1,712,582					\$ 1,712,582
C3-R&M-05	North Lauderdale	NLAU-2020-002	Construction			\$ 1,646,365			\$ 1,646,365
C3-R&M-06	Lauderdale Lakes	LLAK-2020-002	Construction			\$ 2,000,000			\$ 2,000,000

Legend:

Pursuant to Sec. V.C.2 and V.D. of the 2nd Amendment to the ILA the following actions, requested and approved by municipalities are occurring within the Five-Year Plan:

Programmed in an Earlier Year Due to Readiness Review at Municipal Request

Final Cycle 1 MCP Phases not Previously Programmed

NEW Cycle 5 Municipal Capital Project Recommendations (FY 2029)

Municipal Projects 5YP FY2025-FY2029

RANK	MUNICIPALITY	PROJECT ID	5YP PHASE(S)	FY 2025	FY 2026	FY 2027	FY 2028	FY 2029	Total 5YP
C4-1/C5-1	Coconut Creek	COCO-23-007	Design & Const.				\$ 1,623,055	\$ 14,745,559	\$ 16,368,614
C4-2/C5-2	Fort Lauderdale	FORT-23-001	Design & Const.				\$ 500,000	\$ 9,677,609	\$ 10,177,609
C4-4	Coconut Creek	COCO-23-001	Construction				\$ 6,371,882		\$ 6,371,882
C4-5	Oakland Park	OAKL-22-020	Planning				\$ 552,779		\$ 552,779
C4-6	Wilton Manors	WILT-22-001	Design		\$ 500,000				\$ 500,000
C4-8	Oakland Park	OAKL-22-003	Planning				\$ 235,414		\$ 235,414
C4-10	Fort Lauderdale	FORT-22-001	Design				\$ 223,320		\$ 223,320
C4-11	Miramar	MIRA-013	Design				\$ 1,527,120		\$ 1,527,120

Legend:

Pursuant to Sec. V.C.2 and V.D. of the 2nd Amendment to the ILA the following actions, requested and approved by municipalities are occurring within the Five-Year Plan:

Programmed in an Earlier Year Due to Readiness Review at Municipal Request

Final Cycle 1 MCP Phases not Previously Programmed

NEW Cycle 5 Municipal Capital Project Recommendations (FY 2029)

FY 2025 - FY 2029 Total Funding Programmed: \$ 190,564,956

Action Item 3

Motion to Approve the proposed Five-Year Plans for FYs 2025-2029, consistent with 31 ½ - 75 (h)(3) of the Broward County Code of Ordinances, for:

- A. Broward County Public Works Department
- B. Broward County Transportation Department
- C. Municipal Projects

Next Steps with Five-Year Plan FY 2025-2029

- Oversight Board actions today will be transmitted formally to the County Administrator who will relay them to the County Commission
- After which, funding levels necessary to implement the proposed plan will be approved through the County Commission's budget process
- The County Commission will conduct a budget workshop on the FY2025 Surtax Budget and Five-Year Plan on **August 27, 2024**
- Public Hearings on the County's Budget are scheduled in September

Discussion?

Q&A?

Performance Audit Discussion

Office of the County Auditor

Robert Melton, CPA, CIA, CFE, CIG, County Auditor

Presented by: Laura Rogers, CIA, CFE, CGAP, CCA, Audit Manager

Timeline:

- ▶ August 9, 2024
 - ▶ Discuss Approach to Performance Audit Planning
 - ▶ Getting Ready for Facilitation Session
- ▶ October 25, 2024
 - ▶ Performance Audit Facilitation Session
- ▶ December 4, 2024
 - ▶ Presentation of Draft Scope of Services
 - ▶ Compilation and groupings of topics from October
 - ▶ Discussion
 - ▶ Additional input?
 - ▶ Recommendation for Audit Approach

Framework for Audit Planning:

- ▶ Retrospective vs. Prospective Approach
 - ▶ Understanding past performance- where are we now?
 - ▶ Current status of management controls and oversight
 - ▶ Looking forward- where do we want to go?
- ▶ All audits consider ‘Opportunities for Improvement’
 - ▶ Recommendations to Management
- ▶ Consideration of potential audit for ‘now’ and audit for ‘later’
 - ▶ Can have phased approach to audit activities

Initial Performance Audit Suggestion:

- ▶ First Five Years
 - ▶ Is program delivered in a manner consistent with ballot initiatives?
 - ▶ What has been spent, where?
 - ▶ Have transparency and accountability goals been achieved?
- ▶ Offer a general perspective on program status
 - ▶ May help identify focus areas for a more in-depth review
 - ▶ Use findings to determine subject matter for 'Phase 2' Performance Audit
- ▶ Can be completed by our Office
 - ▶ Quicker start than a procurement process

Facilitation Session Discussions:

- ▶ Potential Scope of Services:
 - ▶ What general questions do we have regarding overall Surtax/MAP program?
 - ▶ Any specific area of operations?
 - ▶ What performance concerns do we have regarding funded programs?
 - ▶ Specific County agency or program?
 - ▶ Or specific area of program delivery?
 - ▶ Municipality performance/delivery?
- ▶ Performance metrics:
 - ▶ How will we 'know' goals and objectives are achieved?
 - ▶ What do we want to learn/track moving forward?
 - ▶ Understanding what may already be planned/tracked
 - ▶ What is most important to us?

Facilitation Session Discussions:

- ▶ Discussion of Audit Approach
 - ▶ Office of the County Auditor staff
 - ▶ Procurement of External Specialized Auditor
 - ▶ Office of the County Auditor as Contract Administrator

Sunset Review Discussion

Intergovernmental Affairs/Boards Section



MAP Broward
Mobility Advancement Program
Brought to you by the
Penny For Transportation



Sunset Review Process

***County Administration
Intergovernmental
Affairs/Boards Section***

What is Sunset Review?

Section 2.09(F) County Charter and Section 1-245 Broward County Code:

- Every four (4) years, the County Commission shall determine, by resolution, that the applicable Board, Committee, Authority, or Agency is needed to serve the public interest, and the cost of its existence to the citizens and taxpayers is justified.
- The Broward County Board of County Commissioners finds it to be in the public interest to systematically and periodically review the need for and the benefits derived from regulatory, adjustment and advisory boards, development authorities, redevelopment authorities, and agencies which have been created under authority of the Charter.

How often is Sunset Review?

- At least once every four (4) years.

Which Boards are Subject to Sunset Review?

- Any Board that is not established by the Charter.

Process:

This review assesses continued relevance and efficiency of an advisory board and determines whether it should be retained, modified, or sunset.

- 1) Gather feedback from Board Coordinators and Membership through online portals.
- 2) Meeting between the Board Coordinator, the Chair, and the assigned Attorney to discuss feedback and suggest changes to present to the full advisory board.
- 3) Meeting with full advisory board to discuss suggested changes, if any.
- 4) Advisory Board votes to submit changes to IABS. Possible outcomes:
 - Sunset the board.
 - Retain the board with no changes.
 - Retain the board with changes.

Process:



5) Final Sunset Review recommendations are presented to the County Commission for approval.

6) The County Commission determines which changes to accept for each advisory board and directs the County Attorney's Office to draft for the County Commission's consideration any necessary amendments to the Broward County Code of Ordinances or Administrative Code.



Opportunity to Review:



- Advisory Board Mission
- Meeting Frequency
- Categorical Requirements
- Number of Board Members
- Terms of Appointment
- Other Considerations

Questions?

➤ Marty Cassini, Director
 mcassini@broward.org
 954-357-6440

➤ Andrea Knowles Hill, Assistant
Director
 aknowles@broward.org
 954-357-7347

➤ Naomie Labaty, Boards
Administrator
 nlabaty@broward.org
 954-357-5934

➤ Kilishi St. Preux, Boards
Analyst
 kstpreux@broward.org
 954-357-7135

3rd Amendment to the Transportation System Surtax Interlocal Agreement Discussion



MAP Broward
Mobility Advancement Program
Brought to you by the
Penny For Transportation

Non-Agenda

- Reports
 - Chair
 - Members
 - Surtax General Counsel
 - Board Coordinator

Adjourn August 9, 2024 Oversight Board Meeting