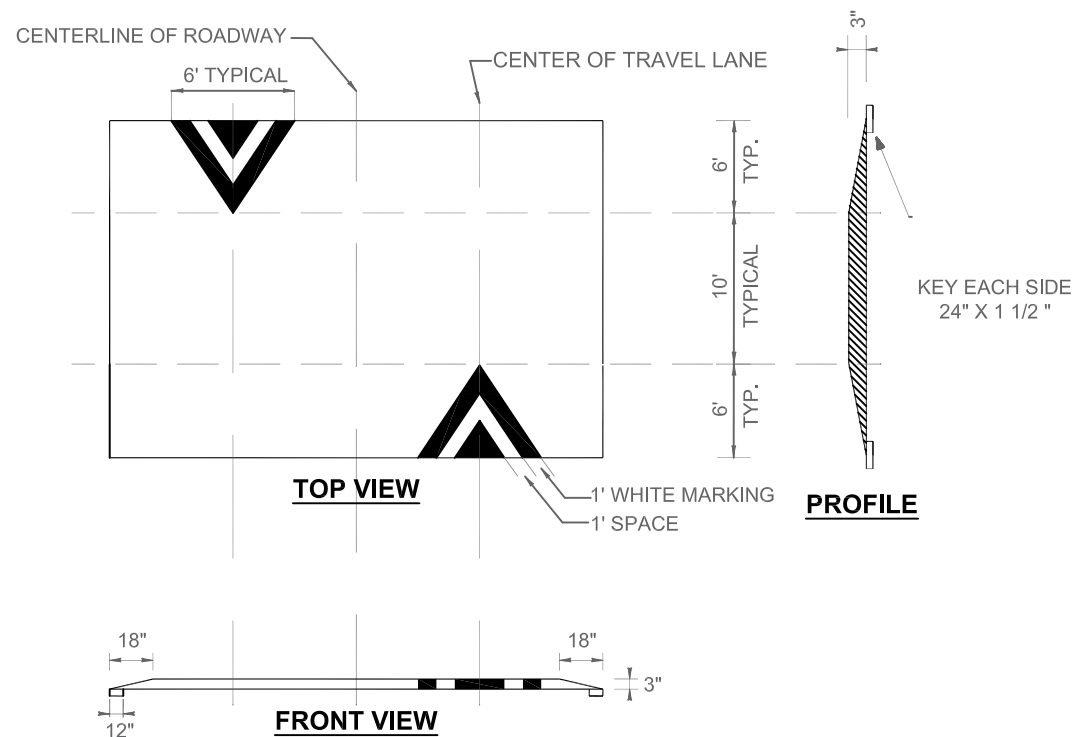


FLAT TOPPED SPEED TABLE MUTCD MARKINGS FIGURE 3B-30, OPTION "A"



NOTES:

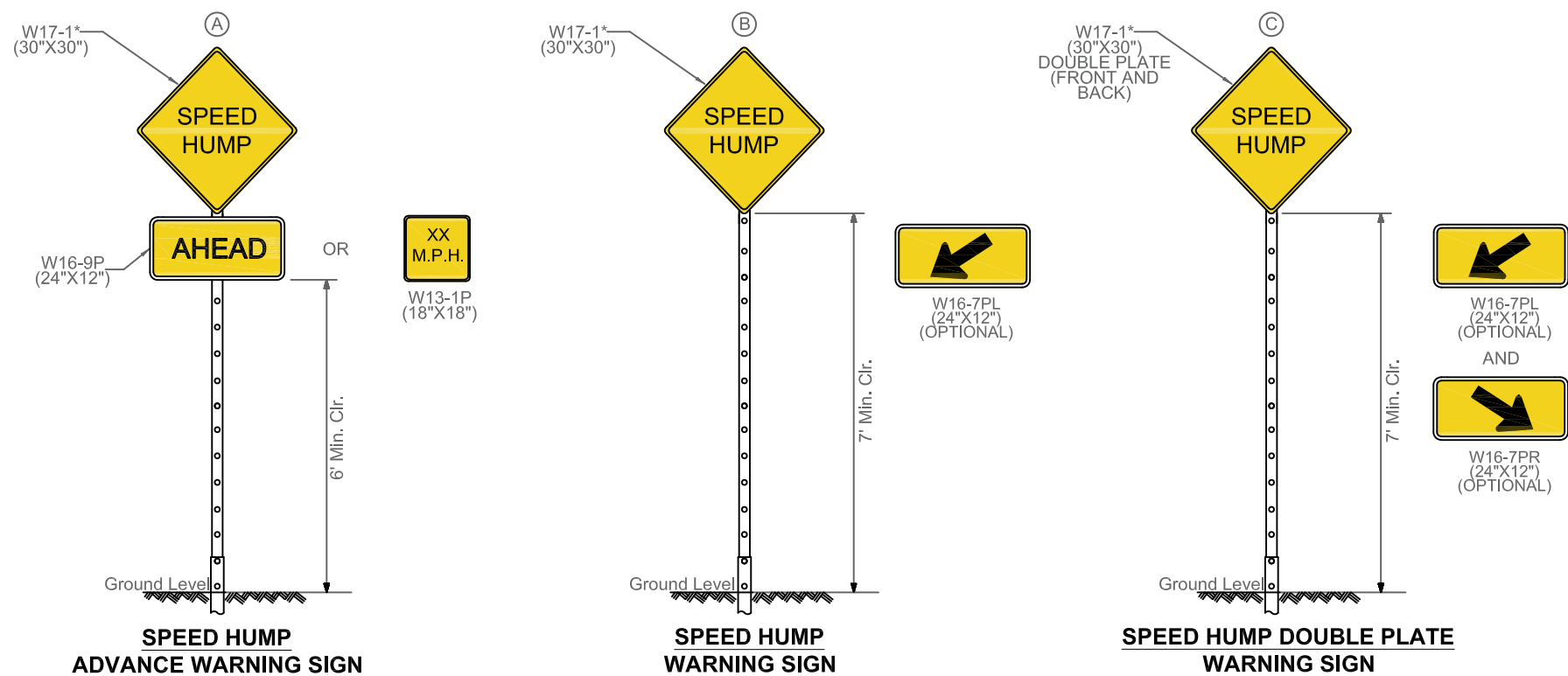
THE FOLLOWING IS A TYPICAL INSTALLATION OF A SPEED HUMP WITHIN THE MUNICIPAL SERVICE DISTRICT AREA OF BROWARD COUNTY.

- THE SPEED HUMP SHALL BE TWENTY-TWO (22) FEET IN LENGTH FOR THE WIDTH OF THE ROADWAY (TYPICALLY TWENTY-TWO [22] FEET), WITH THE FOLLOWING CHARACTERISTICS:
 - HEIGHT OF THREE (3) INCHES
 - TEN (10) FOOT FLAT TOP
 - SIX (6) FOOT TRANSITIONS ON BOTH THE NEAR AND THE FAR SIDES
 - EIGHTEEN (18) INCH TRANSITIONS ON BOTH CURB SIDES
- KEY CUT TWENTY-FOUR (24) INCHES ON BOTH THE NEAR AND THE FAR SIDES WITH TWELVE (12) INCHES NEXT TO SPEED HUMP AND TWELVE INCHES UNDERNEATH, FOR A DEPTH OF ONE AND A HALF (1 1/2) INCHES.
- KEY CUT TWELVE (12) INCHES ON BOTH CURB AND SIDE EDGES, UNDERNEATH THE SPEED HUMP, FOR A DEPTH OF ONE AND A HALF (1 1/2) INCHES.
- PAVEMENT MARKINGS SHALL BE IN ACCORDANCE WITH THE MANUAL ON UNIFORM TRAFFIC CONTROL DEVICES (MUTCD) FIGURE 3B-30 OPTION "A".
 - FOR EACH DIRECTION OF TRAVEL, INSTALL TWO (2) CHEVRONS, ONE (1) FOOT WHITE PAVEMENT MARKING, SPACED ONE (1) FOOT APART ON A LENGTH OF SIX (6) FEET CENTERED ON THE TRAVEL LANE, PLACED ON THE TRANSITION ONLY.
 - SIX (6) INCH WHITE THERMOPLASTIC EDGE LINE TO BE REPLACED ALONG SIDE OF THE SPEED HUMP, IF THIS EDGE LINE PREVIOUSLY EXISTED.

OTHER INFORMATION:

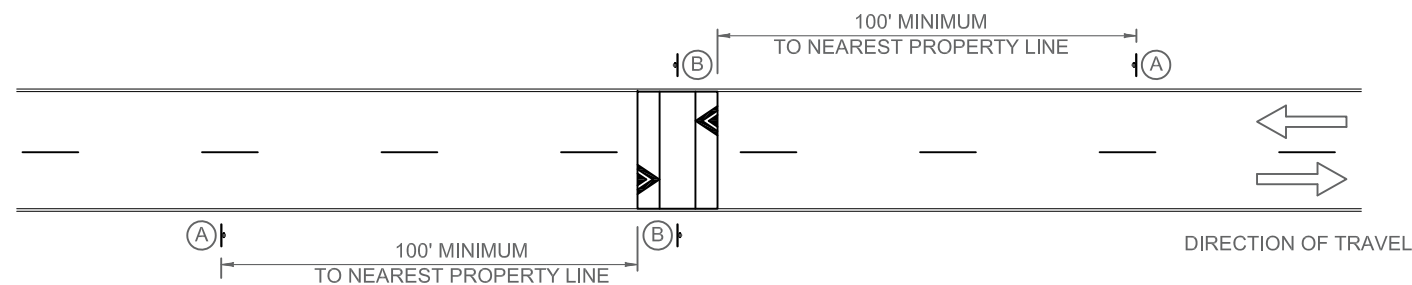
- ALL SPEED HUMPS SHALL BE INSTALLED IN TWO (2) LIFTS OF S3 ASPHALT.
- TACK COAT TO BE APPLIED PRIOR TO LAYING THE S3 ASPHALT.
- AN APPROVED MAINTENANCE OF TRAFFIC PLAN SHALL BE ESTABLISHED FOR EACH SPEED HUMP INSTALLATION.
- INSTALLATION SHALL BE IN COMPLIANCE WITH THE FDOT STANDARD SPECIFICATIONS FOR ROAD AND BRIDGE CONSTRUCTION 2023-2024.

SPEED HUMP WARNING SIGNS PER MUTCD FIGURE 2C-6

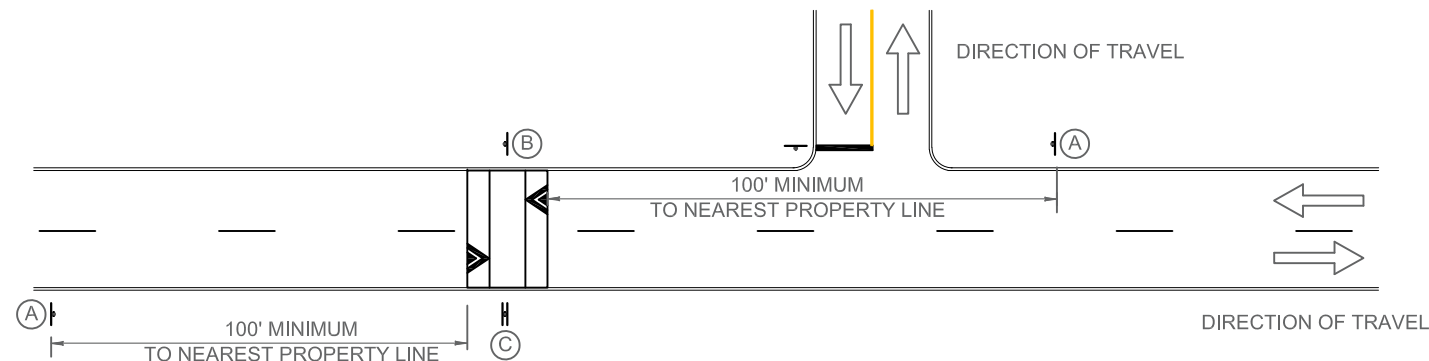


*USE 36" X 36" ON MULTILANE ROADWAYS

STANDARD



INTERSECTION



REVISIONS

DATE	DESCRIPTION



PUBLIC WORKS DEPARTMENT
TRAFFIC ENGINEERING DIVISION

DESIGN BY: LIANA BORREGO CARMONA, P.E. SCALE: NTS
DRAWN BY: STEPHON RAMOUTAR
CHECKED BY: LEI CAI, P.E., PTOE

**SPEED HUMP DETAILS
AND SPECIFICATIONS**

SHEET
NO.

1 OF 1